

Join The Guild of Metalsmiths

Send \$30 dues to the address below. Please circle if you want to be listed in our membership directory and/or check items you don't want listed.

The Guild of Metalsmiths List Me Don't List Me
PO Box 11423 in the directory in the Directory
St. Paul MN 55111 but don't list
address - phones: home - work - fax - cell - email - web page
(mark items above you DO NOT want published)

Name: _____

Company Name: _____

Address: _____

(optional items) Work phone: _____

Home phone: _____

Fax: _____ Cell: _____

Email address _____

Web page: _____



PO Box 11423
St. Paul MN 55111

Address Service Requested

If your address label says May 31, 2006, you are up for renewal this month. Please send your \$30 membership dues to the above address

May, 2006

Metalsmith Back Issue Service

Back issues of The Metalsmith are available to Guild members for only \$3.00 each, postage included.

Use your most recent copy of The Metalsmith's "How to" index to pick out the topics that interest you most. Then, if you don't already have those Metalsmiths in your collection, get them from the Guild of Metalsmiths Back Issue Service!

To order, write the Volume and Issue number(s) on the back of this form along with your mailing address.

Include a check for \$3.00 for each issue made out to Guild of Metalsmiths.

Send it to:
Pete Stanaitis
2476 10th Ave.
Baldwin WI 54002

If you have any questions about the service, contact Pete at 715-698-2895 or email him at: spaco@baldwin-telecom.net

The Guild of Metalsmiths on the web:
Visit our website at <http://www.metalsmith.org>
Looking for something? Try the search engine. On our main page, just below the index table, click on "Search this Site," and enter your query.
Join The Bellows, our email discussion forum.
Information at:
<http://www.metalsmith.org/bb/TheBellows.htm>

Request Form Guild of Metalsmiths Video Library:

Date: _____

Name: _____

Address: _____

City: _____ State: _____ Zip: _____

Phone: () _____

Tapes requested: _____

**Include \$3.00 for each "T" number requested. Make check payable to:
The Guild of Metalsmiths**

Send request and check to:

Rich Herman
1253 Danbury Way
Rosemount, MN 55068

email: racherman@frontiernet.net
phone: (651)322-1623

Metalsmith back issue service order form
Read directions on the reverse side of this form.

Please send me these back issues: (Vol:issue)
Use additional sheets of paper if you need them.

Joining The Guild of Metalsmiths?

Please introduce yourself. Each month we welcome new members to the Guild and offer them a chance to tell us a bit about themselves. (who you are, your goals as a metalsmith, the services you provide, products you make, etc.) Whatever you want to share is fine. So, give us a statement of interests/services up to 254 characters long (letters and spaces). This statement is also printed in the member directory (optional).

Goings on...



Events in May

- May 10, Guild Board of Directors meeting
- May 20, Handled Struck Tools Workshop, MN School of Horseshoeing
- May 20, Guild-sponsored Hammer-In, Nowthen grounds
- UMBA Conference, May 20-21, Haverhill IA (south of Marshalltown). More info at www.umbaonline.org

Events in June

- June 14, Guild membership meeting, Mike Blue's studio
- June 24 & 25, Metalsmith Weekend at MN Historical Society's Forest History Center in Grand Rapids.

Events in July

- July 5-8, ABANA Conference, Seattle WA
- July 12, Guild board of directors meeting

Events in August

- Aug. 5 & 6, Hammer-In at John Deere Historic Site, Grand Detour Illinois
- Aug. 9, Guild membership meeting, TBA

Events in September

- Sept. 15, 16, 17, GOM Fall Conference, Little Log House

Metalsmith Weekend

The MN Historical Society's Forest History Center in Grand Rapids will hold its Metalsmith Weekend on Saturday, June 24th, 10-5 and Sunday, June 25th, 12-5. They are looking for a variety of demonstrators. Camping is possible. Sales are possible. Contact Manager Ed Nelson 218-327-4482 2609, Co Rd 76 Grand Rapids, MN 55744 for more information. Contact their blacksmith Bill Carpenter for questions about what's already in the shop to use at 218-326-2163. They have coal.

FRIENDS OF THE GUILD OF METALSMITHS

The Guild of Metalsmiths is a 501C3 charitable trust, making all contributions or donations tax deductible. If you would like to join our list of "friends, please contact our president, Al Olson. Visit our website at www.metalsmith.org for a full list of companies that offer discounts to our members.

The Forum

May 2006



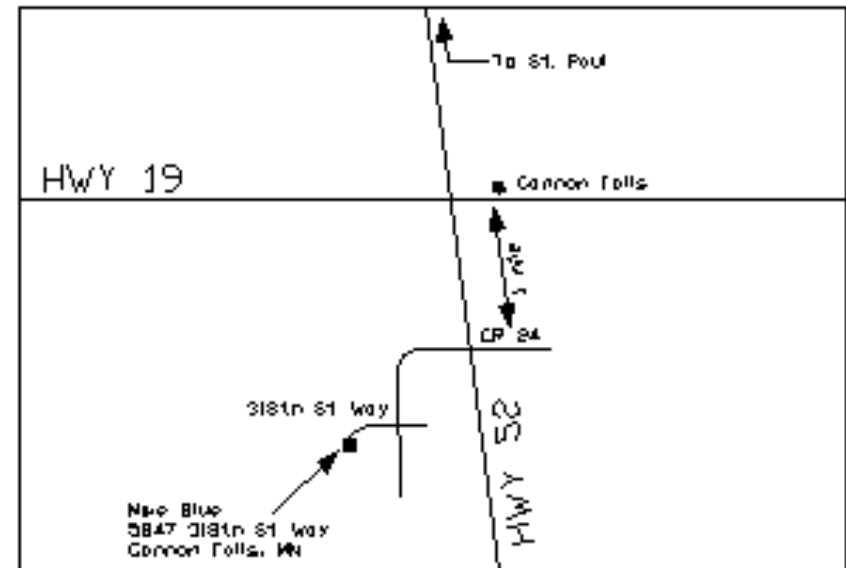
Vol. 8, No. 5

Plan now for June 14 Guild meeting to be held at Mike Blue's studio

While full details have not yet been sent to the editor by the program committee, we can tell you that the June 14 Guild meeting will be held at the studio of Mike Blue just south of Cannon Falls, MN. Mike is a master bladesmith who has created phenomenal specimens in Damascus steel.

This meeting will begin at 6:30, as usual, with our traditional potluck. Please bring a dish to pass. Don't forget to bring along your latest achievements in metal to share with everyone in "Show and Tell."

See you there!



Forum deadline for June: Monday, May 15, 2006

The deadline for The Forum is always the third Monday of the month. If you have activities that will be occurring in the next few months and wish to have them published in the next Forum, please send them by Monday, May 15, 2005 to **Georgia Myers**, editor, by e-mail to:

forum@metalsmith.org

(e-mails will be forwarded to Georgia Myers), or to


gmyers@rconnect.com

or mail them to:

Georgia Myers

313 Dakota St

Lake City MN 55041



The Guild of Metalsmiths, St. Paul, MN, publishes the GoM Forum monthly. It is intended as a tool to further our educational mission, to keep members up to date on current happenings, to publicize projects and workshops, a place for all members to express their opinions, concerns, learn more about each other—in short, to help us run our organization.

For address change, or to submit comments, please mail to:
The GoM Forum

Georgia Myers

313 Dakota St

Lake City, MN 55041-1869

or e-mail to

forum@metalsmith.org or

gmyers@rconnect.com

Guild educational grants

There is grant money available for Guild members to study intermediate and advanced metalworking techniques.

The Guild educational grant program is designed to bring new skills into the metalworking community. Participants are given money to pay for a portion of their expenses and are expected to learn some new or poorly understood skill, and then to share what they have learned with other members and the public through an article in our quarterly magazine, "The Metalsmith." They're also expected to lead a workshop on the topic (or other educational service approved by the board).

Application forms are available from the president or treasurer at a regular meeting, or by sending a self-addressed, stamped envelope to:

The Guild of Metalsmiths

PO Box 11423

St. Paul MN 55111



Owner Michael Boyd demonstrated the steps it takes to complete a stemmed wine glass by hand.

Photos on this page by Georgia Myers.



Imagine these photos in glorious color as they depict the myriad of glass objects created by the artists at Foci Glass.



April 12 Guild meeting at Foci Glass ...a pictorial



The owner of Foci Glass in Minneapolis hosted the April meeting of the Guild of Metalsmiths.

Foci Glass artists demonstrate the creation of what ended up to be a very long glass tube.



Foci Glass owner Michael Boyd began the informative evening by explaining what types of glass products he and his staff create by using four large furnaces to heat the raw glass product in crucibles.



This piece turned out to be a very bulbous orange container.

Photos on this page by Guy Paton.

Handled Struck Tools Workshop

Saturday, May 20, 2006 (time to be announced)
Minnesota School of Horseshoeing (map on next page)

Instructor: Jesse Gavin jagavin6273@hotmail.com
715 425-9951

Instructor: Herb Fick fick@rconnect.com
507 663-0569

Cost: \$30 per person

Class limit: 8

Safety Equipment: safety glasses & earplugs mandatory. Also bring basic forging hammer, hammer for striking tools, and gloves.

Lunch: bring bag lunch or visit local restaurant. You may wish to bring your designer bottled water also.

We will make punches similar to these.



Sign up soon for this Handled Struck Tools Workshop!

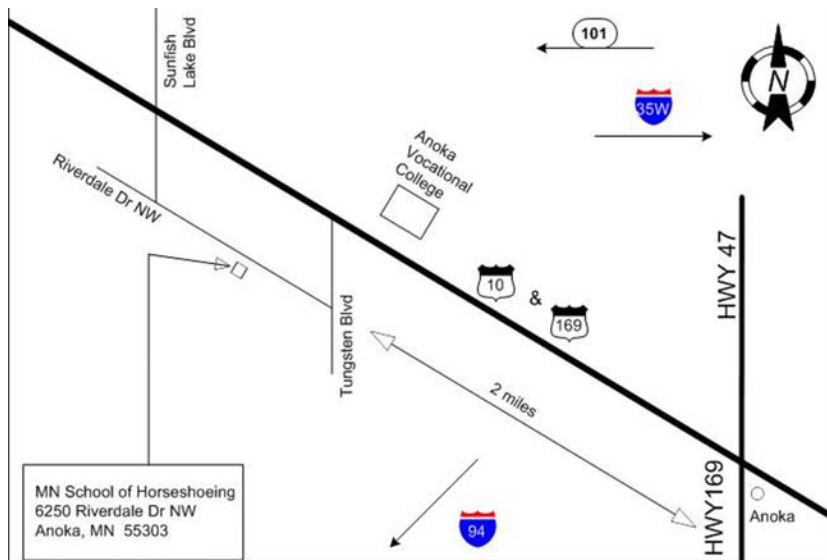
Fill out registration form on next page.

This is a Guild-sponsored event.

Handled Struck Tools Workshop

Class Description: We will prepare a wire handled hot cut slitting chisel, two handled punches, and heat-treat them for use, under the careful guidance of Jesse Gavin. We'll do this using hand tools and a coal fire. Learn to fill your tool kit! And learn to make tools for the annual conference raffle toolbox.

Map: Mn School of Horseshoeing



To register for this Handled Struck Tools Workshop, fill out the information below and send, along with a check for \$30 made out to Guild of Metalsmiths to:

Jesse Gavin
 N6716 720 St
 Beldenville WI 54003
 Phone 715 425-9951
 Email: jagavin6273@hotmail.com

Name: _____
 Address: _____
 City, State, Zip: _____
 Phone: _____ Email: _____



Artist-Blacksmith's Association of North America
 PO Box 816
 Farmington, GA 30638 USA
 706-310-1030 tel - 706-769-7147 fax
abana@abana.org - € www.abana.org

Hello,

I would like to thank all of those caring people who generously donated to the ABANA Relief Fund. I am speaking for all of the recipients of the much needed help including myself. In many cases it makes all the difference in being able to rebuild our shops, our businesses and our lives. I will post an ongoing progress report of the rebuilding of my shop on the ABANA web site.

Make your reservations now for the exciting classes and tours available at the 2006 ABANA Conference! Sharpen your skills with a panel of four of ABANA's accomplished professionals in the **Professional Development Workshop**. Topics include financial planning, contract law, proposal estimates, successful studio habits, and winning commissions. The price for this wealth of information is \$20.

If you have never been to Seattle you may want to take an amphibious tour of Seattle in a historic World War II landing craft lovingly call a "Duck." The **The Duck Tour** is conducted by a Coast Guard-certified maritime Captain who will take you on a sweeping tour from the conference site to several of Seattle's hot spots and back again by land and water for only \$30.

You definitely do not want to miss your chance to see Samuel Yellin's gates at the Seattle Asian Art Museum in a guided tour led by ABANA's own Clare Yellin. During the **Yellin Gate Tour** Clare will offer in-depth discussion of her grandfather's work in Seattle and the history behind its creation. Besides the fabulous Yellin gates you will get to view one of the finest Asian Art collections in the world for only \$25. To make reservations for any of these programs, call Marcus Vickery in the ABANA Conference Office at **706.310.0323**.

Also don't forget to vote for the best 2006 ABANA Conference poster. To vote visit: www.metalsmithinghowto.com then click on "ABANA posters".

Remember that ABANA counts on the Auction to help fund programming. Please consider sending an auction item even if you can't attend the conference. Complete shipping details, as well as complete information about the conference, are at abanaseattle2006.com

Dave Mudge
 Affiliate Liaison
 Member Services Division
 Chairman Internet Committee
 985.735.0049
davemudge@abana.org



Six students participated in a day of intense learning on April 1 when they attended a one-day seminar in Northfield MN presented by Pete Stanaitis. Students seated around the table were (from left) Rick Korinek, Jesse Gavin, Georgia Myers, Gene Olson, Cathy Herman, and Rich Herman. Observers who attended were Carol and John Adams, Sarah Delaney, Dave Gavin, Benjamin Groves, Al Olson, Sheran Stanaitis, Mary Stanaitis, Rick Stanaitis, and Herb Fick.

Photos by Herb Fick.



Exceedingly comfortable at the instructor's podium, Pete Stanaitis led the seminar with professional decorum and shared knowledge that all who attended were privileged to take home.

Learning in 8 intense hours how to give persuasive presentations

A group of Guild members gathered in Northfield on Saturday, April 1, to learn how to give persuasive presentations. Definitely not a simple goal to achieve in such a short time, but the students and observers who attended this seminar presented by fellow Guild member Pete Stanaitis went home with a tried and true formula for producing effective presentations.

An intense eight-hour seminar with two quick breaks and only half an hour lunch break proceeded methodically under Pete's instruction as the six students learned, applied knowledge, critiqued others, and then developed and delivered their own presentations for the group. All in attendance learned that techniques taught in this class could be applied both to their business and personal lives.

In addition to his own career experiences and a lifetime of practice, Pete wove lessons from three books into the fabric of his seminar. He offered students the opportunity to buy their own copies of "The Art of Getting Your Own Sweet Way," "The Rational Manager," and "Winning Through Intimidation."

Thank you, Pete. Your knowledge and contributions to the Guild are priceless!

HAMMER-IN MAY 20

When: Saturday, May 20, 2006

Time: 9:00 AM to 5:00 PM

Where: Nowthen Threshing Show grounds

Registration: No advance registration is needed

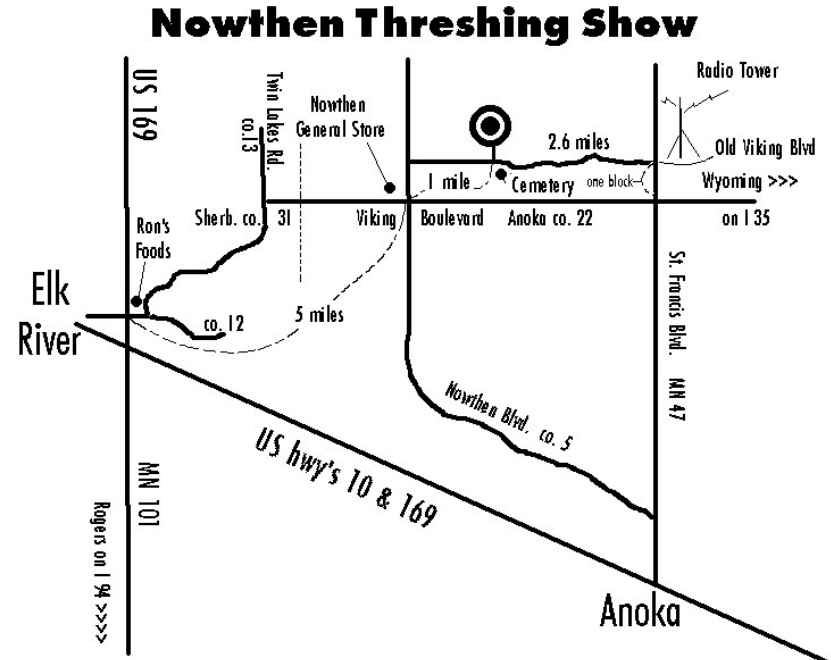
You have read the past announcements in *Metalsmith* and *The Forum*. Now is the time to read this reminder and come to the hammer-in.

You may want to watch the demonstrations, make an item that you saw demonstrated, work on your own project or just visit.

All five work stations may be used.

Bring a lunch or eat at one of the near by cafes.

See the map below for directions.



ABANA CONFERENCE

July 5-8, 2006 Seattle Washington

The ABANA conference is coming soon. Get your reservations in for a great time in Seattle Washington. Register on-line at www.abana.org, or call 706-310-0323.

There will be tours of the famous Yellin Gates at the Seattle Asian Art Museum by Clare Yellin. There are also many other great museums to visit.

Have you ever thought of making a harpoon? Jim Wallace will have a harpoon forging class. Jim is the director of the Metal Museum in Memphis Tennessee.

Blacksmiths from around the world, Samurai swordsmiths from Japan, edged tools from Japan and Korea and Australian demonstrators can be seen.

Fellowship, education and fun will be yours at the ABANA conference.

— Mary Fredell

Classified ad

For Sale: 3 50-lb. Little Giant Trip Hammers; 1 50 lb. Mayer Trip Hammer, made in Kaukauna, WI; \$1,800 each, all in good condition with motors. 1 No. 55 Williams & White Trip Hammer; \$500; needs rebuilding. 3 25 lb. Little Giant Trip Hammers. Also: leg vices from 4" to 6" ; anvils 40 lb to 255 lb, mostly Trenton and HayBudden.

Monty Bygd
Eau Claire, WI 54703
715-835-8197
bygd@execpc.com

2006 Basic blacksmithing C class graduates



These proud folks graduated from the Basic Blacksmith Class C. Class members were Justin Bear, Brooke Ernst, Melanie Ewing, Dan Kerkhoff, Bruce Mann, Dale Szabla, Jemiah Aitch, Dan Kaschner, and Michael Kaschner.



Instructor Jim Moenck and class.



Dale hard at work.

Steel, copper, bronze show at University of Wisconsin-Madison

Kirsten Skiles will be presenting new works in steel, copper and bronze at the Arboretum Steinhauer Trust Gallery of the University of Wisconsin-Madison in May and June, 2006. Artist reception date and time have not yet been confirmed. For open hours and address, go to

<http://www.uwarboretum.org/visit/>

or contact Kirsten at kassmiles@hotmail.com

You can also see works in progress at www.knitsteel.blogspot.com

Kirsten's Artist blog www.knitsteel.blogspot.com

My Blacksmith Shop www.knitsteel.etsy.com

Bill's bird blog

www.xanga.com/smallflowerlonchura

Bill's knives

www.billfiorini.com

High relief chasing class

Kirsten Skiles will be teaching a class in high relief chasing on steel at Touchstone Center for Crafts in Farmington, Pennsylvania, August 14-18, 2006. For more information contact

Touchstone Center for Crafts

1049 Wharton Furnace Rd

Farmington, PA 15437 USA

Ph: 1.800.721.0177 or 1.724.329.1370

Fax: 1.724.329.1371

<http://www.touchstonecrafts.com/>

or email Kirsten for a class description at kassmiles@hotmail.com

New Members This Month

Marty Ganser

924 St Clair Ave

St Paul, MN 55105

MIganser3@yahoo.com

651-228-7789

Justin Carlson

Watermark Designs, Inc

27713 CTY 33

Nevis, MN 56467

Rick Wessling

5442 Chicago Ave S

Minneapolis, MN 55417

Jay Lerbs

212 12th Ave N

South St Paul, MN 55075-1954

651-450-9223

CORRECTION!

Please note the following correction to an article in the last issue of *The Metalsmith*. That article outlined the process for forging a pine cone. Below are corrections sent by Jesse Gavin.

The first line should have read...

1. Taper flat stock to approximate finished sized 1 / 2 " X 1/8" to 3 / 4" X 1/8" at 12" – 15". The 12" – 15" is for making different size pinecones. A 3" section at large end should remain at 3/4", so that the bottom seeds are all full size.

Later in the article, step 3 should have read (and it should have been step 3, not a second step 1):

3. Mark seeds at 1 / 4" for the first 3" and 5/16" for the next 3" and 3/8" for the rest of the pinecone. Place the small separations at the small end and then bigger ones as the taper gets bigger. Cut with a hacksaw down to the 1/8" line. If you cut this line your pinecone just got smaller or you can weld it back together. Cut from small end up; plan the stock to be too long and use it in the vise to hold as you cut.

Photo 1 B

Then step 1 of the Needles section should have read:

1. The needles are made from the 1/16" wire or 3/32" gas-welding rod the length should suit the pinecone (1.25" – 2.25").

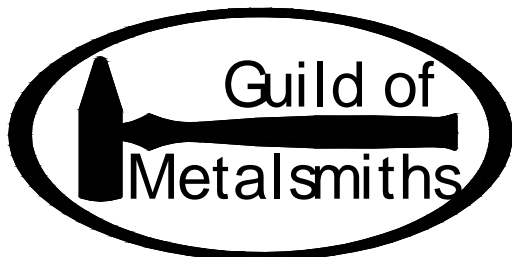
We are sorry the fractions did not go through from computer to computer despite using a standard language. We hope this correction will remove some of the confusion in making a pinecone. Just remember if it was as easy as we make it sound, everyone would be making them.

Thanks,

Jesse

!!!Advance Notice!!! This is a repeat, but it's good information to keep in your mental calendar!

Family Activities for the 2006 Madness
September 15, 16, 17



Planning for the 2006 Metalsmith Madness is in high gear. Events for the Family Activities Program are in the final planning stages. So far, all events except for Broom-making will be free to registered families.

It looks like we will have:

Quilted Door Hanger-making taught by Barb Feterl
Make them or decorate the ones we supply

Round Rug making by Sheri Stanaitis
Bring your own fabric that can be torn or cut into strips for your rug. Size of finished rug can be anywhere from embroidery hoop size to hula hoop size.

Altoid Tins Repousse' by Jesse Gavin and friends
A perennial favorite. Learn for the first time or improve your repousse' skills using the forgiving lid of an Altoids tin as your "canvas"

Found Art Sculpture making by Herb Fick and friends
Another regular repeater! Let your imagination go wild, looking through our "found component" selection. Then imagine, cut, bend, change. Welders on hand to stick your sculpture together, or do it yourself if you can.

Broom-making, especially for your fireplace tool sets, by ???
Still looking for an instructor, but these will be genuine Broom Corn brooms bound and stitched to metal handles supplied at the workshop. Cost would be \$15 or less per broom.

Mark your calendars IN INK right now. September 15, 16, and 17 are the dates for this year's conference and now you have every reason to bring the whole family with you!

Our neighborhood of smiths

Check this page every month to see what's going on with our neighboring colleagues, and read about activities in their smithing groups.

UMBA

Visit <http://www.umbaonline.org/events.html>

Central Minnesota Blacksmiths meeting schedule

Monday 5/1 Rome Hutchings' Studio, 13633 Ferman AV NW, Clearwater, MN 763-878-1694
Monday 6/5 Jeff Anshus' Studio, 7567 Acorn NW, Royalton, MN, 320-584-0021
Sat 7/8 Jeremy Knippel's Studio, 30488 Co Rd 3, Merrifield, MN, 218-765-4171
Mon 8/7 Ken Zitur's Studio, 37634 Co Rd 9, Avon, MN 320-746-2557
Mon 9/11 Brian Johnson's Studio, 16777 Co Rd 75 NW, Clearwater, MN, 320-558-6898
Mon 10/2 Al Garber's Studio, 2566 90th St NE, Monticello, MN, 763-295-4632
Mon 11/13 Russ Karasch's Studio, 640 Chinook Av SW, Avon, MN, 320-356-7125
Sat 12/9 Ken Zitur's Studio, 37634 Co Rd 9, Avon, MN 320-746-2557

Badger Blacksmiths meetings

For information, call Don Hogenson at 715-265-4701 or email Richard Prigge at rcprigg@centurytel.net

Lake Superior Metalsmiths

Lake Superior Metalsmiths (LSM) meet the fourth Tuesday of the month at 6:00 p.m. from May through September. The meetings are potluck at 6:00 p.m. at Dave Hanson's house, 5873 Taft Road, Duluth, Minnesota, 218-721-4572.

Northern Minnesota Metalsmiths

The NMM meetings are the first Monday of the month. Often, but not always, at Keith Johnson's shop in Bemidji. Contact Keith for monthly specifics at keith@greatriverforge.com

Central Texas Blacksmiths

To read their online newsletters, go to <http://balconesforge.org/newsletters/feb06/feb06.pdf> If that does not work, then just head to www.balconesforge.org and the newsletter section is easy to find.