

# The Forum

October 2006



Vol. 8, No. 10

---

## October 11: Guild membership meeting at Chukar Service, St. Michael, MN

Host: Bruce Kivisto, General Manager,  
Address: 12070 43 Street NE  
St. Michael, MN 55376 (watch for detours in St. Michael)

Chukar is a job shop water jet cutting service that is part of a group of companies. Chukar also has mobile service units that are used around the world for demolition (think bridges) and in one case, putting out oil well fires in Kuwait.

Their building also houses Jet Edge, the builder of the water jet equipment, Tilt Lock, a company specializing in systems for material handling in the printing and coating business and TC/American Monorail.

I met Bruce at a trade show about a year ago and he expressed interest in the Guild. Bruce Kivisto offers to tell us about water and or abrasive jet cutting and where it best fits the needs of fabricators.

For the demo we expect to cut frames for “smithin magician” using steel from the silent auction. We’re still looking for 3/4 inch stock to do dies.

For a sample view of Chukar’s offering of job shop services:

[http://www.chukarwaterjet.com/ppt/jobshop-ppt/chukar\\_jobshop.htm](http://www.chukarwaterjet.com/ppt/jobshop-ppt/chukar_jobshop.htm)

### Things to think about for the meeting:

- √ This is noisy. Bring ear protection and safety glasses if you can. The Guild will have some along.
- √ Consider a visit to the Hubler exhibit as a precursor to the meeting at Chukar: Wright County Historical Society, 2001 Hwy 25 N., Buffalo, MN 55313, will stay open until 6pm on the evening of Oct. 11 so that members can combine a viewing of the Paul Hubler exhibit with the meeting in St. Michael. The Wright County museum in Buffalo is about 14 miles away. Chris Olson will tell us more about the exhibit.
- √ As always, come early, help set up, bring a dish to pass, and meet friends.
- √ Stay late, help clean up, and meet friends.

— Herb Fick

## Forum deadline for November: Monday, Oct. 16, 2006

The deadline for The Forum is always the third Monday of the month. If you have activities that will be occurring in the next few months and wish to have them published in the next Forum, please send them by Monday, Oct. 16, 2006 to **Georgia Myers**, editor, by e-mail to:

[forum@metalsmith.org](mailto:forum@metalsmith.org)

(e-mails will be forwarded to Georgia Myers), or to

[gmyers@rconnect.com](mailto:gmyers@rconnect.com)

or mail them to:

**Georgia Myers**  
**313 Dakota St**  
**Lake City MN 55041**



*The Guild of Metalsmiths, St. Paul, MN, publishes the GoM Forum monthly. It is intended as a tool to further our educational mission, to keep members up to date on current happenings, to publicize projects and workshops, a place for all members to express their opinions, concerns, learn more about each other—in short, to help us run our organization.*

*For address change, or to submit comments, please mail to:*

*The GoM Forum*

*Georgia Myers*

*313 Dakota St*

*Lake City, MN 55041-1869*

*or e-mail to*

*[forum@metalsmith.org](mailto:forum@metalsmith.org) or*

*[gmyers@rconnect.com](mailto:gmyers@rconnect.com)*

## Guild educational grants

There is grant money available for Guild members to study intermediate and advanced metalworking techniques.

The Guild educational grant program is designed to bring new skills into the metalworking community. Participants are given money to pay for a portion of their expenses and are expected to learn some new or poorly understood skill, and then to share what they have learned with other members and the public through an article in our quarterly magazine, “The Metalsmith.” They’re also expected to lead a workshop on the topic (or other educational service approved by the board).

Application forms are available from the president or treasurer at a regular meeting, or by sending a self-addressed, stamped envelope to:

The Guild of Metalsmiths  
PO Box 11423  
St. Paul MN 55111

## **Tong Making Workshop**

**Date:** Saturday, Oct. 21

**Time:** 9 a.m. to 4:20 p.m. (Plan to arrive early to get ready for the class)

**Instructors:** Bob Fredell

**Cost:** \$15

**Class size:** 8 maximum

**Location:** Minnesota School of Horseshoeing (map on next page)

Students will make a traditional flat lip tong. The tong will be made in two parts forge welded together. The process used in making this tong can be modified to make any style of tong. Students are required to have completed the Guild of Metalsmiths basic classes, or the equivalent.

Students should bring a hammer, tong to hold 1/4" x 1" stock, wire brush, center punch

Safety equipment is mandatory. Please bring eye and ear protection.

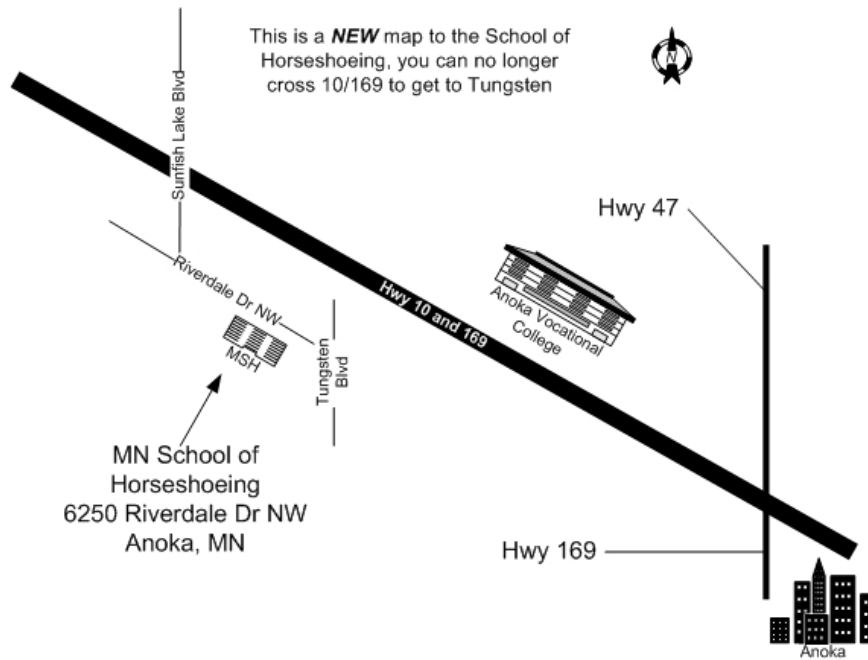
Lunch can be eaten at nearby restaurants, or bring a sack lunch.

**This is a Guild-sponsored class.** -----

## **Sign up now for this Tong Making Workshop**

## **See registration form on back of this page.**

# Tong Making Workshop Saturday, Oct. 21



Register for “Tong Making” workshop. Fill out form below and mail, along with check for \$15 made out to “Guild of Metalsmiths” to:

**Bob Fredell**  
**9360 281 Ave NW**  
**Zimmerman MN 55398**

For questions, call Bob at 763-389-5119 for email [bfredell@msn.com](mailto:bfredell@msn.com)

Name: \_\_\_\_\_

Address: \_\_\_\_\_

City, State, Zip: \_\_\_\_\_

Phone: \_\_\_\_\_ Email: \_\_\_\_\_

# Forge Welding Workshop

**Saturday & Sunday, Nov. 4 & 5**

**MN School of Horseshoeing (map page 6)**

**The workshop fee is \$75, includes materials and fuel, plus each student will take home a large handled block wire**

**brush and a can of flux. There will also be some specialty tongs for sale which is optional. Students will be provided the use of these tongs for the class and are not obligated in any to purchase them**

This is more than an introduction to the basics of Forge welding. Completion of Blacksmithing Basics recommended. Some Forge Welding experience/experimentation is helpful

1. What you will learn:
  - a. Safety, keeping your cool in hot situations
  - b. Fire Management, the keys to success
  - c. Forge Welding fundamentals, the first steps
  - d. To flux or not flux, what is the difference?
  - e. Types of forge welds that you too can do!
  - f. Practice, practice, practice, bring it all together
2. Beginning with a clear head will prevent you from making mistakes that can hurt you. What's so important about Safety? Everything!
3. Why is Fire Management so important? Without proper control of your fire, forge welding becomes more work than it needs to be.
4. What makes metal stick together? What materials can I weld? How to prepare your material to weld. Pitfalls and perils of an out of control yromaniac.
5. Does flux make it stick? What is flux, what does it do and how to use it or not use it.

(continued on next page)

**This is a Guild-sponsored class.**

---

## **Register now for the Forge Welding Workshop!**

Fill out the form on next page. Send your registration with check for \$75 made out to The Guild of Metalsmiths to:

**Rome Hutchings**  
**13633 Ferman Ave NW**  
Clearwater, MN 55320

**Forge Welding Class  
Saturday & Sunday, Nov. 4 & 5  
Minnesota School of Horseshoeing**

6. Types of forge weld joints, what their purpose is and how to use them in your work.

- a. Fagot weld
- b. Lap weld
- c. Chain link weld
- d. Scarf weld
- e. "T" weld
- f. Celery weld
- g. Jump weld
- h. Corner weld
- i. Much, much more!

7. Putting it all together, simple forge welds to begin with, progressing to more specialized welds. A series of forge welds to practice what you have learned. This will be a welding intensive workshop!

**What to bring:**

- √ Non-Synthetic clothing.....cotton, wool, leather and your normal safety gear....glasses, ear-plugs (if desired) gloves, and boots. Mandatory and .....recommended!!
- √ Your favorite tools....hammers, center punch, something to mark with..soap stone or a silver pencil. Tongs to hold 3/8 round and square in both directions. Any other tools you wish to bring, (tongs.....if you can't hold it, you can't forge it) .....recommended!!
- √ Lunch brown bag or eat out. Water to drink if you want.....recommended!!
- √ Note book and pencil or pen.....expect to take notes.....recommended!!
- √ Any Forge Welding problems and/or questions you have, the more the better!!

-----

Send your registration with check for \$75 made out to The Guild of Metalsmiths to:

**Rome Hutchings  
13633 Ferman Ave NW  
Clearwater, MN 55320**

Name: \_\_\_\_\_

Address: \_\_\_\_\_

City, State, Zip: \_\_\_\_\_

Phone: \_\_\_\_\_ Email: \_\_\_\_\_

## **NEW MEMBERS**

Alfred Huf  
8590 Timberwood Rd  
Woodbury, MN  
ahuf@hdunlimited.net  
651-731-6407

Ruthie Murray  
2139 Hand Ave  
Roseville, MN 55113  
651-487-3851

Mary Beth Murray  
2139 Hand Ave  
Roseville, MN 55113  
651-487-3851

Brian Dahl

Michael Fasold  
2616 – 15<sup>th</sup> Ave So  
Minneapolis, MN 55407  
612-723-8116  
[seimmortals@yahoo.com](mailto:seimmortals@yahoo.com)

Roger Barron  
17019 Goodhue St NE  
Ham Lake, MN 55304  
763-434-1988  
[rndbarron@aol.com](mailto:rndbarron@aol.com)

Tom Steinke  
910 Dakota Ave  
Long Lake, MN 55356  
952-473-7449

Sean Killen  
N6405 Hwy 63  
Beldenville, WI 54003  
[killentime@toast.net](mailto:killentime@toast.net)

Terry Stewart  
917 Nine Mile Cove  
Hopkins, MN 55343  
952-933-2061  
[stewart-t@comcast.net](mailto:stewart-t@comcast.net)

Jon Jay Hanks  
9012 Green Cloud Trail  
St Paul Park, MN 55071  
651-206-1121  
[jjhawkes@visi.com](mailto:jjhawkes@visi.com)

Brad Hegge  
W12564 State Rd 121

Osseo, WI 54758  
715-983-2131

Will Heidt  
W3503 Hemlock Rd  
Mondovi, WI 54755  
715-832-0020

Lauren Randall  
13745 Co. Rd 42  
Princeton, MN 55371-3665  
763-389-7073

Dirk DuBois  
DuBois Ironworks  
PO Box 471  
Hugo, MN 55038  
651-653-6260  
[ddubois67@hotmail.com](mailto:ddubois67@hotmail.com)

Orlin Kuenzel  
Anvil Acres Farm  
8265 W. 40<sup>th</sup> St  
Webster, MN 55088  
507-744-2126

Ann Schmitz  
Hobar Publications  
8075 – 215<sup>th</sup> St West  
Lakeville, MN 55044  
952-469-6699

Brian Baker-Carlson  
283 34 Ave S  
Minneapolis MN 55406  
612-724-9380  
[jajaihanuman@hotmail.com](mailto:jajaihanuman@hotmail.com)

## **ADDRESS CHANGES**

Macie Korte  
233 – 6<sup>th</sup> St N  
Cannon Falls, MN 55009-1906

Kate Schiffler  
1471 Hoyt Ave W  
Falcon Heights, MN 55108  
[ktertots9@yahoo.com](mailto:ktertots9@yahoo.com)  
651-269-3604

Corky Kittelson  
[CorkyK@wildblue.net](mailto:CorkyK@wildblue.net)  
651-503-2770

Herb Fick  
[herb@phyque.com](mailto:herb@phyque.com)  
Cell 507-649-1611

## THE GUILD OF METALSMITHS

### Beginning Blacksmithing Workshops 2006-2007 Program Year

The Guild of Metalsmiths comprehensive workshop in beginning basic blacksmithing processes is designed for people with little or no experience. After completing the beginning blacksmithing workshop, the student will be able to complete Unit 1, “Conquering the Basics” and Unit 2, “Beginning Projects” in *The Blacksmithing Study Guide*.

Please note—We do not issue copies of *The Blacksmithing Study Guide* to non-members. Therefore, membership in the Guild of Metalsmiths is required in order to take the workshop.

#### **The course of instruction**

Each workshop consists of four all day sessions. The primary instructional emphasis is on the student learning and practicing the basic (also known as traditional) blacksmithing processes of fire control, drawing out, upsetting, punching, bending, twisting, slitting and heat-treating. Safety is always stressed. In these workshops, we concentrate on practicing the basic blacksmithing processes rather than immediately making an item because the blacksmith must be well grounded in the basics.

As the workshop progresses from one session to the next, students will make one, or perhaps two, hand forged items requiring use of the skills they have learned.

The cost of a four session workshop varies depending on your situation (see the registration form). The fee includes use of the tools that you will need, coal and iron stock that you will use, and a copy of *The Blacksmithing Study Guide* if you are a new member. Exception—if you already have a copy of *The Blacksmithing Study Guide*, you will not receive nor pay for a second copy.

**NOTE: Beginning Blacksmithing Workshops are held at the Minnesota School of Horseshoeing. See map on page 6.**

## Beginning Blacksmithing Workshops Registration Form

**Six openings still available in the C class as of 9/25/06.  
The A and B classes are full.**

**Workshop location:** Minnesota School of Horseshoeing--map page 6  
6250 Riverdale Drive NW  
Ramsey, MN 55303  
(Just north of Anoka, one block south of the intersection of Hwy 10/169 and Sunfish Lake Boulevard.)

**Workshop time:** 9:00 a.m. to 4:30 p.m. All classes are held on Saturday.

Bring hearing and eye protection, appropriate work gloves, and a blacksmith hammer to all sessions.

Please sign up for workshop C listed below. Sessions A & B are full.

<u>A Class</u>	<u>B Class</u>	<u>C Class</u>
Oct 28	Jan 6	Feb 24
Nov 11	Jan 20	Mar 10
Dec 2	Feb 3	Mar 24
Dec 16	Feb 17	Apr 14

**DETACH & RETURN THIS FORM WITH PAYMENT. Fill out form on next page.**



Tear here

**Detach & return with payment**

Name: \_\_\_\_\_

Address: \_\_\_\_\_

\_\_\_\_\_ ZIP: \_\_\_\_\_

Telephone: \_\_\_\_\_

Email: \_\_\_\_\_

**Please register me for Workshop C. (Sessions A & B are full)**

**Check one of the following:**

\_\_\_\_\_ I am a member of The Guild of Metalsmiths. Enclosed is my registration fee of \$120, which includes payment for a copy of The Blacksmithing Study Guide.

\_\_\_\_\_ I am a member of The Guild of Metalsmiths. Enclosed is my registration fee of \$105. I have a copy of The Blacksmithing Study Guide.

\_\_\_\_\_ I am not a member of the Guild of Metalsmiths. Enclosed is my registration fee of \$150, which includes payment for a copy of The Blacksmithing Study Guide and membership in The Guild.

**Make check payable to:** The Guild of Metalsmiths

**Return to:** Gordon Barr  
11021 27 Avenue  
Burnsville MN 55337

**NOTICE:**

- > You are not registered until your payment is received.
- > You will receive confirmation of your registration.
- > Checks will be deposited at the start of the first scheduled workshop.

Tear here

## 2006 Fall Conference Contributors

We would like to recognize the following companies that have provided support for the 2006 Fall Conference. All members are encouraged to support these fine companies.

Ozark School of Blacksmithing  
(Tom Clark)  
20183 West State Hwy. 8  
Potosi, Mo 63664  
Phone: (573) 438-4725  
Fax: (573) 438-8483  
Web site:  
<http://www.ozarkschool.com>  
Email : [Ozarksch@therural.net](mailto:Ozarksch@therural.net)

Kayne & Son Custom Hardware Inc  
100 Daniel Ridge Road  
Candler, NC 28715  
Phone: (828) 667-8868 Or (828)  
665-1988  
Fax: (828) 665-8303  
Web site:  
<http://www.blacksmithsdepot.com>

Pieh Tool Company, Inc.  
437 W. Hwy 260 Suite D  
Camp Verde, Arizona 86322  
Phone: (928) 554-0700  
Fax: (928) 554-0800  
Web Site:  
<http://www.piehtoolco.com>  
Email:  
[piehtoolinfo@piehtoolco.com](mailto:piehtoolinfo@piehtoolco.com)

Little Giant Power Hammer  
420 4th Corso  
Nebraska City, NE 68410  
Phone: (402) 873-6603  
Email: [sid@littlegianthammer.com](mailto:sid@littlegianthammer.com)

Norm Larson Books,  
5426 E. Hwy 246,  
Lompoc, CA, 93436.  
Orders (800)-743-4766.  
Email: [larbooks@impulse.net](mailto:larbooks@impulse.net)

ASP Artists Supplys and Product  
2165 Underwood Parkway  
Elm Grove, WI 53122  
Phone: (262) 797-8101  
Fax: (866) 509-0464  
Web Site: <http://Guilderspaste.com>

Chester Book Company  
8075 215th St West,  
Lakeville MN, 55044  
Phone: (952) 938-9330 or (800)  
858-8515  
Fax: (952) 938-7353  
Web site:  
[http://www.mailordercentral.com/  
cbc/](http://www.mailordercentral.com/cbc/)

MTS  
14000 Technology Drive  
Eden Prairie, MN USA 55344  
<http://www.mts.com>

---

### For Sale

Hand operated cast iron punch, circa 1900. This punch will easily punch square holes in channel iron used for making ornamental iron railings. On wheels, 250 pounds. New 17/32" punch and die. 17/32" is used for 1/2" square stock. \$250.00 (the punch and die cost \$100.00).  
Bob Walsh (715) 442-3102

### For Sale:

25 lb. Little Giant power hammer, great condition, \$1600.  
Jon Hankes, 651-206-1121

**Minutes, THE GUILD OF METALSMITHS – 13 September 06**  
Board of Directors, Postponed Meeting due to ABANA Conference  
Held at the home of: Myron Hanson, 4015 Dodd Rd., Eagan, MN 55123

**CALL TO ORDER: 7:09**

Roll Call – Attendants are Olson, Fick Mariette, Carlson, Frattalone, Hanson, Herman, Moenck,

**AMENDMENT / APPROVAL OF PREVIOUS MEETING'S**

**MINUTES:** Motion by Moenck, seconded by Carlson to approve the minutes.

**COMMITTEE REPORTS:**

**Finance Committee-Mike Frattalone**

Discretionary Funds	\$ 8,691.21
Remaining Grant	7,075
Cert. of Deposit	10,000
Cash Total	15,766.21(down \$2,295.79 from 1 year ago)
Expenses	\$8,045
Deposits	\$6,026

**Major Expenses were:**

Forum	\$844
Conference	\$486
Coal and delivery	\$6007
Gallery lights	\$356
Insurance	\$352
Membership count	278 (down 16 from 1 year ago)

Estimated tons of coal that should be remaining from 9-14-05 delivery is 5 tons (unaccounted for) Not an exact measurement  
Estimated tons of coal remaining from 8-28-06 delivery is 23.9 tons

**Education Committee-Jim Moenck**

Last meeting on August 3, 2006

The Education Committee met on August 3, 2006. The announcement for the three Basics Classes will be published in the September Forum. We will also have a sign-up sheet at the Fall Conference. The committee reviewed the class selection guide to keep on track of offering classes for all skill levels. The committee reviewed the upcoming class calendar for the 2006/2007 year, noting additions and corrections. We discussed the "ENTER AT OWN RISK", and if/when it would be used. Jim Moenck will bring this issue to the Board at their next meeting. Each of the class documents was reviewed, and noted changes that should be changed in their content. These forms will be amended and posted on the GOM web site for easy access by teachers. Discussion was heard regarding how to price a class. After all people were heard, the committee requested Jim Moenck to ask the Board to direct this committee for their input.

**Program Committee- Myron Hanson, August 17**

Thanks to Dave Olin, Mike and to Tom Latane'

October 11 Bruce Kvisto will water jet cut smithin' magicians for us as a demo at Chukar Company. Champion: Herb Fick

December 10 CSPA Hall Xmas party! Champion: Tom Phelps. Sound: Pete Stanaitis

Feb 14, 2007 Al Olson has an agreement with Oxygen Service to host the meeting.

April 14 Proposed multicraft-guild meeting hosted by us at Ft Snelling.  
Champion: McDonald / Olson

June 13 TBD

Conference work continues. Collections of many donations from sponsors. Some new lighting was purchased and will be tried out in the Gallery. Many details and tasks. There is a significant change in that we do not get to use the building. Need to change the toilets order (Three). Need to bring more chairs and tables. 60 registrations so far. We expect 120 total. Need rakes and shovels. Bellows request for chairs and tables. Next Program meeting is Tuesday following conference for recap.

**Publicity Committee-** Rich Herman

The latest Metalsmith is currently arriving at homes now, and looks great. Good job Judy. The new printer, Cornerstone Copy Center, in Burnsville did a nice job. Many Press Releases were sent out to papers around the greater metro area about the conference. If members read one, please clip it and show the Publicity Committee. The Forum continues to arrive in mailboxes with so little fuss that we almost take Georgia for granted. Thanks Georgia. Tom has made many recent website updates to accommodate the upcoming conference. The new website is stalled for want of a website designer.

**UNFINISHED BUSINESS:** Danger/Safety signage by Herb. We have a deal, but no product yet.

**NEW BUSINESS:** Education committee class pricing: With respect to estimating the price of a Guild sponsored class, Moenck moves that GOM classes be estimated following the direction of the board: Conclusions of the board discussion: 50% fill rate, 25% over (shop, supplies, coal) cost and roundup to nearest \$. \$25 per student per day minimum. Abort class below 50%. Second by Fick, Motion carried.

Coal discussion: The Honor system does not appear to be working with the coal bin. We are far short of expected remaining coal. Feterl got the new load delivered. Olson delivered new padlock to Richard Duggan. Duggan family will be paying close attention to how much coal is loaded by members. Our total cost this time is 15.5 cents per pound. Since we never come out square, we're charging 20 cents per pound this time. One 5 gallon pail comes to 35 lbs, or \$7. One ton is \$400. Duggan has a scale on wheels in the warehouse for weighing pails. The nearest drive-on scale is Anoka Independent Grain, 2315 2<sup>nd</sup> Ave, which is two blocks north of downtown Anoka, 763-421-3160. We are allowed to install a motion sensor flood light above the bin if we wish. Purchasers must arrive during his business hours, and a prior phone call is recommended. The School of Horseshoeing is open sometimes on Saturday, but a prior phone call is highly recommended. We will bring decorated pails. Herb will offer steel pails to Frattalone who will paint them. Classes will try to separate coal use specific to a class. Class Instructors will have to watch the coal log book for students purchasing on weekends.

Al will do a note for the Forum, meeting announcement, and the Metalsmith on coal.

**ADJOURNMENT: 9:30**

## Attention Coal Purchasers:

Unfortunately, the 'Honor System' may not be working with the coal bin. We are far short of expected remaining coal this time. Dave Feterl got the new load delivered recently. Al Olson delivered a new padlock to Richard Duggan.

The Duggan family will be paying closer attention to how much coal is loaded by members. Purchasers must arrive during their business hours (M-F 9-4:30), and a prior phone call is recommended 763-421-5750.

The School of Horseshoeing is open sometimes on Saturday, but again an advanced phone call is highly recommended. Our total cost this time is 15.5 cents per pound. Since we never come out square, we're charging 20 cents per pound this time in an attempt to break even. One 5 gallon pail comes to 35 lbs, or \$7. One ton is \$400.

Duggan has a scale on wheels in the warehouse for weighing pails. The nearest drive-on scale is Anoka Independent Grain, 2315 2nd Ave, which is two blocks north of downtown Anoka on the east side of the river, 763-421-3160. They charge \$5 for a pair of weight slips.

— Al Olson

---

## Fall Conference Raffle Winners

First prize winner Wayne Franson won the forge with hood.

Second prize winner was Brian Johnson who won the leather shot bag.

Third prize winner was Steve Haugen who won the post vice and stand.

Fourth prize winner was Dillon Allen who won the repousse tools.

Fifth prize winner was Gerry Jones who won the tool box and tools.

---

## Class: Forging Decorative Embellishments

Tunnel Mill is offering a class taught by Tom Latane' on October 12, 13, & 14, 2006. The class is Forging Decorative Embellishments.

With inspiration taken from traditional Northern European cemetery and wayside crosses, students will chase patterns in flat stock, split bars into multiple scrolls and forge weld small pieces together to form multiple scrolls.

The class will forge a number of pagan and Christian elements traditionally used to ornament crosses and other work. These include dangling leaves, scrolled finials and dragon, angel and bird forms. This will be a great opportunity to learn some of Tom's traditional techniques.

Some accommodations are available at the mill, close by motels, and a meal plan.

Call Carol Adams for cost and more information: 507-289-4189. Class size is limited to 8. Upon registration you will receive a student tool list and directions to Tunnel Mill. Please call with any questions.

## Auction at Holiday Meeting Dec. 10

This year's conference was a great time for all, but during the cleaning up process we discovered a box of items that were intended to be included in the Saturday Night auction that had been missed. Rather than waiting until next year's conference, the Program Committee has decided to add some demonstrator items from the second day of the conference and donate these items to an auction to be held at the annual meeting on December 10.

Items included in the auction include:

\* Tuition for a Little Giant Workshop at Little Giant Power Hammer (Nebraska)

\* T Shirt

\* Slitting Chisel

\* Scrolling Tongs

\* Tongs ( 5/16 x 2 1/4)

\* Books

\* Francis Wittaker – Beautiful Iron


\* Francis Wittaker - My life as an Artist Blacksmith

\* Alexander Weygers – Complete Modern Blacksmith

\* Rauno Lehtonen Demo Pieces (see picture below)

\* Clay Spencer Flatter/Fuller tool (see picture below)

So start setting aside those dimes now to bring to the December meeting and bid on these fine items.



Clay Spencer flatter/fuller tool



Rauno Lehtonen demo pieces

## Tire Power Hammer Workshop Under Consideration

At the Madness there was a lot of interest expressed in the new Tire Power Hammer demonstrated by Clay Spencer. This hammer is based on a design developed originally by Ray Clotz as one of the entries in the Junkyard Hammers competition. Ray did further refinements to the original design and Clay Spencer has taken the result to demo around the country for various groups. Many of the groups he has demonstrated for have taken Clay up on his offer to help in the assembly of a group of hammers in a workshop. At this time, over 90 of these hammers have been built around the country and additional workshops are planned for the near future.

The hammer being built is like the one pictured (picture is courtesy of the Arizona Artist Blacksmith Association) and is similar in design to a Little Giant style power hammer. The weight of the hammer head is about 50 pounds and the whole unit weighs approximately 800 pounds. The hammer operates using a 1 HP 110 volt electric motor connected to a 20 amp circuit. The upper and lower flat dies are bolted onto the hammer and the operator can use various spring tools utilizing a square hole tool holder mounted beside the lower die. The spring tools used have a stem welded on the bottom of the spring that drops in the hole, similar to dropping a spring tool into a hardy hole on top of a regular anvil.

Members interested in participating in the hammer-building workshop have to be willing to participate in the assembly work and help find parts for the hammer. Preliminary work will be done on a couple of weekends to do cutting and layout of simple parts. Final assembly will be over a 3-day weekend with the help of Clay Spencer.

Total cost for workshop will be approximately \$900-\$1200, depending on how good we are at scrounging parts for the hammers and members will each take home one of these hammers.

The schedule for workshop dates and payment terms are yet to be determined.

If you are interested or would like more information, contact Rich Herman at [racherman@frontiernet.net](mailto:racherman@frontiernet.net) or call at 651-322-1623. Names and contact information are being collected, final details and an opportunity to register for this workshop will be provided to those interested.



## Participants, spectators find 'found art' to be fascinating displays of talent!

One of the blossoming events at "The Madness" each year has been the "found art" event. That's where piles of pretty much rusty old iron junk are brought on huge wagons to a building at the Fall Conference, and volunteer welders follow the artistic direction given by participants to create art that stands out in anyone's mind as so memorable, it's almost beyond belief. Herb Fick is the enthusiastic "champion" of this event. On this page and the next are some of this year's productions. Enjoy!



Frog, John Deere



Joe Kramolisch leads



Joe Kramolisch finishes!




Juliet's  
fish gate

## More 2006 'found art'



Ruthie's fish



"Art Found" by Rick Korinek



Rob Murray at the anvil!



Jesse Gavin (seated) championed the Altoid tin repousse event this year.

# Our neighborhood of smiths

*Check this page every month to see what's going on with our neighboring colleagues, and read about activities in their smithing groups.*

## **UMBA**

Visit <http://www.umbaonline.org/events.html>

UMBA library [www.umbaonline.org](http://www.umbaonline.org), 135 DVD-Rs \$5 each \$2 postage lifetime rental

## **Central Minnesota Blacksmiths meeting schedule**

Mon 10/2 Al Garber's Studio, 2566 90th St NE,  
Monticello, MN, 763-295-4632

Mon 11/13 Russ Karasch's Studio, 640 Chinook Av SW,  
Avon, MN, 320-356-7125

Sat 12/9 Ken Zitur's Studio, 37634 Co Rd 9, Avon, MN 320-746-2557

## **Badger Blacksmiths meetings**

For information, call Don Hogenson at 715-265-4701 or email Richard Prigge at [rcprigg@centurytel.net](mailto:rcprigg@centurytel.net)

## **Lake Superior Metalsmiths**

Lake Superior Metalsmiths (LSM) meet the fourth Saturday of the month at noon from October through April. The meetings are potluck at noon at Dave Hanson's house, 5873 Taft Road, Duluth, Minnesota, 218-721-4572.

## **Northern Minnesota Metalsmiths**

The NMM meetings are the first Monday of the month. Often, but not always, at Keith Johnson's shop in Bemidji. Contact Keith for monthly specifics at [keith@greatriverforge.com](mailto:keith@greatriverforge.com)

## **Central Texas Blacksmiths**

To read their online newsletter, go to <http://balconesforge.org/newsletters/aug06/aug06.pdf>

If that does not work, then just head to [www.balconesforge.org](http://www.balconesforge.org) and the newsletter section is easy to find.

## **Vancouver Island Blacksmiths Assoc.**

Here is the link to the Vancouver Island Blacksmiths Assoc newsletter for August: [http://viblacksmiths.com/newsletters/viba\\_august\\_2006.pdf](http://viblacksmiths.com/newsletters/viba_august_2006.pdf)

The September Balcones Forge newsletter is now available online at: <http://balconesforge.org/newsletters/sep06/sep06.pdf>

# Goings on...



## Events in October

- Sept. 30, Oct. 1, Tunnel Mill annual get-together
- Oct. 11, Guild membership meeting, Chuckar water jet cutting service, near St. Michael, MN
- Oct 12, 13, 14, Tom Latane workshop, “Forging Decorative Embellishments”, Tunnel Mill

## Events in November

- Nov. 8, Guild board of directors meeting, Myron Hanson’s in Eagan.

## Events in December

- Guild holiday membership meeting, CSPA Hall, St. Paul

---

## Odds ‘n Ends

### Notice about Guild discounters

If you use the Guild discounters, be sure to update your list from the website table at [http://www.metalsmith.org/index-discount\\_v2.htm](http://www.metalsmith.org/index-discount_v2.htm)

### View Paul Hubler exhibit while attending Oct. Guild meeting in St. Michael!

Wright County Historical Society, 2001 Hwy 25 N., Buffalo, MN 55313, will stay open until 6pm on the evening of Oct. 11 so that members can combine a viewing of the Paul Hubler exhibit with the meeting in St. Michael.

The museum has done a wonderful job of displaying Paul’s tools and finished works, as well as videos of workshops he led. This is not a permanent display, however, so the Guild should think about how to store and display this collection in the future.

Phone 763-682-7323 or email [wchsmg@visi.com](mailto:wchsmg@visi.com)