

# The Forum



March 2015

Vol. 17, No. 3

## Return to Arms & Armor for TGoM's next meeting

Please join us on April 8 at Arms and Armor (their workshop) at 1101 Northeast Stinson Boulevard, Minneapolis, MN 55413 (map below). Christopher Poor and his artisans are always great hosts, and though we have been there before, it is always good to see what weapons and armor they are working on currently. Visit their website at <http://armor.com/index.html>

For this meeting, the Program Committee would like members of the Guild to bring items of Unknown and Known origin or construction to be discussed "Antique Road Show" style. Members can bring their items up and say something about them, or if it is an item of unknown construction, ask for comments from the group.

As always, potluck dinner starts at 6:30 pm, with the business meeting beginning at 7:00 pm. Don't forget to bring your show & tell items. Sharing items and possible demonstrations should commence around 8:00 pm.

Rob Murray is the champion for this meeting, and if you have any questions, please give him a call at 651-357-5154.

## February TGoM meeting show and tell...



Thirteen year-old Carter Dummlar is one of our newest (and youngest) blacksmiths. Carter proudly showed off his very first project, a fire poker.

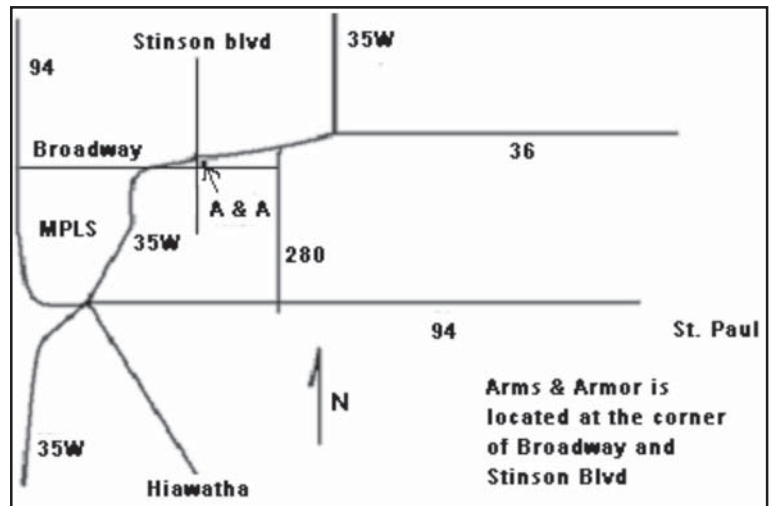


Herb Fick brought his "cloud," an oval tray he created in Dan Pate's sheet metal shop. Herb says, "It was 'raised' by compressing the 16 gage steel into an inch and a half high flange or edge, without turning the flat portion of the pan into a potato chip form. It was done cold. Usually when one tries to strike that high an edge of such thick material, the whole bottom becomes very distorted.

I used a flanging machine that Dan Pate has. Such machines were sort of associated with building custom car bodies and aircraft parts. Most people have never seen a machine of this character. It demonstrates the difference between 'skinny' metal that Dan uses and the thick stuff most of the metalsmiths use.



Dick Carlson forged a copper vase intended as a donation for a fund-raising auction at the Louisiana Metalsmiths Association (LAMA) annual conference to be held March 14 and 15 in Lafayette, LA. Members make an annual pilgrimage there!



Jim Erickson brought a small anvil.



Dave Gavin showed and told about his new hammer.

## Our neighborhood of smiths

### The Guild of Metalsmiths (TGoM)

All membership meetings are the second Wednesday of February, April, June, August, and October, except December. For these meetings a potluck meal begins at 6:30 pm and the business meeting begins at 7, with a demonstration or activity starting around 8 (times approximate).

President: Martin Pansch Vice-President: Rick Wessling  
[blacksmithingyeti@gmail.com](mailto:blacksmithingyeti@gmail.com) [rgwessling@gmail.com](mailto:rgwessling@gmail.com)  
612-599-4762 612-875-4420

Our website is: <http://www.metalsmith.org>

### Badger Blacksmiths meetings

Our contact information is as follows:

President: Jared Riesenweber Newsletter editor: John Grump  
715-983-5637 715-835-0894  
[tudweber@hotmail.com](mailto:tudweber@hotmail.com) [johngrump@att.net](mailto:johngrump@att.net)

### Lake Superior Metalsmiths

Lake Superior Metalsmiths (LSM) meet the fourth Saturday of the month. Potluck at noon with meeting to follow.

Contacts are:

Charley Brown, President, [CharleyRB@charter.net](mailto:CharleyRB@charter.net), 218-428-7906  
Dave Hanson, Vice-President, [Daveforge1@aol.com](mailto:Daveforge1@aol.com), 218-721-4572

### Northern Minnesota Metalsmiths

The NMM meets the first Monday of the month at Lake Itasca Region Pioneer Farmers (LIRPF) show grounds, 1/4 mile east of the north entrance to Itasca State Park. Contact Keith Johnson for monthly specifics at [keith@greatriverforge.com](mailto:keith@greatriverforge.com). The NMM's website is [www.nmmetalsmiths.org](http://www.nmmetalsmiths.org)

### Central Minnesota Blacksmiths (CMB)

Meet on the first Monday of each month. Potluck followed by demo. Locations are different every month so please call or write for info

President: Ken Zitur Brian Johnson  
320-746-8161 16777 Co Rd 75 NW  
[ken@kensiron.com](mailto:ken@kensiron.com) Clearwater MN 55367  
320-558-6898

### TGoM now accepts Paypal and most major credit cards for annual dues payment

Mike Frattalone and Darryl Ponder have worked together to add a "Buy Now" button to the "Membership" page of our main website. See: <http://www.metalsmith.org/membership/>

This means the Guild can now accept Paypal and most major credit cards, in addition to paper checks, for the payment of annual dues. This should make it more convenient for members to pay dues.

If you have questions as to when your membership expires, that information is listed as part of the membership directory found on the online web forum in the "members only" section. Follow this link to log in:

<http://www.metalsmith.org/phpbb/viewtopic.php?f=143&t=162>

## New Members, March 2015

Sara Gries  
Nathan McCartney, Bloomington, MN  
Casey Koop, Woodbury, MN  
Craig Nelson, Apple Valley, MN  
Katelyn Matthes, New Brighton, MN  
Michael Adkins, Shakopee, MN  
Roberta Moeschler, Lino Lakes, MN  
Eric Lange, Rosemount, MN  
Bill Roden, Minneapolis, MN

## Minneapolis Institute of Art features 'The Habsburgs'

A special exhibit opened February 15 at the Minneapolis Institute of Arts, titled "The Habsburgs: Rarely Seen Masterpieces from Europe's Greatest Dynasty". I am sure members of the Guild will find many of the works of interest which, I expect, will include paintings, sculpture, armor, weapons and opulent object of all sorts.

<http://new.artsmia.org/the-habsburgs/>

The early promotional materials I received include a detail of a painting that sparked me to write this announcement. The painting is by Guiseppe Arcimboldo, titled Fire. Arcimboldo was a usual artist, and most people, now-a-days and way-back in the 16th century, have a great time and lots of fun looking at his paintings. They are portraits of people, but the image is made-up of fruits, vegetables and object which magically become the very real features of faces and clothing.

In the case of Fire, (part of a series of paintings called "the elements") the face and hair are all flames and things used to make fire. The parts of the painting that caught my eye are two steel fire strikers that form the nose and an ear. Steel striker designs, you might find interesting. I hope you find time to visit, let me know what you think.

— Carl Engstrom

## CanIron X

2-5 July 2015

### Cape Breton Island, Nova Scotia, Canada

Canada's national blacksmithing conference, CanIRON X, is taking place this summer from July 2-5 on beautiful Cape Breton Island in Nova Scotia, Canada. This is promising to be a truly special event featuring Albert Paley, Mark Aspery, Uri Hofi, Zeevik Gottlieb, Lorelei Sims, and Ian Hope-Simpson. You won't want to miss your chance to catch these great smiths together in the magical setting of Cape Breton Island. Check it out online:

<http://canironx.ca/>

## Update your 'Guild gear'!

The Guild has opened a "store" on Café Press, a website where we set up our logo to be printed on shirts, mugs, glasses, and other goods for purchase. It allows us to make Guild merchandise available to the membership without the major outlay of cash and volunteer effort needed to sell them in a more traditional way.

The Guild gets a small amount of money on each item, but mostly it is a way to make items readily available. Items you can order range from multiple shirt styles and mugs all the way to field bags, water bottles, and even pajamas! Online store link:

<http://www.cafepress.com/TheGuildofMetalsmiths>



# Struck Tools Workshop

## Saturday, April 11 2015

### 9:00 am to 4:30 pm

### Instructor: Jim Scott

Cost: \$50

Class size: 8

Location: MN School of Horseshoeing (map page 8)

The day will include:

Preparing a punch, a slitting chisel and a drift using approximately 5/8 inch stock. We will fabricate normal length (6 to 8 inches) hand held tools without handles. We will be hand forging as individuals. We will heat treat using oil. Material used will be GM automotive coil spring stock, presumed to be 5160 alloy.

**You will need:** your pet hammer, a second hammer for striking tools, hearing and eye protection and proper clothing. A variety of hammers will be available for trials.

This workshop is a valuable opportunity for practical hands on training in the preparation and restoration of tools. Blacksmiths need basic comfort with techniques for restoring and heat treating struck tools. We will focus on the use of color and the heating routine used in heat treating.

Students should have completed the Beginning blacksmithing course or have suitable background experience. Let us know if you are short on physical strength and we can accommodate you with smaller stock. For background, go to the meetings and ask those who have participated in the past Jim Scott classes. They are enthusiastic and often offer to help with the workshops. Jim has offered this training very successfully for many years now. Jim offers this in a one day workshop at the Minnesota School of Horseshoeing on April 11 2015.

**Safety Equipment** – safety glasses, ear plugs and work gloves are mandatory. Other safety equipment may include: leather apron, cotton clothing, pants, leather shoes.

The stock and expertise is supplied by Jim. Arrangements made by Herb Fick.

**To register for this workshop, simply wrap your contact information in a check for \$50 written to The Guild of Metalsmiths and forward to:**

Herb Fick  
519 East Eighth Street  
Northfield, MN 55057-2508

Contact Herb:  
[herb@phyque.com](mailto:herb@phyque.com)  
507 663 0569  
507 649 1611 (cell)

Acceptance priority is determined by postmark. I'll bring the rolls, Bill the Welder© usually makes the coffee, and lunch is brown bag or local lunch counters. We ask Jim to travel considerable distance to offer this class. Early registration is encouraged.



# Quarters Mokume Class – Intermediate

## Saturday, April 18, 2015

### 9:00am – 4:00pm

### Instructors: Jesse and Dave Gavin

Cost: \$65

Class size: minimum 6, maximum 8

Location: Gavin farm, N6768 720th St, Beldenvillw WI (see map below)

Materials will be provided

**Tools needed:** Gas forge, vise, anvil, grinder and sanding discs, tongs – pick up, and for thin stock (less than 1/8"), hammer. If you don't have all of these tools, contact Dave or Jesse. Students will start off making a flat blank, progressing to a bowl. Time permitting; students will make a second blank to make a bracelet

**Safety Equipment** – safety glasses, ear plugs and work gloves are mandatory. Other safety equipment may include: leather apron, cotton clothing, pants, leather shoes.

**To register, send a check payable to The Guild of Metalsmiths for \$65 to:**  
Jesse Gavin

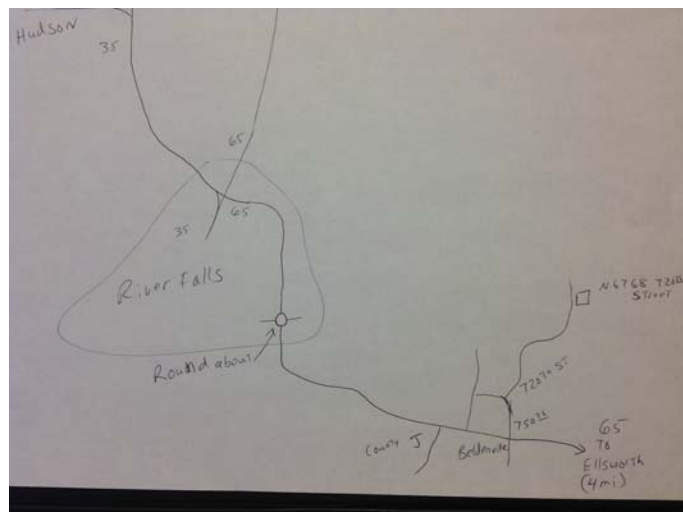
N8214 330<sup>th</sup> Street  
Spring Valley, WI 54767

Acceptance priority is determined by postmark.

For more info, contact:

Dave Gavin 715 821 9950

Jesse Gavin 715 808 5891 or [jagavin6273@hotmail.com](mailto:jagavin6273@hotmail.com)





# Poor Man's (or Woman's) Coal Forge Class CLASS IS FULL AS OF Feb. 28!

Saturday, April 25

9:00 am to 4 pm

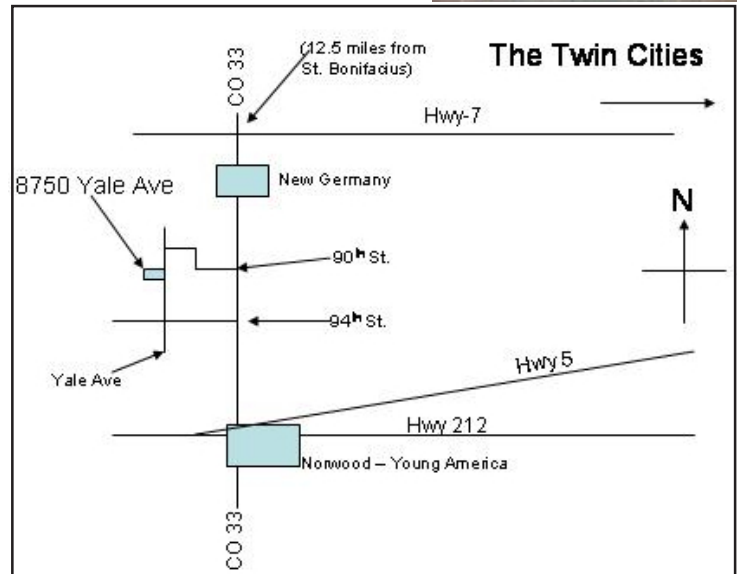
Instructor: Martin Pansch

Cost: \$40

Class size: 6 maximum

Location: Pansch farm (map below)

Martin Pansch  
8750 Yale Avenue  
Young America, MN 55397  
612 599 4762  
[blacksmithingyeti@gmail.com](mailto:blacksmithingyeti@gmail.com)



*Map to Pansch farm*

## Bronze Casting, Pattern, & Mold Making Classes

Saturday, May 16, 1:00 pm to 4:00 pm:

Pattern Making Workshop.

Saturday & Sunday, May 30 & 31. 9:00 am to 4:30 pm:

Mold Making

Saturday June 6. 3:00 pm - Evening: The Pour

Instructors: Hicks, Bettenberg, Brockman, Halvorson

Cost: \$120

Class size: 12

Location: Marty's (HIXWERX) Workshop, 2223 Stewart Ave,  
St. Paul, MN 55116

We'll be casting silicon bronze into two-part (cope and drag) sand molds from your pattern. For beginners, a flat-backed clay pattern is recommended. However, **if you have something specific that you'd like to cast, let us know.**

Saturday May 16 we'll look at examples and talk about ways of creating a pattern to get a successful casting. We'll also give an overview of mold making including sprue and vent systems.

You will need to bring: **eye protection, leather gloves, and wear proper clothing.**

Send your check for \$120 made out to "The Guild of Metalsmiths" and your contact information to:

Marty Hicks  
2223 Stewart Ave.  
St. Paul, MN 55116

Contact Marty:  
[marty@hixwerx.com](mailto:marty@hixwerx.com)  
651 492 0899



**Acceptance priority for the class is determined by postmark.**

# Hammer Making Workshop

**Saturday, May 2, 9 am to 4:30 pm**

**Location: MN School of Horseshoeing (map page 7)**

**Instructors: Martin Pansch, Derrick Phillips, Steven Olivo, Rob Murray, Jim Moenck, Bob Brown**

**Cost: \$50**

**Class size: 8 students**


What to bring: Students should bring their own favorite hammer. Safety glasses and ear protection are mandatory. Other safety equipment should include; gloves, leather apron (optional), cotton clothing, leather shoes above the ankle. Bring your own lunch, or eat at one of the local eating establishments.

Register for this class by sending your contact info and a check for \$50 made out to The Guild of Metalsmiths to:

Jim Moenck  
2078 120th Ave  
Dresser, WI 54009.

Include your name, address, phone number, and e-mail address. If you have any questions, call Jim at 715-483-5054 or email Jim at [jrmoenck@yahoo.com](mailto:jrmoenck@yahoo.com).

**Acceptance priority is determined by postmark.**



---

# American Style Hatchet Class

**Date and Time: May 30-31, Start time 9:00am**

**Location: Pansch Farm (map page 4)**

**Class size: Maximum students: 8 Minimum students: 4**

**Instructor: Tom Sanders**

**Cost: \$110**

In this class students will be learning to make an American style hatchet. This style is more efficient in use than the European style that preceded it and is one of the first occurrences of American technological innovation. We will be working in teams and striking for each other, 2 people per forge and anvil. Tom Sanders will be teaching this class. He has been making axes and teaching people how to strike for more years than he would probably care to admit. This class is an intermediate level of difficulty. Prospective students should have a mastery of the basics and be able to forge heavy stock to dimension and forge weld with confidence. It is a two day class and out in the sticks (relatively speaking) so students are welcome to spend Saturday night if they don't want to commute home. There are a few places to sleep inside and plenty of places to pitch a tent. So join a handful of your fellow Guilders for a weekend in the country filled with hot metal, good food and fellowship.

**An email with further coordinating instructions will be sent out to students who sign up.**

**Bring:** Your favorite forging hammer, tongs for large flat and bar stock, hot rasp, wire brush, flux, striking sledge hammer, flatter, and top fullers. If you lack any of the striking tools, we should have a few sets to share.

**Safety Equipment:** safety glasses, ear plugs and work gloves are mandatory. Other safety equipment may include: leather apron, cotton clothing, pants, leather shoes.

**Lunch Arrangements:** I'll have some burgers and brats to throw on the grill. If you have special dietary needs you might want to bring your own food. There really isn't anything close by to grab lunch at. I'll plan something for dinner and breakfast for those staying the night as well.

To register for this 2-day class, send a check for \$110 made out to Guild of Metalsmiths to:

Martin Pansch  
8750 Yale Avenue  
Young America, MN 55397

**Acceptance priority is determined by postmark.**

Contact Martin with questions at 612-599-4762 or [blacksmithingyeti@gmail.com](mailto:blacksmithingyeti@gmail.com)





## News from Tunnel Mill

Tunnel Mill is located 85-100 miles south of the Twin Cities in the country five miles north of Spring Valley, MN on County Road 1.

Contact for full class details, costs, and registration:

Carol and John Adams

507-289-4189 or 507-289-5246

Email: [jc-adams@msn.com](mailto:jc-adams@msn.com)

Website: [www.tunnelmillcrafts.com](http://www.tunnelmillcrafts.com)

## Classes at Tunnel Mill for 2015

**Review:** the coffee mill class held by Tom Latane' in 2014 turned out to be a well attended and popular class. Students were happy with their time spent. In 2015 we look forward to new classes by familiar instructors. Tom will be teaching another class in May, but that is still being worked out. Also in 2015 we hope to put on another gypsy wagon workshop. Watch for more on that.

**Crab-Style Lock, Peter Ross, June 15-19:** Students will make a "Crab" lock based on an antique example originally made in Pennsylvania just after the Revolutionary war. This type was typically used inside a blanket chest with hinged lid. The lock involves a number of processes and uses a variety of skills and offers the opportunity for a variety of decoration and embellishment.



Crab Lock

Starting with a finished key (either made by each student in advance or provided at the beginning of class), we will cover the basic layout, warding systems, making the parts, fitting, assembly and final tuning. This will involve forging the moving parts, including the spring, filing and fitting, and the common methods of hand production and assembling. Students will also be expected to make their own small punches and other simple tools.

The emphasis will be on historic methods (simple hand tools) in both the forging and bench skills. We will also cover typical file decoration typically used in the late 18th century. Students should expect to spend more time at the bench than at the anvil on this project. Those who choose may use wrought iron.

Don't miss the opportunity to take a class from Peter Ross in your vicinity. Five-day class, room and board included, \$675.00.

## Blacksmith class by Ken Zitur

### Beginning Blacksmithing Class

Instructor: Ken Zitur

March 28 & 29, 2015

Class hours 9 - 4 each day

Cost \$125 (Price includes all materials)

Class location near Avon (St. Cloud area)

### Mail check to:

MaryLou Zitur

37634 Co Rd 9Avon, MN 56310

[mlzitur@hotmail.com](mailto:mlzitur@hotmail.com)



Ken has been teaching blacksmithing classes for about 13 years. For more information, call with any questions : 320-291-2075

## Now Casting: Blade Experts for a New Competition TV Series

My name is Alex Graves, Associate Casting Producer for a major New York City-based television production company that creates programming for various networks, including History Channel, Discovery and National Geographic.

We're currently searching nationwide for charismatic weapons experts, enthusiasts and engineers who want to showcase their vast knowledge of weaponry manufacturing for an exciting new competition series! We are looking for people that pride themselves on producing the best weapons in the world, whether they're small arms, artillery or launchers. We want people who are passionate about their craft and have a vast knowledge of various weapons, from historical to modern weapons, and everything in-between. Showcase your talent for a chance to win a substantial CASH PRIZE!

I was hoping that you know of some people who may be interested in discussing the show. I've included our casting notice below as well as a list of questions we ask all our participants. Please feel free to pass this along to anyone you think would be interested.

### NOW CASTING: BLADE EXPERTS AND ENTHUSIASTS FOR NEW COMPETITION SERIES!

Are you a Weapons Master? Do you handcraft the best blades in the world? Do you have a competitive edge, and will you stop at nothing to be the best? Would you like to showcase your talents on the national stage for a shot at a CASH PRIZE? If so, we want to hear from you!

A major cable network is currently searching nationwide for charismatic weapons experts, enthusiasts, and engineers looking to showcase their weaponry manufacturing skills on an exciting new competition series. This thrilling new project will focus on experts that pride themselves on producing the best blades in the world, whether they be historical or modern, large or small.

If interested, please email: [alex.graves@leftfieldpictures.com](mailto:alex.graves@leftfieldpictures.com) with your name, age, location, contact information, photo and a brief explanation of your expertise and we will contact you with further information. We look forward to hearing from you!

Alex Graves, Casting Associate Producer, Leftfield Pictures

Office: 212-564-2607, Ext. 2671, Fax: 212-967-7573, Website: <http://leftfieldpictures.com/>

Note: This information is provided as a service for TGoM members. Members may submit items for sale and upcoming events that are considered relevant to our group, and they will be published as space permits. The Guild of Metalsmiths is not responsible for these items or events.

# Goings on...

## A calendar of TGoM events at a glance

- All membership meetings are the second Wednesday of February, April, June, August, and October. Date for December will be announced. For these meetings a potluck meal begins at 6:30 pm and the business meeting begins at 7, with a demonstration or activity starting around 8 (times approximate).
- Education Comm. meets first Wednesday of each month. Contact Larry Wasmund, chair: [poundedtreasures@gmail.com](mailto:poundedtreasures@gmail.com)
- Program Comm. meetings are 7 pm the third Thursday of each month. Mark Lockwood is chair: [mark.lockwood@daikinapplied.com](mailto:mark.lockwood@daikinapplied.com)
- All board meetings are the second Wednesday of January, March, May, July, September, and November. Potluck meal begins at 6:30, with meeting starting at 7 pm.



### Events in March, 2015

- March 7, Beginning Blacksmithing C3, MN School of Horseshoeing
- March 11, Guild board meeting
- March 21, Beginning Blacksmithing C4, MN School of

### Events in April, 2015

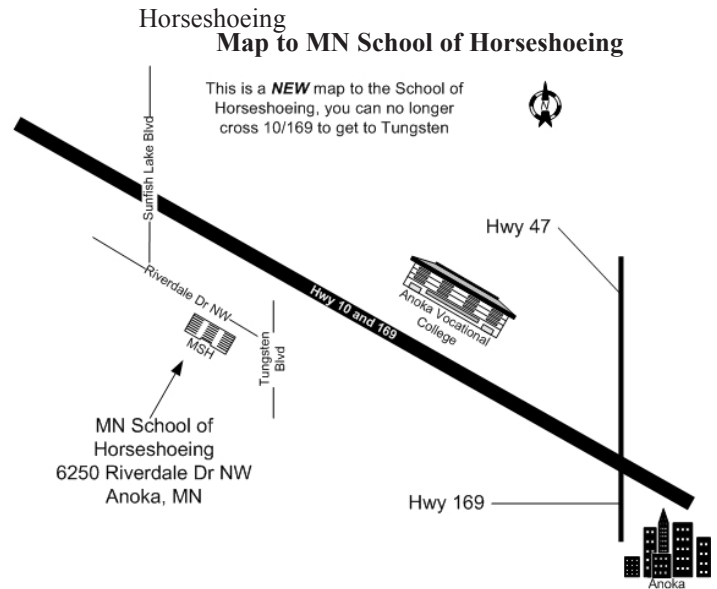
- April 8, Guild membership meeting at Arms & Armor workshop
- April 11, Struck Tools Class, MN School of Horseshoeing
- April 18, Mokume Class, Gavin farm in Wisconsin
- April 25, Poor Man's Forge, Pansch farm, CLASS FULL!

### Events in May, 2015

- May 2, Hammer Making Class, MN School of Horseshoeing
- May 13, Guild board meeting
- May 16, Spring Bronze Pour: Pattern-Making Workshop, Hixwerx Studio
- May 30-31, American Style Hatchet Class, Pansch farm
- May 30-31, Bronze Pour: Mold Making, Hixwerx Studio

### Events in June, 2015

- June 6, Spring Bronze Pour: The Pour, Hixwerx Studio
- June 6, Gas Forge Class, more details upcoming
- June 10, Guild membership meeting at Cliff Larsen's farm



## Join The Guild of Metalsmiths

Send \$30 dues to the address below. Please circle if you want to be listed in our membership directory and/or check items you don't want listed.

The Guild of Metalsmiths  
PO Box 11423  
St. Paul MN 55111

<p><b>List Me</b> in the directory but don't list address - phones: home - work - fax - cell - email - web page (circle items above you DO NOT want published)</p>	<p><b>Don't List Me</b> in the Directory</p>
------------------------------------------------------------------------------------------------------------------------------------------------------------------------------------	--------------------------------------------------

Name: \_\_\_\_\_

Email address: \_\_\_\_\_

Address: \_\_\_\_\_

City, State, Zip Code: \_\_\_\_\_

Primary phone: \_\_\_\_\_ Secondary phone: \_\_\_\_\_

All memberships are family memberships. Persons of all ages, professionals and hobbyists, are invited to join. We do not sell our mailing list.

### ELECTRONIC FORUM

If you have not been receiving an email notification that The Forum is available, please verify that we have your correct email address. Contact Gordon Barr at [agbarr@aol.com](mailto:agbarr@aol.com).





Address Service Requested

**Forum deadline for April, 2015: Monday, March 16, 2015.**

The deadline for content in The Forum is always the third Monday of the month. Please send items to **Georgia Myers**, editor, by email to: [gldmyers@embarqmail.com](mailto:gldmyers@embarqmail.com)

**The Guild of Metalsmiths on the web**  
Visit our website at <http://www.metalsmith.org>

Looking for something? Try the search engine. On our home page, at the top of the right sidebar, enter your query and click on "Search."

**March 2015**

Your membership expires at the date & month next to your name. Please send your renewal dues to the above address.

---

The Guild of Metalsmiths, St. Paul, MN, publishes The GoM Forum monthly. It is intended as a tool to further our educational mission, to keep members up to date on current happenings, to publicize projects and workshops, a place for all members to express their opinions, concerns, learn more about each other—in short, to help us run our organization.

---

Information in this publication is provided as a service for our members. Members may submit items for sale and upcoming events that are considered relevant to our group, and they will be published as space permits. The Guild of Metalsmiths is not responsible for these items or events.

---

## **Guild educational grants**

There is grant money available for Guild members to study intermediate and advanced metalworking techniques.

The Guild educational grant program is designed to bring new skills into the metalworking community. Participants are given money to pay for a portion of their expenses and are expected to learn some new or poorly understood skill, and then to share what they have learned with other members and the public through an article in our quarterly magazine, "The Metalsmith." They're also expected to lead a workshop on the topic (or other educational service approved by the board).

Application forms are available from the president or treasurer at a regular meeting, or by sending a self-addressed, stamped envelope to:

The Guild of Metalsmiths  
PO Box 11423  
St. Paul MN 55111