

The Forum



May 2015

Vol. 17, No. 5

Unique demos slated for June 10 TGoM meeting!

The June 10 Metalsmiths meeting will be held at Cliff Larsen's shop just north of Vermillion, MN, at 18190 Fischer Ave, Hastings, MN. See map page 3.

The usual pot luck begins at 6:30 with the business meeting, iron in the hat, and show and tell to happen simultaneously. We will need all the time before dark for our two demonstrators.



Lou Groth will demonstrate making forged iron handles for mason jars. The forge will be open at about 3:00 pm, and folks can make their own handle.



For \$5 you'll be supplied with a mason jar and precut metal, and you'll go home with your own mug.

Also, Bob Brown will demonstrate making "Roycroft" style vessels. Using copper pipe and ball peen hammer, he shapes textured vases.

Questions? Call meeting champion Susan Wood at 612-727-1752.

Iron in the Hat item exchange – June 2015 edition – Barbeque/Fire pit tools!

The theme for the next Iron in the Hat exchange will be Barbeque/Fire Pit tools. This can include anything you can think of that one might use when either grilling or sitting around the fire in the backyard enjoying the evening under a protective layer of DEET. Possible items include, but are not limited to:

- Fleshforks
- Spatulas
- Steak turners
- Fire pokers
- Tongs (for food, not steel)
- Marshmallow spitjack rotisseries
- Anything else you can think of.

For those of you who missed the last few Iron in the Hats, the rules are simple: if you want to participate, you make an item of the given theme (see above) and bring it with you to the June meeting (10 June 2015 at Chateau La Leprechaun in Vermillion, MN. See the website or Forums for more details). Everyone participating gets their names drawn from a hat. Someone goes home with your item and you go home with some else's.

So let your imagination run free and try something you have never attempted before. The point of the exercise is to give people an excuse to make something and to forge bonds between fellow Guilders. Any questions, comments, or peals of derisive laughter, my phone and email are always open: Martin Pansch 612-599-4762 or blacksmithingyeti@gmail.com

It's time again for... TGOM Spring 2015 Hammer-In June 12, 13, 14 at Nowthen

7:30-11:00pm on the evening of Friday, June 12 and all day June 13 and June 14 from 8am till 4:00 pm at Nowthen Blacksmith Shop.

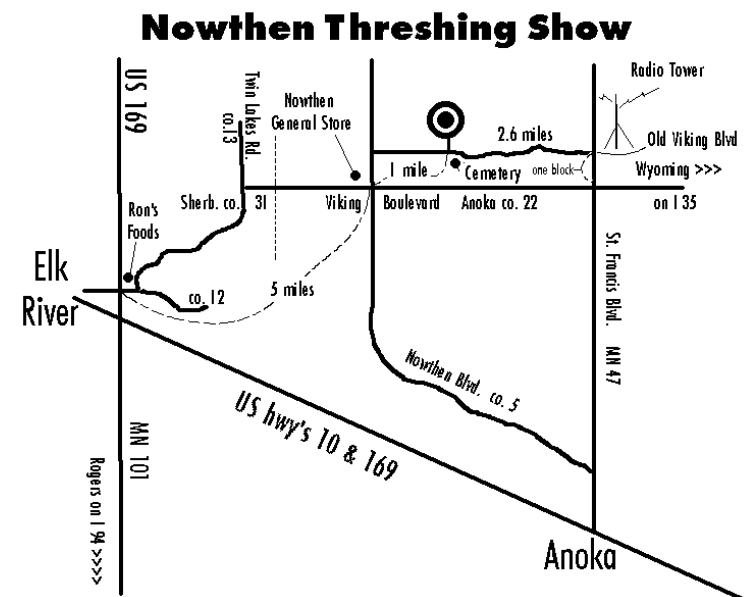
- ✓ Camping on-site is available Friday night and Saturday night on primitive sites
- ✓ Five forges are open for use
- ✓ Coal will be provide
- ✓ Beginners welcome
- ✓ Port-a-potties on site

The annual Spring Hammer-in at the Nowthen Historical Power Association Blacksmith Shop is on for this year. Come and hang out with a bunch of your friends, make new friends, and share/learn some new skills.

Bring your own tools if you have them. Bring your own steel, scrap pieces ok.

This year we will have some demonstrations of all things spiky from nails to RR spikes. If you have some cool techniques or designs related to working with spikes you would like to demo, or if you have any questions about the Hammer-in, contact: Larry Wasmund at 507-469-0205 or Poundedtreasures@gmail.com

There is no charge to participate in this event. The Nowthen Power Show grounds are located at 7415 Old Viking Blvd, Nowthen, Minnesota. See map below.



Our neighborhood of smiths

The Guild of Metalsmiths (TGoM)

All membership meetings are the second Wednesday of February, April, June, August, and October, except December. For these meetings a potluck meal begins at 6:30 pm and the business meeting begins at 7, with a demonstration or activity starting around 8 (times approximate).

President: Martin Pansch Vice-President: Rick Wessling
blacksmithingyeti@gmail.com rgwessling@gmail.com
612-599-4762 612-875-4420

Our website is: <http://www.metalsmith.org>

Badger Blacksmiths meetings

Our contact information is as follows:

President: Jared Riesenweber Newsletter editor: John Grump
715-983-5637 715-835-0894
tudweber@hotmail.com johngrump@att.net

Lake Superior Metalsmiths

Lake Superior Metalsmiths (LSM) meet the fourth Saturday of the month. Potluck at noon with meeting to follow.

Contacts are:

Charley Brown, President, CharleyRB@charter.net, 218-428-7906
Dave Hanson, Vice-President, Daveforge1@aol.com, 218-721-4572

Northern Minnesota Metalsmiths

The NMM meets the first Monday of the month at Lake Itasca Region Pioneer Farmers (LIRPF) show grounds, 1/4 mile east of the north entrance to Itasca State Park. Contact Keith Johnson for monthly specifics at keith@greatriverforge.com. The NMM's website is www.nmmetalsmiths.org

Central Minnesota Blacksmiths (CMB)

Meet on the first Monday of each month. Potluck followed by demo. Locations are different every month so please call or write for info

President: Ken Zitour Brian Johnson
320-746-8161 16777 Co Rd 75 NW
ken@kensiron.com Clearwater MN 55367
320-558-6898

UMBA

Visit <http://www.umbaonline.ning.com>

UMBA DVD-R library

125 different titles

\$5 each, \$2 shipping per order

Never return them to library - www.umbaonline.ning.com

TGoM now accepts Paypal and most major credit cards for annual dues payment

Mike Frattalone and Darryl Ponder have worked together to add a "Buy Now" button to the "Membership" page of our main website. See: <http://www.metalsmith.org/membership/>

This means the Guild can now accept Paypal and most major credit cards, in addition to paper checks, for the payment of annual dues. This should make it more convenient for members to pay dues.

If you have questions as to when your membership expires, that information is listed as part of the membership directory found on the online web forum in the "members only" section. Follow this link to log in:

<http://www.metalsmith.org/phpbb/viewtopic.php?f=143&t=162>

New Members, May 2015

Brian Beckius, Buffalo, MN
Bradley Cripe, St Paul, MN
Robert Oberleitner, Elk River, MN
Daniel Nundahl, Eagan, MN
Wilder Morey, Oak River, MN
Tracy Mickley, North Mankato, MN
James MacDonald, Lakeland, MN

Plow Share Sharpening!

I will be sharpening 5 or more plow shares on Saturday, May 9, starting around 9:00 am. at my shop, Flint Rock Ridge Forge, 19700 Red Wing Blvd, Hastings, MN.

Anyone interested in watching or learning how to sharpen plow lays is welcome to come and watch and/or help. It will last about two hours. Please call or email if you are coming.

Dick Carlson
651-437-3329

Blacksmith@onlinecarlson.com

EDITOR'S NOTE: This is a unique opportunity to experience firsthand an historic skill that has become more and more a part of past history.



For Sale

Introducing FORGE-APRONS, the stylish blacksmith apron that can be custom-sized, personalized or customized. We offer three designs: the original 36" bib-style, the short 24" bib with a reduced torso for petite smiths, and the lap apron. All three designs can be made longer, wider or shorter, have pockets added, be personalized with your name or shop name and customized with your own logo or image. Plus, they ship FREE via Priority Mail in the US. Visit

<http://www.FORGE-APRONS.com> to see and learn more about them.

James Patton, FORGE-APRONS.com



Update your 'Guild gear'!

The Guild has opened a "store" on Café Press, a website where we set up our logo to be printed on shirts, mugs, glasses, and other goods for purchase. It allows us to make Guild merchandise available to the membership without the major outlay of cash and volunteer effort needed to sell them in a more traditional way.

The Guild gets a small amount of money on each item, but mostly it is a way to make items readily available. Items you can order range from multiple shirt styles and mugs all the way to field bags, water bottles, and even pajamas! Online store link:

<http://www.cafepress.com/TheGuildofMetalsmiths>



Bronze Casting, Pattern, & Mold Making Classes

Saturday, May 16, 1:00 pm to 4:00 pm: Pattern Making Workshop.
 Saturday & Sunday, May 30 & 31. 9:00 am to 4:30 pm: Mold Making

Saturday June 6. 3:00 pm - Evening: The Pour
 Instructors: Hicks, Bettenberg, Brockman, Halvorson

Cost: \$120 Class size: 12

Location: Marty's (HIXWERX) Workshop, 2223 Stewart Ave, St. Paul, MN 55116

We'll be casting silicon bronze into two-part (cope and drag) sand molds from your pattern. For beginners, a flat-backed clay pattern is recommended. However, **if you have something specific that you'd like to cast, let us know.**

Saturday May 16 we'll look at examples and talk about ways of creating a pattern to get a successful casting. We'll also give an overview of mold making including sprue and vent systems.

You will need to bring: **eye protection, leather gloves, and wear proper clothing.**

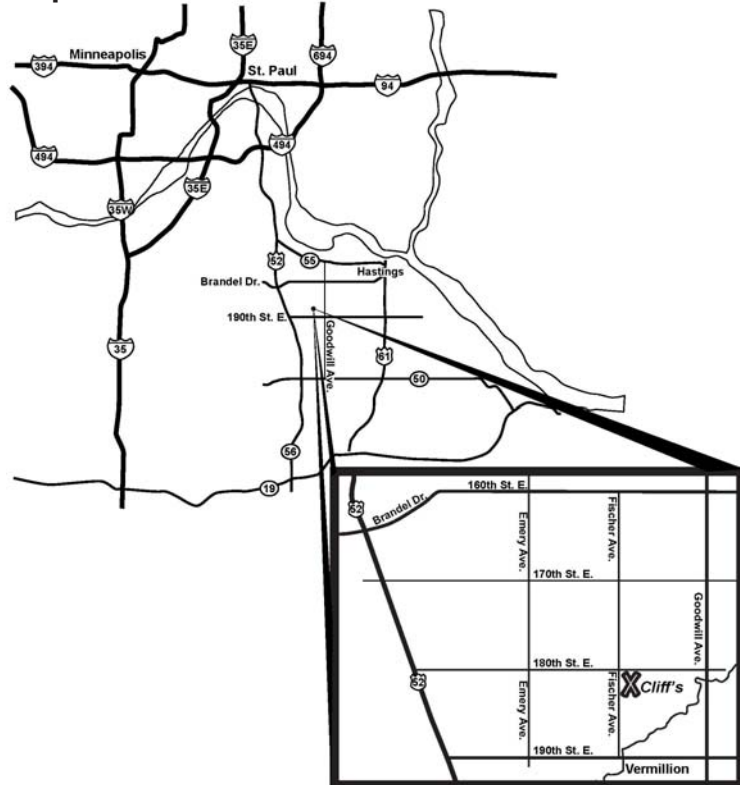
Send your check for \$120 made out to "The Guild of Metalsmiths" and your contact information to:

Marty Hicks
 2223 Stewart Ave.
 St. Paul, MN 55116

Contact Marty:
marty@hixwerx.com
 651 492 0899

Acceptance priority for the class is determined by postmark.

Map to Cliff Larsen's farm



American Style Hatchet Class

Date and Time: May 30-31, Start time 9:00am

SPACE LEFT FOR MORE STUDENTS!

Location: Pansch Farm (map below)

Class size: Maximum: 8

Minimum: 4

Instructor: Tom Sanders

Cost: \$110



In this class students will be learning to make an American style hatchet. This style is more efficient in use than the European style that preceded it and is one of the first occurrences of American technological innovation. We will be working in teams and striking for each other, 2 people per forge and anvil. Tom Sanders will be teaching this class. He has been making axes and teaching people how to strike for more years than he would probably care to admit. This class is an intermediate level of difficulty. Prospective students should have a mastery of the basics and be able to forge heavy stock to dimension and forge weld with confidence. It is a two day class and out in the sticks (relatively speaking) so students are welcome to spend Saturday night if they don't want to commute home. There are a few places to sleep inside and plenty of places to pitch a tent. So join a handful of your fellow Guilders for a weekend in the country filled with hot metal, good food and fellowship.

Note: An email with further coordinating instructions will be sent out to students who sign up.

Bring: Your favorite forging hammer, tongs for large flat and bar stock, hot rasp, wire brush, flux, striking sledge hammer, flatter, and top fullers. If you lack any of the striking tools, we should have a few sets to share.

Safety Equipment: safety glasses, ear plugs and work gloves are mandatory. Other safety equipment may include: leather apron, cotton clothing, pants, leather shoes.

Lunch Arrangements: I'll have some burgers and brats to throw on the grill. If you have special dietary needs you might want to bring your own food. There really isn't anything close by to grab lunch at. I'll plan something for dinner and breakfast for those staying the night as well.

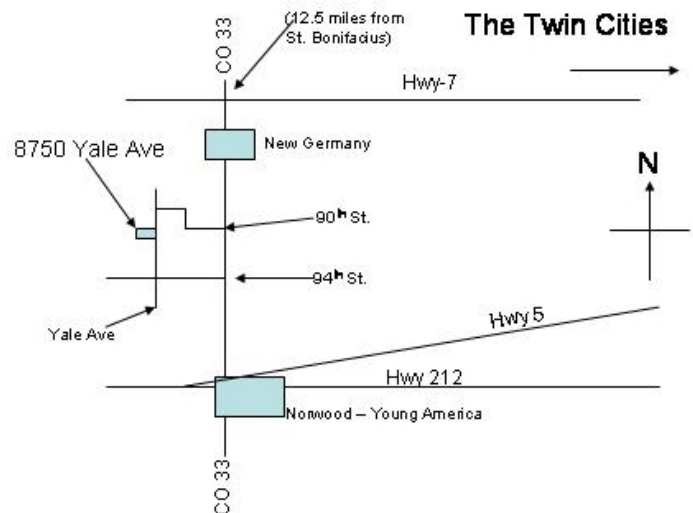
To register for this 2-day class, send a check for \$110 made out to Guild of Metalsmiths to: Martin Pansch

8750 Yale Avenue

Young America, MN 55397

Acceptance priority is determined by postmark.

Questions? 612-599-4762 or blacksmithingyeti@gmail.com





Warming by the forge...

A report from TGoM's Program Committee

The April 2015 Program Committee meeting was held as spring seems to be finally upon us. The April TGoM meeting at Arms and Armor was very well attended and lots of new members showed up. The show and tell got a little overwhelmed by all there is to see at the shop, but there were always people looking at the show and tell table. Christopher Poor, Arms & Armor owner, was as generous as always, and hopefully people were able to come away with a few new bits of knowledge from the treasure trove he has gained and shares. **Check out related photos below.**

The June meeting will have a demo/activity led by Lou Groth to make a mason jar mug handle and participants will leave with a ready to use piece. Lou's demo/activity will start early so check the Forum notice for details.

The August meeting will be at Dan Pate's again with the pig roast, corn feed, and all the other wonders associated with this meeting. Specific demos have not been set up yet. The committee meeting still was focused on the upcoming fall madness, as we are expecting/planning on Lucian Avery and Tim Cisneros to be our demonstrators. There will be another pre-conference class but the details are still being worked out. We will again be having a forging competition at the fall madness and this years idea is "Bells", dinner bells, jingle bells, camp triangle bells, singing bowls,(things that are meant to "ring"). Hopefully that gets the idea across.

There has been interest in trying to plan "field trips" to places that we can't have meetings at (for various reasons). If anyone has thoughts about a place to visit on one of these field trips, let us (the program committee members) know. Not sure how or if this might work but it seems worth looking into. I have not heard of any myself but wanted to keep this idea out there in case someone else has .

Spring is here and those of us with 3-season forge areas can crawl out and hammer again. The "Iron in the Hat" event has been announced, so more plans can be brought forth in metal.

May your forges be hot and some sparks be flying.

— Derrick Phillips

TGoM meets at Arms and Armor for the seventh time

On April 8 TGoM might have set a record for membership meetings at the same venue when we met at Arms and Armor for the seventh time. Owner and operator Christopher Poor hosted what also may have been a record-breaking number of attendees. The place was jam-packed! The potluck tables overflowed with all types of delectable dishes. New members stood up and were recognized. Show and tell items merged in with the displays of armor in the shop. We had a great time! Below are some photos taken that night.



Arms and Armor owner Christopher Poor (center) talks about some of the armor displayed at the shop.

At the April 8 meeting held at Arms & Armor, one of our newest members, Michael Masters, proudly displays a piece of chainmail armour he created.



TGoM members look through a table full of armored items in the workshop.

Mike Frattalone and Michael Masters examine armored gloves.



One of a multitude of fascinating items at the Arms & Armor shop was this 15th century anvil. The inset shows its touchmarks.



2015 Struck Tools Class Report!

We had eight students, and four instructors. Jim Scott, Bill the Welder © (aka Bill Krawcjeski), George Auel, and Herb Fick

The students expressed sincere gratitude, and were really quite successful in the exercise of heat treating tools (punches, chisels and drifts) for their own use. The blanks were prepared in the morning. The heat treating and final grinding took most of the afternoon.

Jim brought the tool blanks and a raffle prize. BtW brought the rolls. A good time was had by all.

Jim Scott has now supplied short of fifteen payback classes for the struck tools scholarship the guild gave him so many years ago. This indicates that he enjoys offering this service. And he has suggested that he will do it again. (Note to prospective people offering to teach and or share what they know.)

Names in the picture below are not in order and one student escaped. Photo by George Auel.

— Herb Fick

Editorial comment: I think I only need to include the copyright with the first use of BtW.



Students: Erik Grinde, Michael Pfoser, Denny Covington, Larry Hilton, Alfred Huf, Wesley Waring, Clifford Steece, Martin Masters

Build a Gas Forge!

Saturday, June 6

CLASS IS FULL!

Instructor: Jim Moenck

Location: Jim Moenck's workshop, 2078
120th Ave, Dresser, WI 54009 (Map
below)



2015 Mokume Class Report!


Congrats to all the students of the Mokume class. They were all able to finish their bowls and move on to a bracelet. Instructors were Dave and Jesse Gavin.

The group photo has been replaced with one of all the items made during the class and the special tongs recommended for making Mokume.

One of the best items that was learned - the use of a large angle iron to clamp the work to in order to grind the billet to expose the layers. The angle iron can be tilted in the vice for easier viewing while grinding. It was also noted that if you took 2 flat plates where the bottom was ~2" shorter than the upper plate - it could be welded on so there was a 1" minimum over hang on one edge and then there would be enough room to clamp all the way around. The one used in the class was ~6" angle about 8" long.

One of the students commented, "Learning about the angle iron was worth taking the class all on its own."

— Jesse Gavin



2015 Demonstration Calendar

Dates	Event	Location	Guild Champion	Email	Phone	Notes
23-24 May 2014	TC Makers Minne-Fair	Minneapolis, MN	Martin Pansch	blacksmithingyeti@gmail.com	612-599-4762	
21-26 July 2015	Rice County Fair	Faribault, MN	Lou Groth	loug_33@yahoo.com	952-895-1515	
29 July - 1 AUG 2015	Rock County Fair	Luverne, MN	Larry Wasmund	poundedtreasures@Gmail.com	651-322-6626	
24-26 July 2015	Little Log House Antique Power show	Hastings, MN	Dick Carlson	Blacksmith@onlinecarlson.com	651-437-3329	
31 July - 2 August 2015	Scott-Carver Threshing Show	Jordan, MN	Jerry Felton	eucattleco@frontiernet.net	952-873-6754	
5-9 August 2015	Carver County Fair	Waconia, MN	Martin Pansch	blacksmithingyeti@gmail.com		
7-9 August 2015	Almelund Threshing Show	Taylor Falls, MN	Jim Moenck	jrmoenck@yahoo.com	651-724-3403	
21-23 August 2015	Nowthen Threshing Show	Nowthen, MN	Bob Fredell	bfredell@msn.com	763-389-5119	
14-16 August 2015	Butterfield Threshermen's Assn. Steam & Gas Engine Show	Butterfield, MN	Arden Hanson (casting) Larry Wasmund (smithing)	heinmn@yahoo.com ; poundedtreasures@gmail.com	Arden - 507-279-0443 Larry - 651-322-6626	Blacksmithing and Bronze casting
28-30 August 2015	Pioneer Power Show	Le Seuer, MN	NA	NA	NA	Full crew but go watch Wyatt, Jim and others demo.
4-6 September 2015	Rice County Steam and Gas Engine Show	Dundus, MN	Myron Hanson	yeah. Right.	507-362-4653	
11-12 September 2015	Lamberton Hot Iron Days	Lamberton, MN	Bob Brown	bbrown474@msn.com	651-457-0086	
12 & 13 Sep 2015	Laura Ingalls Wilder Days	Pepin, WI	Tom Latane	tlatane@centurytel.net	715-442-2419	Not open to casual demonstration but go and watch Tom, Pete, and Gary demo blacksmithing, Kitty demo tin work and Sheri spin wool.
Wednesdays, Saturdays, Sundays	Jackson Street Roundhouse	St. Paul, MN	Gordon Barr	agbarr@aol.com	952-894-4821	Not really a demo. More a standing open forge with an occasional visitor.
Most weekends Memorial Day through Labor Day. Craft focused weekend 15-16 August	The Landing	Shakopee, MN	None - Contact site manager Rich Williams	rwilliams@threeiversparkdistrict.org	763-694-7784	Costume needed (overalls and white button up shirt okay).



News from Tunnel Mill

Tunnel Mill is located 85-100 miles south of the Twin Cities in the country five miles north of Spring Valley, MN on County Road 1.

Contact for full class details, costs, and registration:

Carol and John Adams

507-289-4189 or 507-289-5246

Email-jc-adams@msn.com;

Website: www.tunnelmillcrafts.com

Classes at Tunnel Mill for 2015

Review: the coffee mill class held by Tom Latane' in 2014 turned out to be a well attended and popular class. Students were happy with their time spent. In 2015 we look forward to new classes by familiar instructors. Tom will be teaching another class in May, but that is still being worked out. Also in 2015 we hope to put on another gypsy wagon workshop. Watch for more on that.

Crab-Style Lock, Peter Ross, June 15-19: Students will make a "Crab" lock based on an antique example originally made in Pennsylvania just after the Revolutionary war. This type was typically used inside a blanket chest with hinged lid. The lock involves a number of processes and uses a variety of skills and offers the opportunity for a variety of decoration and embellishment.

Starting with a finished key (either made by each student in advance or provided at the beginning of class), we will cover the basic layout, warding systems, making the parts, fitting, assembly and final tuning. This will involve forging the moving parts, including the spring, filing and fitting, and the common methods of hand production and assembling. Students will also be expected to make their own small punches and other simple tools.

The emphasis will be on historic methods (simple hand tools) in both the forging and bench skills. We will also cover typical file decoration typically used in the late 18th century. Students should expect to spend more time at the bench than at the anvil on this project. Those who choose may use wrought iron.

Don't miss the opportunity to take a class from Peter Ross in your vicinity. Five-day class, room and board included, \$675.00.



Crab Lock

Note: This information is provided as a service for TGoM members. Members may submit items for sale and upcoming events that are considered relevant to our group, and they will be published as space permits. The Guild of Metalsmiths is not responsible for these items or events.

Goings on...

A calendar of TGoM events at a glance

- All membership meetings are the second Wednesday of February, April, June, August, and October. Date for December will be announced. For these meetings a potluck meal begins at 6:30 pm and the business meeting begins at 7, with a demonstration or activity starting around 8 (times approximate).
- Education Comm. meets first Wednesday of each month. Contact Larry Wasmund, chair: poundedtreasures@gmail.com
- Program Comm. meetings are 7 pm the third Thursday of each month. Mark Lockwood is chair: mark.lockwood@daikinapplied.com
- All board meetings are the second Wednesday of January, March, May, July, September, and November. Potluck meal begins at 6:30, with meeting starting at 7 pm.



Events in May, 2015

- May 2, Hammer Making Class, MN School of Horseshoeing
- May 13, Guild board meeting
- May 16, Spring Bronze Pour: Pattern-Making Workshop, Hixwerx Studio
- May 23, 24, TC Makers Minne-Fair, Minneapolis, Contact Martin Pansch.
- May 30-31, American Style Hatchet Class, Pansch farm
- May 30-31, Bronze Pour: Mold Making, Hixwerx Studio

Events in June, 2015

- June 6, Spring Bronze Pour: The Pour, Hixwerx Studio
- June 6, Gas Forge Class, more details upcoming
- June 10, Guild membership meeting at Cliff Larsen's farm
- June 12, 13, 14, Spring Hammer-In at Nowthen

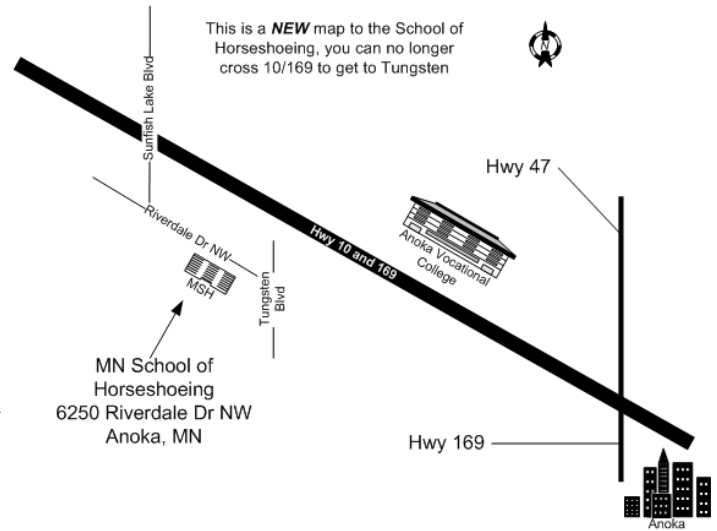
Events in July, 2015

- July 8, monthly board meeting.
- July 24-26, Little Log House Power Show demo op. Contact Dick Carlson.
- July 21-26, Rice County Fair demo op. Contact Lou Groth.
- July 29-Aug 2, Rock County Fair demo op. Contact Larry Wasmund
- July 31-Aug 2, Scott-Carver Threshing Show demo op. Contact Jerry Felton.

Events in August, 2015

- Aug. 5-9, Carver County Fair demo op, Contact Martin Pansch.
- Aug. 7-9, Almelund Threshing Show demo op. Contact Jim Moenck.
- Aug. 12, TGoM membership meeting (corn feed) at Dan Pate's.
- Aug. 21-23, Nowthen Threshing Show demo op. Contact Bob Fredell.

Map to MN School of Horseshoeing



Join The Guild of Metalsmiths

Send \$30 dues to the address below. Please circle if you want to be listed in our membership directory and/or check items you don't want listed.

The Guild of Metalsmiths
PO Box 11423
St. Paul MN 55111

<p>List Me in the directory but don't list address - phones: home - work - fax - cell - email - web page (circle items above you DO NOT want published)</p>	<p>Don't List Me in the Directory</p>
------------------------------------------------------------------------------------------------------------------------------------------------------------------------------------	--------------------------------------------------

Name: _____

Email address: _____

Address: _____

City, State, Zip Code: _____

Primary phone: _____ Secondary phone: _____

All memberships are family memberships. Persons of all ages, professionals and hobbyists, are invited to join. We do not sell our mailing list.

ELECTRONIC FORUM

If you have not been receiving an email notification that The Forum is available, please verify that we have your correct email address. Contact Gordon Barr at agbarr@aol.com.



Address Service Requested

Forum deadline for June, 2015: Monday, May 18, 2015.

The deadline for content in The Forum is always the third Monday of the month. Please send items to **Georgia Myers**, editor, by email to: gldmyers@embarqmail.com

The Guild of Metalsmiths on the web
Visit our website at <http://www.metalsmith.org>

Looking for something? Try the search engine. On our home page, at the top of the right sidebar, enter your query and click on "Search."

May 2015

Your membership expires at the date & month next to your name. Please send your renewal dues to the above address.

The Guild of Metalsmiths, St. Paul, MN, publishes The GoM Forum monthly. It is intended as a tool to further our educational mission, to keep members up to date on current happenings, to publicize projects and workshops, a place for all members to express their opinions, concerns, learn more about each other—in short, to help us run our organization.

Information in this publication is provided as a service for our members. Members may submit items for sale and upcoming events that are considered relevant to our group, and they will be published as space permits. The Guild of Metalsmiths is not responsible for these items or events.

Guild educational grants

There is grant money available for Guild members to study intermediate and advanced metalworking techniques.

The Guild educational grant program is designed to bring new skills into the metalworking community. Participants are given money to pay for a portion of their expenses and are expected to learn some new or poorly understood skill, and then to share what they have learned with other members and the public through an article in our quarterly magazine, "The Metalsmith." They're also expected to lead a workshop on the topic (or other educational service approved by the board).

Application forms are available from the president or treasurer at a regular meeting, or by sending a self-addressed, stamped envelope to:

The Guild of Metalsmiths
PO Box 11423
St. Paul MN 55111