

# The Forum



July 2012

Vol. 14, No. 7

## August Guild 'corn feed' meeting again to be staged at Pate's near Stanton

- Y When: Wednesday, August 8
- Y Where: Dan Pates shop on Minnesota Highway 56, just three miles south of the Stanton airport at 357 street. This will be the fourth time Dan and LuAnn have hosted the August meeting. This makes them some sort of hero team.
- Y Starting time: Potluck dinner at 6:30. Set up starting before noon. The Program Committee will set up a couple of forges with the goal to have question and demo availability at the meeting to encourage new members to bring projects, questions, and needs.
- Y Features: Dan Pate does auto development and restoration.

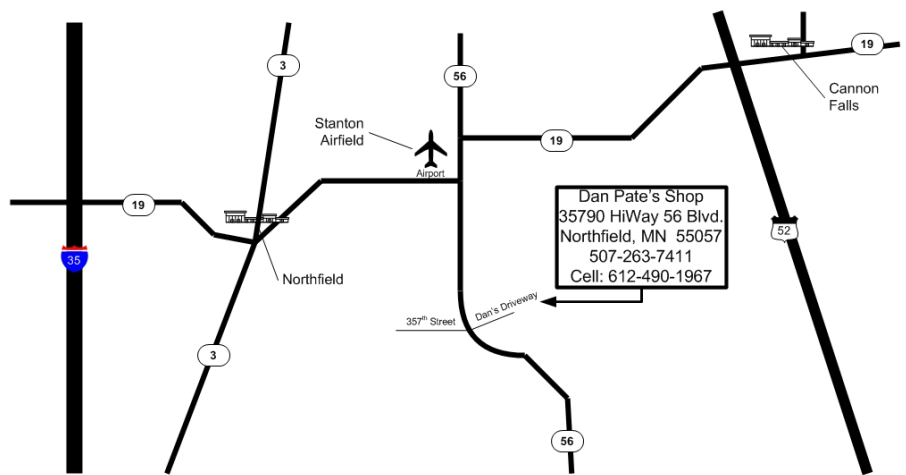
Dan has a unique collection of ways to form metal sheets into almost anything you desire. He can demonstrate all of these and offers to take requests. Dan's equipment mix has changed again, so do not think that you have already seen it all. He can demonstrate shrinking and stretching of anything through 10-gage steel. Perhaps Gene Olson will demonstrate on the PullMax. Dan often allows members to experiment with a machine. (Your liability, you learn to handle a machine that shrinks 10-gage into a bowl very carefully.)

**This meeting features a corn feed.** Dick Carlson has put his heart into this for years. Some of us have humbly joined in the effort to make it some sort of feast.

Cliff Larson will do something magic. Herb will roast a hog. He promises to cut back a little on the garlic this year. A few chickens will be prepared for those who avoid pork. Recognize chickens will be prepared by smoking and secondary roasting in the cavity of the hog.

When planning your contribution to the potluck, please know that we will be a bit long on sweet corn and meat, so think salads and desserts and or whatever you think is special. Myron likes oatmeal cookies with raisins.

This will be a very family-friendly and social meeting.

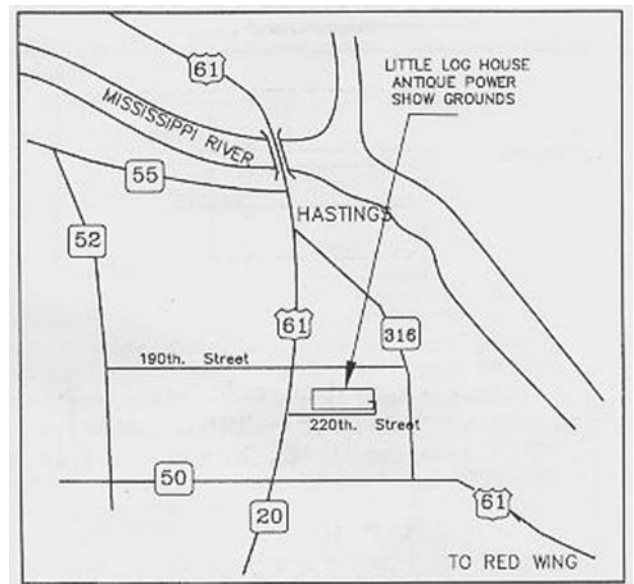


## The Madness is coming! The Madness is coming! Sept. 14,15,16

Gosh, here we are with little more than two months until our big, annual conference. The Program Committee has been hard at work planning this year's event featuring demonstrators: Bob Patrick from Everton Arkansas, and Alison Finn from Marble Colorado. Lots of good old fashioned traditional blacksmithing skills and talent at its finest and in one place.

### Some things for you to be thinking about until then...

- What will you make to display in the Gallery?
- Will you want to get in on the 2-day (Thurs-Fri ) class offered by Bob Patrick prior to the conference? See page 3 for enrollment.
- Come as early as you can on Friday to help set up.
- There's a potluck Friday evening. What will you make for the fund raising auction?
- We need cookies and treats for the coffee mess, all weekend.
- If you have interesting metal kicking around your shop, or your employer's shop, or anywhere else, perhaps it needs to become a tax deductible donation to the: Found Art, or Silent Auction, or Live Auction.
- Speaking of Found Art, we're looking for welders to volunteer for 2-hour stints at that high energy sculpture endeavor.
- Tail-gating will abound. Bring it on, or take it home.
- Finney Books will have a booth set up.
- If you know of a related business that would be interested in making a tax deductible donation of equipment or supplies, let me know.
- Half-dozen different Family Activities are planned.



More information to follow as the Program Committee sends out brochures to all members and other details appear on our website: <http://www.metalsmith.org>. So plan ahead! It only happens once a year. Learn and grow.

## Forum deadline for August: Monday, July 16, 2012

The deadline for The Forum is always the third Monday of the month. If you have activities that will be occurring in the next few months and wish to have them published in the next Forum, please send them by Monday, July 16, 2012 to **Georgia Myers**, editor, by email to:

[gldmyers@embarqmail.com](mailto:gldmyers@embarqmail.com)

or mail them to:

**Georgia Myers**  
413 W Dakota St  
Lake City MN 55041

---

## Our neighborhood of smiths

### UMBA

Visit <http://www.umbaonline.ning.com>

UMBA DVD-R library

125 different titles

\$5 each, \$2 shipping per order

Never return them to library - [www.umbaonline.ning.com](http://www.umbaonline.ning.com)

---

### Badger Blacksmiths meetings

Our contact information is as follows:

President: Jim Tweet

Newsletter editor: John Grump

715-557-5236

715-835-0894

[jtweet01@yahoo.com](mailto:jtweet01@yahoo.com)

[johngrump@att.net](mailto:johngrump@att.net)

---

### Lake Superior Metalsmiths

Lake Superior Metalsmiths (LSM) meet the fourth Saturday of the month. Potluck at noon with meeting to follow.

**Contacts are:**

Charley Brown, President, [CharleyRB@charter.net](mailto:CharleyRB@charter.net), 218-428-7906

Dave Hanson, Vice-President, [Daveforge1@aol.com](mailto:Daveforge1@aol.com), 218-721-4572

---

### Northern Minnesota Metalsmiths

The NMM meetings are the first Monday of the month, often, but not always, at Keith Johnson's shop in Bemidji. Contact Keith for monthly specifics at [keith@greatriverforge.com](mailto:keith@greatriverforge.com). The Northern Minn. Metalsmith's website is [www.nmmetalsmiths.org](http://www.nmmetalsmiths.org)

---

### Central Minnesota Blacksmiths (CMB)

Meet on the first Monday of each month

Pot Luck followed by demo

Locations are different every month so please call or write for info

Contacts are:

President: Ken Zitur

Brian Johnson

1-320-746-2557

16777 Co Rd 75 NW

[ken@kensiron.com](mailto:ken@kensiron.com)

Clearwater MN 55367

1-320-558-6898

---

## No new members this month

---

### Fill-in demonstrator needed

I am a member from Brainerd Minnesota, and I have been the demonstrating blacksmith at the Crosslake Minnesota pioneer village for the last five or six years. Due to a family obligation I am unable to make it this year. The event is on August 12, 2012 from 10:00am to 4:00pm.

The Crosslake Historical Society are great folks to work with. They have a blacksmith shop that was built last year. The terms are simple: whatever you can sell, and they provide insurance coverage. This show has always been financially rewarding. If anyone is interested in this demo opportunity, please contact me.

Jim Newgord

Home phone 218-829-8160

Cell 218-838-3349

Email [jim.newgord@yahoo.com](mailto:jim.newgord@yahoo.com)

---

## Guild gear is here!

Have you found your wardrobe woefully bereft of hammer or anvil-themed shirts? Have you been sipping a mug of your favorite French Roast coffee and thought, "You know, this would taste a whole lot better if my mug had the logo of my favorite metalworking 501C3 organization?" Have you ever wanted your glass to declare to the world your interest in mashing hot metal as well as drinking beer? Well, friends, now you can do something about it.

The Guild has opened a "store" on Café Press. Café Press is a website where you can set up your design to be printed on shirts, mugs, glasses, and other goods for purchase. It allows us to make Guild merchandise available to the membership without the major outlay of cash and volunteer effort needed to sell them in a more traditional way. The Guild gets a small amount of money on each item, but mostly it is a way to just make things available to anyone who wants them. There are currently two images available. One is our tried and true Guild logo with an improved, slightly rounded peen. The other is an anvil-in-an-anvil (double anvil) design Chris Rand made and donated to the Guild. Going forward, if people come up with additional original designs they would like to see available, it will be easy to add to the store.

Enough virtual flapping my gums. Any questions or suggestions for improvements, please let me know. Here's the link:

<http://www.cafepress.com/TheGuildofMetalsmiths>

— Martin Pansch

---

## Demonstrator opportunity

I am a volunteer on the planning committee for Millstream Arts Festival in St. Joseph, MN (up by St. Cloud). We are gearing up for our Sept. 30 show and are in need of at least 2 or 3 iron/metalsmiths to exhibit and sell their wares. Booth fees are very reasonable. Applications and more information can be found at our website: [millstreamartsfestival.org](http://millstreamartsfestival.org) or email me with questions.

Mary Niefenfuier

[millstream@millstreamartsfestival.org](mailto:millstream@millstreamartsfestival.org)

---

*Note: This information is provided as a service for our members. Members may submit items for sale and upcoming events that are considered relevant to our group, and they will be published as space permits. The Guild of Metalsmiths is not responsible for these items or events.*

# Bob Patrick's Pre-Conference Forge Welding Class

Thursday and Friday, Sept. 13 & 14, 9:00 am (Please factor in how much time it is going to take to download and set up your equipment when planning your departure and arrival times.)

**Class fee: \$170**

**Class size: minimum 15 students**

**Location: Little Log House Antique Power Show grounds, Hastings, MN**

**Tools & equipment to bring:** Students will need to bring their own coal forge and anvil for this class. If you either aren't able to move your forge yourself (e.g. it doesn't fit in your '74 Gremlin) or you don't have a coal forge let us know and we will see what we can arrange. Additionally students should bring: forge tools (rake, shovel, etc); 5 gallons buckets for coal and a slack tub, an ash pail; hammer; tongs; wire brush; flux spoon.

**Safety equipment:** safety glasses & ear plugs are mandatory. Other safety equipment may include: gloves, leather apron, cotton clothing, leather shoes.

Lunch arrangements: Students will need to bring their own lunch. We'll have a grill available if you want to cook something.

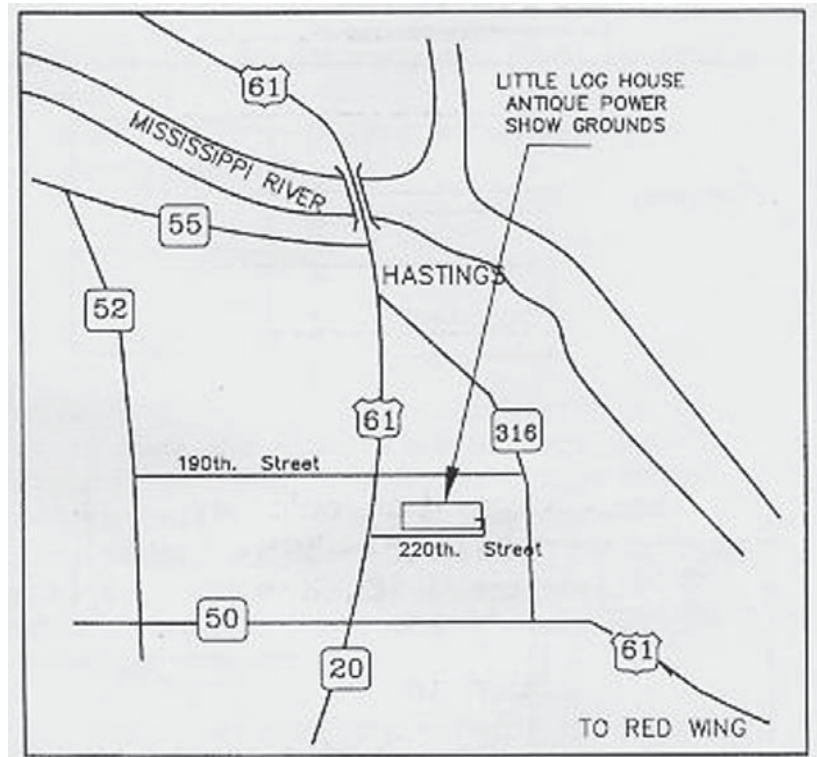
This fall don't miss a rare opportunity to learn forge welding from a recognized expert in the field, Bob Patrick. During the two days prior to the fall conference, Bob will be teaching students more than you would think possible on forge welding.

What's that? You know how to forge weld already? Well, as Bob puts it "There is a lot to learn in welding and no one learns it all in one day, one week, one month, or one year." In two short days with Bob Patrick your learning curve should be a near vertical line.

Students will first learn how to build a decent fire and maintain it. From there you will move on to welding simple welds without flux. Then the class will move into welding with commercial flux. Armed with flux and with Bob as your guide students will start with unscarfed faggot welds then move on to scarfing. Along the way you will learn several methods of upsetting and when to use them. Next you will weld flat stock, first simple lap welds, then we learn to weld rings out of square and flat, and learn to weld chain links. Then you will go on to weld a ball on the end of a rod. Then learn a T and Y weld. If you, through some stroke of brilliance or luck get through all this, don't worry, Bob's sure to have something in his bag of tricks to teach and challenge you.

To sign up for this class, send a check for \$170 made out to "Guild of Metalsmiths" to class champion:

Martin Pansch  
8750 Yale Avenue  
Young America, MN 55397  
612-599-4762  
[blacksmithingyeti@gmail.com](mailto:blacksmithingyeti@gmail.com)



## Unique family activity planned for Fall Conference

Asa Pearson tells us that she's going to do two demos this year at the Fall Conference.

1. Soldering/brazing of non-ferrous metals: \$25 fee
2. Basic stone-setting on Saturday only.

Asa writes: In the morning I'll be doing an interactive one, where everyone will be able to make a little something and take it home. We'll talk about how soldering/brazing works, the different kinds of solder, the steps to do it. Then we'll measure, form and solder copper and brass wire to make rings. Everyone will be able to texture a ring on the ring mandrels to take home. The table will be set up for everyone to texture things whenever they come in, even if it's after I'm formally done with the demo. I'll be the only one using the torch for insurance reasons.

Later in the day I'll show how to set a flat backed stone, or in this case, a formed piece of Damascus. The steps and theory are the same for both setting the Damascus and a stone, but I thought it would be kind of neat to show how Ferrous and non-Ferrous could work together. This one will only be for watchers, and we'll be setting the "stone" in sterling silver. We'll look at forming a bezel, attaching it to the back plate, sawing, filing, and finally setting the stones. I'll have some resources available for everyone to look at, in case they can't make the demo. I plan on putting the piece that is completed in the auction that night. I was able to get a piece of Bill Fiorini's Damascus. I thought that would be extra special this year.

## Warming by the forge...



## Looking forward to August meeting and Fall Conference!

Hello. Another Program Committee meeting has come and gone. I was most disappointed that I had to miss the June membership meeting. I had been looking forward to it very much, alas, but the conversation around it was great.

Well, I need to get back to what I generally write about--the program committee. It was a smaller group that assembled this time but none the less enthusiastic. The biggest topic was the upcoming August meeting at Dan Pate's. Lots of things going on and details to figure out. One thing that I just found out/discovered is that although I had thought it more of a typical membership meeting ( I am pretty new to the Guild) this meeting gets going about noon for those who can make it, plus I can only guess how long that pig takes to roast.

This came up because of the always ongoing discussion of what do we want to try and demonstrate. Along with any particulars Dan Pate is willing to do, it was determined that two forges will be brought (thanks Myron) and coal supplied so that if any members had any specific questions on projects or techniques, they could be asked and worked on there. The member with the question would have to bring the materials needed as well as hammer and safety gear, but it was thought this might help to share some of the knowledge that is out there. It seems worth a try, to see what we can all, as members, gain and share (only time will tell).

The next biggest topic was the Fall Conference. Everything is coming together well for that. I am looking forward to more info about that workshop with Mr. Patrick. There are several things we hope to do to improve the ease of use of the facilities. All is moving ahead and should be wrapped up in time.

Which ties in with the upcoming "Antique Power show" on the grounds at the end of July. It seems we can always use more smithing volunteers, so if you are interested, contact Dick Carlson or Myron Hanson. They may not be the specific person to coordinate with but they will know who is.

The last thing we talked about is the October meeting. As said before, it will be at the Jackson Street Roundhouse. Still trying to determine what type of demo to do, but we are hoping the members will bring any show and tell items relating to trains/railroads they might have to share stories about. That pretty much wraps up what was covered. Let someone know if you have ideas to share/questions to ask.

— *Warming (or sweating) by the forge, Derrick Phillips*

## Use Guild's website as tool to keep informed!

The Guild of Metalsmiths maintains our own website, a fact that most of you already know. As we go more and more paperless, we'll use our website as a reliable tool to help our members and the rest of the world keep informed on activities, educational opportunities, and all the information we can pile into the pages.

With the upcoming Fall Conference, we've posted a couple of new PDF documents on the website that are downloadable and printable. One is the [conference brochure available at this link](#).

The second is a [one-page flyer available at this link](#).

Please take advantage of this technology to spread the word about "The Madness!" Feel free to print and pin up these documents in the public places of your discretion.



## Demonstrator opportunity at MN Zoo

In years past the Guild of Metalsmiths has had the opportunity to demonstrate in August at John Deere Farm Days at the Minnesota Zoo in Apple Valley. It has always been a great venue and garnered good participation from veteran and new Guild members. This year the Zoo has changed the gig and expanded the opportunity. We will have the opportunity demonstrate the first three weekends in October at the Fall Harvest Days. If interested, please contact Rick Wessling. [rgwessling@gmail.com](mailto:rgwessling@gmail.com) or phone 612-270-6634. More details will follow.



### **Reminder: TGoM Forum to be paperless in two months!**

Hey, the Guild is going paperless with The Forum by September. If you are currently not getting the monthly email when each new issue of The Forum comes out, then get an email address in to Gordon Barr ([agbarr@aol.com](mailto:agbarr@aol.com)) so that you can stay connected with the Guild. These email notices include the link to the Guild's website <http://metalsmith.org/> where you can download the latest issue in living color...or any past issues, for that matter. Its easy!

Try to send Gordon your email address soon so you can ensure there are no problems.



Press Release:

## Guild of Metalsmiths 35th Annual Fall Conference

The Program Committee for The Guild of Metalsmiths is busy planning for our 35th annual Fall Conference to be held at the Little Log House Antique Power Show grounds just south of Hastings, Minnesota from September 14 through September 16, 2012. Our conference will offer educational opportunities, family activities, and many events still in the planning stages.

We have contracted with two well-known names in metalsmithing to demonstrate their abilities at our conference. They are Alison Finn and Bob Patrick. Alison is experienced in ornamental and sculptural metalwork from a family-owned studio located in Marble, Colorado. Bob works in iron and steel art from his studio in the hills of the Arkansas Ozarks.

Registration can include meals.

Family features include crafts (Jewelry, brooms, oven building, and found art projects).

There will be tailgating opportunities, a live auction, a silent auction, and a Friday night wine and cheese opening of the members work gallery display.

Camping with electricity and showers is available on the grounds and The Guild of Metalsmiths will supply a list of local motels.

An additional item to keep a watchful eye on will be a pre-conference forge welding class on September 13 and 14 taught by Bob Patrick. Class registration information will be available soon!

Visit Alison's website at <http://www.freedommetalsllc.com/>.

Visit Bob's website at <http://www.ahilltopforge.com/>

Visit The Guild of Metalsmiths at <http://www.metalsmith.org>



**ABANA**

## ABANA Conference coming up July 18-21!

The Guild of Metalsmiths is an affiliate of ABANA--Artist-Blacksmith's Association of North America, Inc. The ABANA national conference is scheduled for July 18-21 in Rapid City, South Dakota. "Reunion on the Great Plains" promises to provide you with a treasure trove of information

related to all types of metal art. It also promises to provide a variety of activities for family members. For full details and to learn how to register, go to <http://www.abana.org/Conferences/2012Conference.shtml>.



### *News from Tunnel Mill*

*Tunnel Mill is located 85-100 miles south of the Twin Cities in the country five miles north of Spring Valley, MN on County Road 1.*

**Contact for class registration:**

**Carol and John Adams**

**507-289-4189 or 507-289-5246**

**Email-[jc-adams@msn.com](mailto:jc-adams@msn.com):**

**Website: [www.tunnelmillcrafts.com](http://www.tunnelmillcrafts.com)**

### *2012 Classes...*

#### **Hammer Class, Nathan Robertson, August 4**

Nathan Robertson will come to Tunnel Mill on August 4 with choices from 1/2# to 2 1/2# stock (requests for larger stock accepted) many different styles also available. Nathan will demonstrate and guide us through making your own heat treated hammer. You will leave with a new complete heat treated hammer of your choice.

Class runs from 9:00 am to 4:30 pm. Cost is \$65.00 for the class including lunch.

**Visit the Tunnel Mill website at:** <http://www.tunnelmillcrafts.com/Calendar/Calendar.htm>

-----  
*Note: This information is provided as a service for our members. Members may submit items for sale and upcoming events that are considered relevant to our group, and they will be published as space permits. The Guild of Metalsmiths is not responsible for these items or events.*

# Goings on...



## A calendar of TGoM events at a glance

- Education Committee meeting dates vary. Contact Martin Pansch, chair, for the next meeting.
- Program Committee meetings are the third Thursday of each month.
- All membership meetings are the second Wednesday of February, April, June, August, and October, except December for the holiday gathering. For most meetings a potluck meal begins at 6:30 pm and the business meeting begins at 7, with a demonstration or activity starting around 8 (times approximate).
- All board meetings are the second Wednesday of January, March, May, July, September, and November. Potluck meal begins at 6:30, with meeting starting at 7 pm.

## Events in July, 2012

- July 11, Guild board meeting
- July 18-21, ABANA Conference, Rapid City, SD
- July 27, 28, 29, Little Log House Antique Power Show, Hastings, MN, demonstrator opp.

## Events in August, 2012

- Aug. 8, Guild membership meeting, Dan Pate's farm
- Aug. 10, 11, 12, Almelund Threshing Show, demonstrator opp.
- Aug. 17, 18, 19, Nowthen Threshing Show, demonstrator opp.

## Events in September, 2012

- Sept. 12, Guild board meeting
- Sept. 13-14, Pre-Conference Workshop, Little Log House, Hastings, MN
- Sept. 14, 15, 16, Fall Conference "Madness", Little Log House, Hastings, MN

## Events in October, 2012

- Oct. 10, Guild membership meeting, Jackson Street Roundhouse
- Each Oct. weekend, demonstrator opportunity at MN Zoo.

---

## ELECTRONIC FORUM

If you have not been receiving an email notification that The Forum is available, these may be the reasons:

1. We do not have your correct email address.
2. Your SPAM filter is not letting the following email address thru: [Your GOM Forum is ready@mail.vresp.com](mailto:Your GOM Forum is ready@mail.vresp.com)

---

## Join The Guild of Metalsmiths

Send \$30 dues to the address below. Please circle if you want to be listed in our membership directory and/or check items you don't want listed.

The Guild of Metalsmiths  
PO Box 11423  
St. Paul MN 55111

**List Me**  
in the directory  
but don't list  
address - phones: home - work - fax - cell - email - web page  
(circle items above you DO NOT want published)

**Don't List Me**  
in the Directory

Name: \_\_\_\_\_

Address: \_\_\_\_\_

City, State, Zip Code: \_\_\_\_\_

Company Name: \_\_\_\_\_

(optional items)  
Home phone: \_\_\_\_\_ Work phone: \_\_\_\_\_

Cell: \_\_\_\_\_

Email address \_\_\_\_\_ Web page: \_\_\_\_\_



Address Service Requested

Your membership expires at the date & month next to your name. Please send your renewal dues to the above address.

## July 2012

**Note:** Information in this publication is provided as a service for our members. Members may submit items for sale and upcoming events that are considered relevant to our group, and they will be published as space permits. The Guild of Metalsmiths is not responsible for these items or events.

*The Guild of Metalsmiths, St. Paul, MN, publishes The GoM Forum monthly. It is intended as a tool to further our educational mission, to keep members up to date on current happenings, to publicize projects and workshops, a place for all members to express their opinions, concerns, learn more about each other—in short, to help us run our organization.*

**The Guild of Metalsmiths on the web:**

Visit our website at <http://www.metalsmith.org>

Looking for something? Try the search engine. On our main page, just below the index table, click on “Search this Site,” and enter your query.

## Guild educational grants

There is grant money available for Guild members to study intermediate and advanced metalworking techniques.

The Guild educational grant program is designed to bring new skills into the metalworking community. Participants are given money to pay for a portion of their expenses and are expected to learn some new or poorly understood skill, and then to share what they have learned with other members and the public through an article in our quarterly magazine, “The Metalsmith.” They’re also expected to lead a workshop on the topic (or other educational service approved by the board).

Application forms are available from the president or treasurer at a regular meeting, or by sending a self-addressed, stamped envelope to:

The Guild of Metalsmiths  
PO Box 11423  
St. Paul MN 55111