

The Forum

August 2013



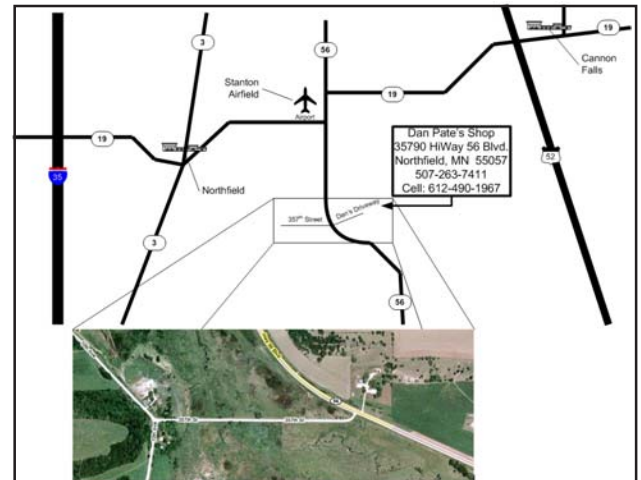
Vol. 15, No. 8

Meet your TGoM friends at August 14 corn feed/hog roast/family outing!

Herb Fick sends this update on the upcoming August 14 membership meeting:

- ☺ Dick is offering to do the corn. (It is called the “corn feed” for a reason.)
- ☺ The pig is ordered!!
- ☺ There will be a few chickens for those who can’t deal with pork.
- ☺ I have Jim Moenck offering to help roast, carve and set up.
- ☺ I have Georgia offering to have Gary help with roasting, carving and set up..
- ☺ I have Cliff promising to at least have his mini donut machine working on site. He has that under control.
- ☺ I have fabricated a hummingbird roost for show and tell. Bring your own items too, of course!
- ☺ I am asking Myron to come early and think up a demo.
- ☺ Dan has new machines enough to make most of the members at least a little bit jealous.
- ☺ Myron is the only thing not confirmed. Did I say “thing”?
- ☺ We will need people to come early to help set up. 0900 would be a good time.
- ☺ Dan usually can use a bit of help getting a few cars out of the way.
- ☺ Pray for good weather!!! We’ve been very lucky so far.

See you at the Dan and LuAnn Pate country home near the Stanton Air Field. See map at right. Come when you can. Potluck starts at 6:30 pm. When planning your contribution, think salads, desserts, or whatever you think is special. Set up starts any time before noon! This will be the fifth time we’ve met at the Pate’s park-like setting. Bring a friend to introduce to the craft of blacksmithing.



*The Officers and Board of Directors of
The Guild of Metalsmiths
cordially invite you to submit items for display
at the
2013 Guild of Metalsmiths’ Fall Conference
art gallery and
respectfully request you to submit
a hand crafted item to
The Live Auction
to be held at the conference.
Additionally,
we wish to remind you that hand crafted items
hold the greatest admiration at this important
money raising event.
May we suggest that you begin now to design
and make your item.
Thank you!*

Note: rules
for the
bottle
opener
contest can
be read on
page 3.



Bottle openers by
Bob Brown and
Hans Early-Nelson

As part of this year’s Fall Conference, the Guild will be holding a Bottle Opener Contest open to all Guild members! Hand forged, cast, or fabricated metal openers will compete for \$200 in prize money. The prize money will be split three ways, first prize receiving \$100. Let’s see your traditional or creative openers. All entries will be donated to the Guild auction Saturday night at the conference.

'Guild gear' is here!

Have you found your wardrobe woefully bereft of hammer or anvil-themed shirts? Have you been sipping a mug of your favorite French Roast coffee and thought, "You know, this would taste a lot better if my mug had the logo of my favorite metalworking 501C3 organization?" Well, friends, now you can do something about it.

The Guild has opened a "store" on Café Press, a website where you can set up your logo to be printed on shirts, mugs, glasses, and other goods for purchase. It allows us to make Guild merchandise available to the membership without the major outlay of cash and volunteer effort needed to sell them in a more traditional way. The Guild gets a small amount of money on each item, but mostly it is a way to make things readily available. There are currently two images available. One is our tried and true Guild logo with an improved, slightly rounded peen. The other is an anvil-in-an-anvil (double anvil) design made and donated by Chris Rand. Going forward, if people come up with additional original designs they would like to see available, it will be easy to add to the store. Here's the link to the online store:

<http://www.cafepress.com/TheGuildofMetalsmiths>



Our neighborhood of smiths

UMBA

Visit <http://www.umbaonline.ning.com>

UMBA DVD-R library

125 different titles

\$5 each, \$2 shipping per order

Never return them to library - www.umbaonline.ning.com

Badger Blacksmiths meetings

Our contact information is as follows:

President: Jim Tweet
715-557-5236

jtweet01@yahoo.com

Newsletter editor: John Grump
715-835-0894

johngrump@att.net

Lake Superior Metalsmiths

Lake Superior Metalsmiths (LSM) meet the fourth Saturday of the month. Potluck at noon with meeting to follow.

Contacts are:

Charley Brown, President, CharleyRB@charter.net, 218-428-7906

Dave Hanson, Vice-President, Daveforge1@aol.com, 218-721-4572

Northern Minnesota Metalsmiths

The NMM meetings are the first Monday of the month, often, but not always, at Keith Johnson's shop in Bemidji. Contact Keith for monthly specifics at keith@greatriverforge.com. The Northern Minn. Metalsmith's website is www.nmmetalsmiths.org

Central Minnesota Blacksmiths (CMB)

Meet on the first Monday of each month. Potluck followed by demo. Locations are different every month so please call or write for info
Contacts are:

President: Ken Zitur
1-320-746-2557

ken@kensiron.com

Brian Johnson
16777 Co Rd 75 NW
Clearwater MN 55367
1-320-558-6898

New Members, August 2013

Addie Motzko, Long Lake, MN

Richard Wilson, Glenco, MN

Noah Mincheff

Roanne Richardson, Brooklyn Park, MN

TGoM can now accept Paypal, most major credit cards for annual dues payment

Mike Frattalone and Darryl Ponder have worked together to add a "Buy Now" button to the "Membership" page of our main website. See: <http://www.metalsmith.org/membership/>

This means the Guild can now accept Paypal and most major credit cards, in addition to paper checks, for the payment of annual dues. This should make it more convenient for members to pay dues. If you have questions as to when your membership expires, that information is listed as part of the membership directory found on the online "members only" Bellows email reflector.

For Sale:

Miller 150 amp Econotig. Complete package includes: tig torch, stick welding leads, flowmeter, and remote controller. Just add a bottle of shielding gas and stick electrodes, and you're ready to weld aluminum, carbon steel, or stainless steel.

Al Lindhom, 715-483-9540, or kasie@centurytel.net.

ABANA Announcement:

Smithsonian Institution Call for Entries!

The Smithsonian Institution is having a craft show in 2014. More info is available at the link below:

<http://library.constantcontact.com/download/get/file/1101903933417-222/Qwest-7.pdf>

ABANA announcement:

Adirondack Folk School 1st Annual Forge & Hammer Week August 10-18, 2013

Whether you've tried blacksmithing before or it's completely new to you, there is no better time to explore the craft than at the Adirondack Folk School's first annual Adirondack Forge and Hammer Week.

This event will be held at the Adirondack Folk School from August 10 to 18, 2013. Come work side by side with some of the most well-known and talented smiths in the nation such as Mark Aspery, Lucian Avery, Steve Joslyn and Michael McCarthy. Visit the Adirondack Folk School online at www.adirondackfolkschool.org, on Facebook, or call the school for more information at (518) 696-2400.

Japanese swordsmith to visit U of M in November

Taro Asano, a Japanese swordsmith from Hasima, will visit the Art Department at the U of MN during the week of November 3-8. He will participate in the building of a traditional Kodai clay tatara and smelting Magnetite iron ore on Wednesday, November 6. The smelt will be in the courtyard of the East Building, Regis Center for Art from 7 AM - 6 PM

Taro will then make a presentation on Thursday, November 7 at 7 PM in the Influx Auditorium, East Building of the Regis Center for Art, 405 21st Avenue South, West Bank campus U of MN Minneapolis, MN 55455. The presentation is free and open to the public. He is bringing several katanas with him. His English is good, and he will be accompanied by Allen Rozen, a smith from Toronto, who has been arranging Taro's workshops in Canada and the US. Wayne E. Potratz, Professor and Scholar of the College 612-625-0021 <http://www.ironwain.com>

The GoM Forum

The Guild of Metalsmiths 36th Annual Fall Conference

The Program Committee for The Guild of Metalsmiths has been busy planning for our 36th annual Fall Conference to be held at the Little Log House Antique Power Show grounds just south of Hastings, Minnesota from September 20 through September 22, 2012. Our conference will offer educational opportunities, family activities, and both live and silent auction items. Remember the tailgating section too.

The official conference brochure has been mailed. We have contracted with two well-known names in metalsmithing to demonstrate their abilities at our conference. They are Mark Pearce and Clay Spencer. See short biographies below.

There will be tailgating opportunities, a live auction, a silent auction, and a Friday night wine and cheese opening of the members' work on display in our gallery.

Camping with electricity and showers is available on the grounds and a list of local motels can be found in the brochure.

Contact the following if you have questions. The brochure has been mailed and contains full details on this year's "MADNESS!"

Mike Frattalone

Al Olson

651-452-7740

651-683-0906

icemanfratt@aol.com

alan_olson@hotmail.com

The Madness is coming!

Mark Pearce

Mark started blacksmithing in August of 1983, attended Hereford Technical College for general smithing and then went on to Salisbury COSIRA College for wrought iron smiths. Most of Mark's work in England was traditional restoration blacksmithing involving forge welding, riveting and upsetting to repair or duplicate components on church gates, cathedral railings, which included work at the Sandringham Estate for the Royal family.

In 1993 Mark was recruited to play American football in the CFL, Calgary, Canada. After 5 years of this "trade" he decided to retire from the game and set up a blacksmith shop in Calgary.

Since 1997 Mark has operated a successful blacksmith shop (Mystic Forge.) 4 full time smiths, all originating from Europe, servicing the needs of high-end clients and the general public as well.

Fall Conference Family Activities

Contact for family activities is: Sheri Stanaitis, 2476 10th Ave. W, Baldwin, WI 54002 715-698-2895. Please call Sheri to register.

Non Ferrous Jewelry (rings)

Demonstrated by Asa Pearson. (651-2456-994) Saturday only
Begins 9 AM on Saturday.

Tin Repoussé (Altoid)

Jim & Will Brazinski will lead this free hands-on in making your mark on the lid of an Altoid Tin.

Broom Making Class

Make a decorative broom to use by a fireplace or to hang as a decoration. 9AM Sat.

Mark Jackson (612-730-6246) \$15 material fee.

Magnetic art

Corky Kittelson & Jesse Gavin (free) Design your own creations.

Peg Looms

Lynette Richert (507-438-6038) \$22 bring scissors and fabric. 9AM Sat.

Found Art

Herb Fick and company will weld whatever you find on the trailer into art! Open to all ages. Free! All day Sat.

* Volunteers are needed to help set-up, clean up, and assist with the family activities. Contact Al Olson to volunteer. Thank you!

Clay Spencer

Clay was raised on a farm in North Alabama where his grandfather did some farm blacksmithing. Before retiring from Marshall Space Flight Center as an engineer on the Shuttle Program, Clay started blacksmithing with Jim Batson and took many classes at John C. Campbell Folk School.

He modified the design of ABANA's treadle hammer, making it more useful and able to hold tools in the hammer and anvil and in 1998 designed the Inline or roller blade treadle hammer. Clay teaches classes, leads workshops and demonstrates blacksmithing all over the US.

Clay was active in the Alabama Forge Council as Forgemaster, Conference Chairman and served as writer and Editor of "The Bituminous Bits" for 10 years. He served on the ABANA Board for several years and received the Alex Bealer Award (ABANA's highest award) and Life Membership in ABANA in 1997.

Rules for Bottle Opener Contest

1st prize \$100

2nd prize \$60

3rd prize \$40

- ◆ Contest open to all Guild members
- ◆ All entries capable of opening a bottle of beer (not twist-off)
- ◆ All entries donated to Saturday Night Auction
- ◆ All entries made of metal

Judging:

- ◆ The entry getting the highest bid at the auction wins 1st prize.
- ◆ The entry getting the second highest bid at the auction wins 2nd prize.
- ◆ The entry getting the third highest bid at the auction wins 3rd prize.

Mark Pearce's Pre-Conference Candelabra Class

Dates: Thursday and Friday, September 19 & 20, 2013, Start time 9:00am
Fee: \$170 per student
Max students: 15
Location: Little Log House Antique Power Show grounds, Hastings MN (map below)

This fall's pre-conference class features Mark Pearce leading participants through making a highly decorative candelabra. Mark Pearce has been a professional blacksmith since 1983. He served an apprenticeship and attended several blacksmithing schools in England. The bulk of his work in England was on the restoration of historic wrought iron gates and railing of cathedrals and an estate for the Royal family. Examples of some of his exquisite work can be seen here: <http://www.mysticforge.ca/html/gallery.html>

If you have been yearning for a project that is more complex in scope and requires multiple components forged to size and fitted together, but would like the safety net of having a subject matter expert on hand to help you through any "learning moments" then this class is for you. Even if you have made a few similar projects before you are sure to benefit from Mark's decades of experience turning out top of the line architectural iron work.

This class will give participants a chance to work on a number of traditional design features under the watchful eye of a skilled professional blacksmith. The candelabra will incorporate penny scrolls, taper scrolls, blow overleaf scrolls, hot collaring, riveting, mortise and tenons, as well as a tapered, twisted shaft and a raised flat bar for a base.

There is no firm pre-requisite level for this class, Mark says any skill level is welcome as long as they have used a hammer and tongs before. Processes will include forging to dimension, scrolling, chiseling, punching, forge welding and others.

So take a few days off before the Conference to join 14 of your fellow Guild members in Hastings. These classes always prove exceptionally educational and a good time.

Tools and Equipment or other items participants are to bring to the class. Students will need to bring their own coal forge and anvil for this class. If you either aren't able to move your forge yourself or you don't have a coal forge let us know and we will see what we can arrange. Additionally students should bring: forge tools (rake, shovel, etc); 5 gallons buckets for coal and a slack tub, an ash pail, hammer, tongs, wire brush, flux, twisting wrench, chisels and punches. We'll bring the coal.

Safety Equipment – safety glasses & ear plugs are mandatory. Other safety equipment may include: gloves, leather apron, cotton clothing, leather shoes.

Other Equipment: If you only have an electric blower on your forge you will want to bring an extension cord or two to make sure you can reach an outlet.

Special Instructions: 9AM is when the class will be starting. Please factor in how much time it is going to take to download and set up your equipment when planning your departure and arrival times. Equipment can be set up the evening before. Camping onsite is available at the same rates as for conference.

Lunch Arrangements: Students will need to bring their own lunch. A grill will be brought for those who wish to use it.

To register for this pre-conference class, send your contact info and a check for \$170 made out to The Guild of Metalsmiths to:

Martin Pansch
8750 Yale Avenue
Young America, MN 55397

Contact Martin with questions at: (612) 599-4762 or
blacksmithingyeti@gmail.com

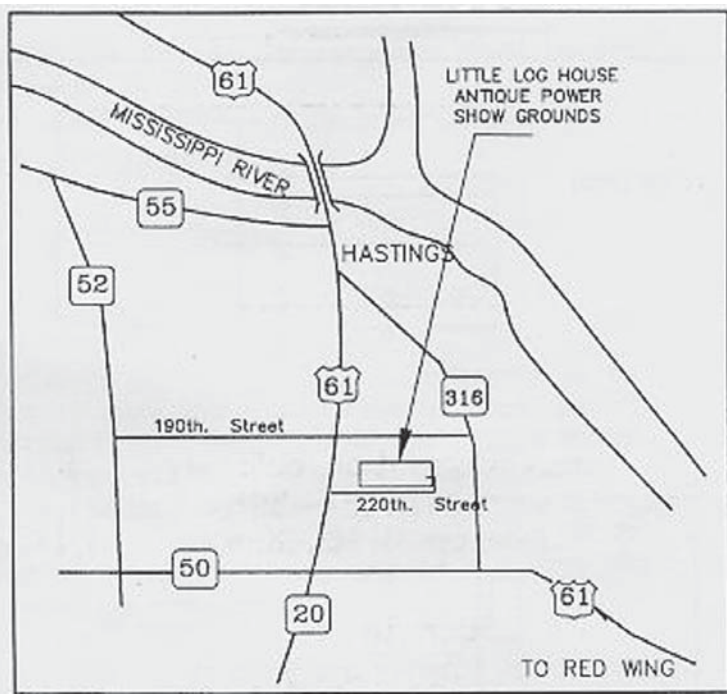
Upcoming summer events = opportunities to demonstrate!

These summer events are available to Guild of Metalsmiths members as opportunities to demonstrate their talents and share with the public the art and craft of metalsmithing.

■ **59th Annual Almelund Threshing Show**, Friday, Saturday, and Sunday, August 9, 10, 11. Contact Roland Sigurdson for free tickets if you want to help out at the blacksmith show: rolandsigurdson@yahoo.com

■ **Nowthen Threshing Show**, August 16, 17, 18. Contact Bob Fredell for free tickets if you want to help out at the blacksmith shop, : 763-389-5119, bfredell@msn.com or come to the August Guild meeting.

■ **Lamberton Hot Iron Days**, Sept. 6 & 7. This is a celebration centered around the Hanzlk Blacksmith Shop. All smiths are welcome to bring forges and participate. Go to <http://www.lambertonhotiron.blogspot.com> or email michael.hubert86@yahoo.com



Beginners Blacksmithing Classes 2013 / 2014

When: Classes are held on four Saturdays from 9 – 4. Three sets of classes are held this Fall, Winter and Spring. All 3 sets of classes teach the same information. You can choose the A, B or C set of classes.

A Class

Oct. 12
Oct 19
Oct. 26
Nov. 2

B Class

Jan 4
Jan 11
Jan 18
Jan 25

C Class

Feb 8
Feb 22
Mar 8
Mar 22

Cost: Total cost for the class is \$120. First, you must be a member. If you are not, you can join for \$30 per year. The workbook/study guide is \$15 and the 4 classes are \$105. This covers everything you need, the facility, coal, and metal.

Where: The classes are held at the Minnesota School of Horseshoeing, 6250 Riverdale Dr NW, just off Hwy 10 in Anoka near the Anoka Vocational College.

Why take the beginners basic classes? The beginners basic classes are designed to give everyone the same understanding of the basics, techniques and terminology. The basic classes are required before taking any of the many other classes the Guild offers. This enables those classes to concentrate on advanced techniques without having to spend time on basic concepts.

What you need to bring? Eye, ear and skin protection. This includes safety glasses, ear muff or plugs and suitable clothing which includes hard shoes, cotton or leather. Synthetic and polyester clothing will burn and melt. There will be sparks and brushes against hot metal.

Tools: Bring your favorite hammer. A small 1 to 2 pound ball peen hammer would work. We have various hammers for you to try and get a feel for what is comfortable. We have all the punches, chisels and tools you will be using but feel free to bring your own tools if you have them.

What you will learn: The first 3 Saturdays you will learn the basic techniques including:

Safety	Forging Dynamics	Hammer Techniques	Fire Building
Drawing out	Upsetting	Punching	Bending
Twisting	Heat Treating	Scrolling	Splitting

The fourth Saturday will be self paced to build a few items that will include each of the techniques you learned earlier. Instructors will help guide you thru any number of possible projects. This is a good opportunity to try out all your new skills.

Who are the teachers? The instructors are all volunteers with a wide range of experience, talent, and stories. They range from just finishing the basic beginners class to 30 years experience. There is usually at least one instructor for every two students and many times we have had as many instructors as students.

Who are the students: The students come in all ages and experience. We have had 10 year olds and 70 year olds. There are always a few women in each class. Some students have never held a hammer before. Some students are skilled in other crafts, woodworking, glass, welding, and pottery and want to learn more about metal work to work it into their craft. Some students are nearing retirement and want to learn a hobby. All share an interest in learning more about blacksmithing.

Typical day: Classes start at 9 but people usually show up much earlier to get the coffee brewing, have a donut, swap stories or show off recent projects. Feel free to bring projects you are working on to show. We break for lunch. You can either bring a brown bag or go out to a local fast food restaurant.

How can I learn more about the Guild or classes? Call or email Gordon Barr 952-894-4821 - agbarr@aol.com - www.metalsmith.org

How do I join the Guild Of Metalsmiths? Send \$30 for a one year family membership to: (make checks payable to “Guild of Metalsmiths”)

The Guild of Metalsmiths
PO Box 11423
St. Paul, MN 55111

How do I sign up for the beginning blacksmith classes? We start collecting names as soon as the classes are advertised in the August Forum newsletter. The newsletter is sent out the first week of the month. Send a check made out to “Guild of Metalsmiths” for \$120 or \$105 (with book or without book) to:

Gordon Barr
11021 27th Ave
Burnsville, MN 55337

Bronze Pour III

Saturday, August 3, 1:00 pm to 4:00 pm: Pattern Making Workshop

Saturday & Sunday, August 24 & 25, 9:00 am to 4:30 pm: Mold Making

Saturday August 31. 1:00 pm to Evening: The Pour

Instructors: Marty Hicks and Don Halverson

Cost: \$120 **Class size:** 10

Location: Marty's (HIXWERX) Workshop

Participants will be given masonite and plasticine clay to create their artwork, from which a mold will be made. If you have something else that you'd like to cast we can negotiate.

Everyone is welcome to the pattern making workshop which will give you an idea of what's possible to cast. We'll look at examples and talk about ways of creating a pattern to get a successful casting. We'll also give an overview of mold making including sprue and vent systems. Mixing non-toxic, binned sand, we'll make two-part (cope and drag) molds, and cut sprues and vents. We'll be casting "Everdur"[™], a silicon bronze excellent for artwork and taking a patina. You will need to bring: eye protection, leather gloves, proper clothing, and any tools you have for working the mold.

Everyone is welcome to the pour the evening of August 31, but there is a limit of ten to cast a piece. Work will start early in the day but we'll light the furnace at 3:30 pm for an evening pour.

Send your contact information and a check for \$120 written to Marty Hicks:

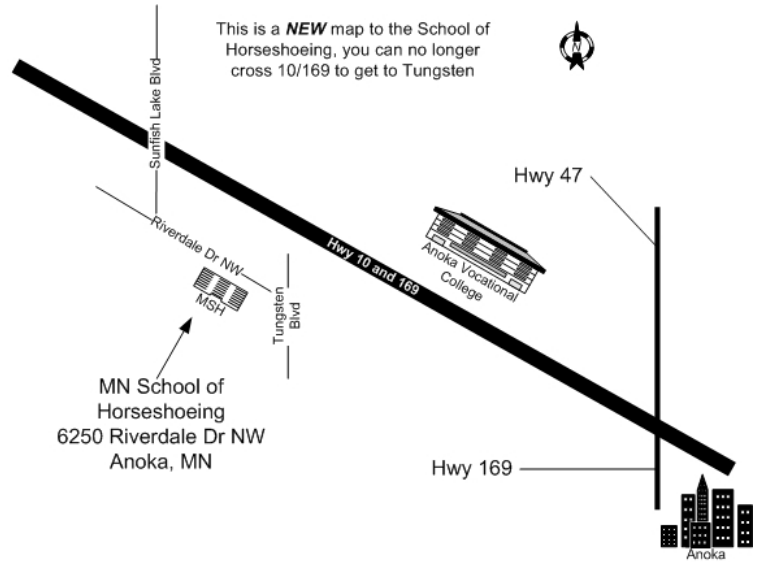
2223 Stewart Ave.

St. Paul, MN 55116

Contact Marty: marty@hixwerx.com or 651-492-0899.

Acceptance priority for the class is determined by postmark.

Map to MN School of Horseshoeing



Tunnel Mill is located 85-100 miles south of the Twin Cities in the country five miles north of Spring Valley, MN on County Road 1.

Contact for class registration:

Carol and John Adams

507-289-4189 or 507-289-5246

Email: jc-adams@msn.com;

Website: www.tunnelmillcrafts.com

Classes at Tunnel Mill for 2013

August 23, 24, 25, Weekend demonstration of making and forging Wootz Crucible Steel with Ric Furrer.

Wootz is the steel used in many of the famous Persian and Indian sword blades and research into its creation spawned the field of Microscopy in Europe. Some call it the "true Damascus".

Watch (and maybe help a bit) as Ric demonstrates the melting of the raw material in a crucible heated by a charcoal fire, making of the solid ingot and carefully forging that ingot of steel into bar. From there the audience gets to pick what the bar will become. Each step will be described and demonstrated in detail. The history, chemistry and art of this material will be told through stories, pictures and old examples. Ric promises not to put too many people to sleep with the chemistry talk.

In 2014 there will be a week long hands on class at TunnelMill. Come see what all the fuss is about.

Ric Furrer has been making a wootz for over 14 years and has traveled throughout the US, Europe and India studying old blades. He began blacksmithing under the instruction of Paul Marx in Madison, WI some 23 years ago and has since focused on ancient and medieval metalworking. In 2002 he demonstrated at the Smithsonian Institution in Washington DC and was featured on NOVA "Secrets of the Viking Sword" in 2012. His shop, Door County Forgeworks, is located in Sturgeon Bay, WI.

October 5 & 6, Tunnel Mill Fall Gathering. Watch for further news.

To see full details, color photos, and how to register, visit the Tunnel Mill website at: <http://www.tunnelmillcrafts.com>

Note: This information is provided as a service for our members. Members may submit items for sale and upcoming events that are considered relevant to our group, and they will be published as space permits. The Guild of Metalsmiths is not responsible for these items or events.

Goings on...

A calendar of TGoM events at a glance

- Education Committee meeting dates vary. Contact Martin Pansch, chair, for the next meeting.
- Program Committee meetings are the third Thursday of each month.
- All membership meetings are the second Wednesday of February, April, June, August, and October, except December for the holiday gathering. For most meetings a potluck meal begins at 6:30 pm and the business meeting begins at 7, with a demonstration or activity starting around 8 (times approximate).
- All board meetings are the second Wednesday of January, March, May, July, September, and November. Potluck meal begins at 6:30, with meeting starting at 7 pm.



Events in August, 2013

- Aug. 3, Bronze Pour III, Part I, Marty Hicks studio
- Aug. 7, 8, 9, 59th Annual Almelund Threshing Show
- Aug. 14, Guild membership meeting at Dan Pate's, Corn Feed/Hog Roast
- Aug. 16, 17, 18, Nowthen Threshing Show, Nowthen, MN
- Aug. 24 & 25, Bronze Pour III, Part II, Marty Hicks studio
- Aug. 31, Bronze Pour III, Part III, Marty Hicks studio

Events in September, 2013

- Sept. 11, Guild board meeting
- Sept. 14, Instructor Workshop, MN School of Horseshoeing
- Sept. 19-20, Pre-Conference Class with Mark Pearce, Little Log House grounds, Hastings, MN
- Sept. 20, 21, 22, TGoM Fall Conference at Little Log House grounds in Hastings, MN

Events in October, 2013

- Oct. 9, Guild membership meeting at Jackson Street Roundhouse, details TBA
- Oct. 12, Beginning Blacksmithing A1, MN School of Horseshoeing
- Oct. 19, Beginning Blacksmithing A2, MN School of Horseshoeing
- Oct. 26, Beginning Blacksmithing A3, MN School of Horseshoeing

ELECTRONIC FORUM

If you have not been receiving an email notification that The Forum is available, please verify that we have your correct email address. Contact Gordon Barr at agbarr@aol.com.

Join The Guild of Metalsmiths

Send \$30 dues to the address below. Please circle if you want to be listed in our membership directory and/or check items you don't want listed.

The Guild of Metalsmiths
PO Box 11423
St. Paul MN 55111

List Me in the directory but don't list address - phones: home - work - fax - cell - email - web page (circle items above you DO NOT want published)	Don't List Me in the Directory
---	--

Name: _____

Email address: _____

Address: _____

City, State, Zip Code: _____

Primary phone: _____ Secondary phone: _____

All memberships are family memberships. Persons of all ages, professionals and hobbyists, are invited to join. We do not sell our mailing list.



Address Service Requested

Forum deadline for September 2013: Monday, August 19, 2013

The deadline for content in The Forum is always the third Monday of the month. Please send items to **Georgia Myers**, editor, by email to: gldmyers@embarqmail.com

**The Guild of Metalsmiths on the web:
Visit our website at <http://www.metalsmith.org>**

Looking for something? **Try the search engine.** On our home page, at the top of the right sidebar, enter your query and click on “Search.”

August 2013

Your membership expires at the date & month next to your name. Please send your renewal dues to the above address.

The Guild of Metalsmiths, St. Paul, MN, publishes The GoM Forum monthly. It is intended as a tool to further our educational mission, to keep members up to date on current happenings, to publicize projects and workshops, a place for all members to express their opinions, concerns, learn more about each other—in short, to help us run our organization.

Note: Information in this publication is provided as a service for our members. Members may submit items for sale and upcoming events that are considered relevant to our group, and they will be published as space permits. The Guild of Metalsmiths is not responsible for these items or events.

Guild educational grants

There is grant money available for Guild members to study intermediate and advanced metalworking techniques.

The Guild educational grant program is designed to bring new skills into the metalworking community. Participants are given money to pay for a portion of their expenses and are expected to learn some new or poorly understood skill, and then to share what they have learned with other members and the public through an article in our quarterly magazine, “The Metalsmith.” They’re also expected to lead a workshop on the topic (or other educational service approved by the board).

Application forms are available from the president or treasurer at a regular meeting, or by sending a self-addressed, stamped envelope to:

The Guild of Metalsmiths
PO Box 11423
St. Paul MN 55111