

The Forum

August 2014



Vol. 16, No. 8

August 6 TGoM Family Corn Feed, Hog Roast

When: Wednesday, August 6 (NOTE DATE CHANGE)

Where: Dan Pate's shop on Minnesota Highway 56. See the map below. Dan's place is just three miles south of the Stanton Airport at 357 th street.

Starting time: Set up any time before noon. Dinner at 6:30. Meeting at 7, with Show & Tell thereafter. Show up early if you can because there is plenty to do.

Features: This is family night. We have had some wonderful evenings at Dan and LuAnn's park-like setting. Show and tell will be good. Do everything you can to be there.

Dan Pate does auto development and restoration. This will be the sixth time Dan and LuAnn have hosted the August meeting. This makes them some super hero team. If this announcement seems redundant; well, it just might be. Five times this meeting has been a serious treat, weather and all. We should test the odds once more.

Dan has a unique collection of ways to form metal sheets into almost anything you desire. He can demonstrate all of these and offers to take requests. Dan's equipment mix has changed again this year, so do not think that you have already seen it all. He can demonstrate shrinking and stretching of anything through 10 gage sheet steel.

Perhaps Gene Olson will demonstrate on the PullMax. He is good with it. Dan often allows members to experiment with a machine. (Your liability, you might learn to handle a machine that will shrink, stamp, fold or mutilate 10 gage steel very carefully. Someone usually demonstrates the effect of an "English Wheel" on a finger.) I'm thinking this year we might use liability release forms printed on "toe" tags to get your attention. Safety officers take note!

We will also have blacksmithing demonstrations starting late afternoon. Bring a friend to introduce to the craft. We are betting that Myron will again offer to bring a coal forge.

This meeting features a corn feed. Dick Carlson has put his heart into this for years. Some of us have humbly joined in the effort.

Cliff Larson will cook something magic. Herb plans to roast a hog. He again promises to cut back a little on the garlic and perhaps use some olive oil instead of butter for basting.

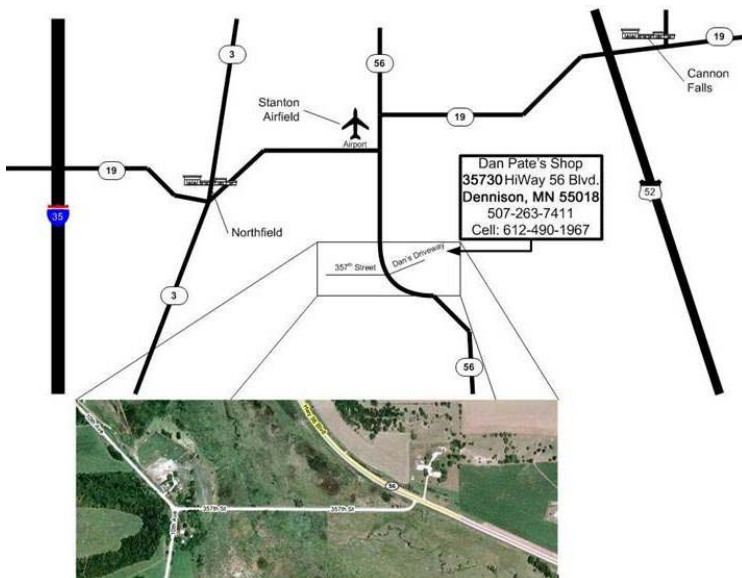
A few chickens will be prepared for those who avoid pork. Recognize the chickens will be prepared by smoking and secondary roasting in the cavity of the hog.

When planning your contribution to the potluck, please recognize that we will be a bit long on sweet corn and meat so think salads, breads, and desserts or whatever you think is special. The dessert table at Cliff's for the June celebration was fantastic. Do something like that. If you need a hint, Myron especially likes oatmeal cookies with lots of raisins.

Did I mention that we seem to have a lot of people putting significant effort into what I believe is a good time? That just might be why we call it a metalworking community. Come early and help set up, stay late and talk smart, come back on Thursday and help cleanup. This is intended to be a very family friendly and social meeting. Contact me, Herb Fick, herb@phyque.com or 507-649-1611 with your questions. And remember, we all need to be there or the food will go to waist. (I think my mother said that once).

— Herb Fick

Map to Dan Pate's park-like country setting



Thanks to Dick and Irma Carlson, the sweet corn is always perfectly prepared, hot, and amply juicy with butter.

The meat-cutting table was crowded with helpers and samplers last year. Left to right, Cliff Larsen, Jim Moenck, Al Olson, Herb Fick, Nick Heinen, and Gary Myers.

Our neighborhood of smiths

The Guild of Metalsmiths (TGoM)

All membership meetings are the second Wednesday of February, April, June, August, and October, except December 14 for this year's holiday gathering. For these meetings a potluck meal begins at 6:30 pm and the business meeting begins at 7, with a demonstration or activity starting around 8 (times approximate).

President: Martin Pansch Vice-President: Rick Wessling

blacksmithingyeti@gmail.com rgwessling@gmail.com

612-599-4762 612-875-4420

Our website is: <http://www.metalsmith.org>

UMBA

Visit <http://www.umbaonline.ning.com>

UMBA DVD-R library

125 different titles

\$5 each, \$2 shipping per order

Never return them to library - www.umbaonline.ning.com

Badger Blacksmiths meetings

Our contact information is as follows:

President: Jim Tweet

Newsletter editor: John Grump

715-557-5236

715-835-0894

jtweet01@yahoo.com

johngrump@att.net

Lake Superior Metalsmiths

Lake Superior Metalsmiths (LSM) meet the fourth Saturday of the month. Potluck at noon with meeting to follow.

Contacts are:

Charley Brown, President, CharleyRB@charter.net, 218-428-7906

Dave Hanson, Vice-President, Daveforge1@aol.com, 218-721-4572

Northern Minnesota Metalsmiths

The NMM meets the first Monday of the month at Lake Itasca Region Pioneer Farmers (LIRPF) show grounds, 1/4 mile east of the north entrance to Itasca State Park.

Contact Keith Johnson for monthly specifics at keith@greatriverforge.com. The NMM's website is www.nmmetalsmiths.org

Central Minnesota Blacksmiths (CMB)

Meet on the first Monday of each month. Potluck followed by demo. Locations are different every month so please call or write for info

President: Ken Zitur

Brian Johnson

1-320-746-2557

16777 Co Rd 75 NW

ken@kensiron.com

Clearwater MN 55367

1-320-558-6898

TGoM now accepts Paypal and most major credit cards for annual dues payment

Mike Frattalone and Darryl Ponder have worked together to add a "Buy Now" button to the "Membership" page of our main website. See: <http://www.metalsmith.org/membership/>

This means the Guild can now accept Paypal and most major credit cards, in addition to paper checks, for the payment of annual dues. This should make it more convenient for members to pay dues.

If you have questions as to when your membership expires, that information is listed as part of the membership directory found on the online web forum in the "members only" section. Follow this link to log in:

<http://www.metalsmith.org/phpbb/viewtopic.php?f=143&t=162>

New Members, July 2014

Tim Hartigan

Martin Masters, Shoreview, MN

Reid Determan, Mitchell, SD

Theresa Redfern-Hall

Micahel Prinzing, Loretto, MN

Frank Romano, St Paul, MN

Jeannine Burnett, Minneapolis, MN

Mike Mohr, Inver Grove Heights, MN

Clint Bucher

Rose Fredell, Elk River, MN

Rachel Powell, St Louis Park, MN

'Your Junk' needed for 'Found Art' at the Madness!

Yes, the Madness is only 2 1/2 months away, but this activity seems to get more popular every year. If you didn't see all the folks out there enjoying it last year, it was like a swarm of metal hungry piranha. More piranha, er, people means more materials needed.

I would encourage you to keep an extra 5 gallon bucket around the shop just for those interesting little bits that are too good to recycle. **If we start saving bits and pieces now**, there will be less of a mad dash in September to find stuff to fill the trailer.

If people have a tiny shop and can't waste space storing it between now and then, let me know. We'll figure out some place to store it and some way to get it there.

— Martin Pansch, TGoM President



The Guild of Metalsmiths is an affiliate of **ABANA: Artist Blacksmiths Association of North America**

The ABANA 2014 Conference will held at the Delaware State Fairgrounds in Harrington, Delaware August 13-16, 2014

Registration Fees:

ABANA Members - \$225; Non-Members - \$275

Family Members - \$40 each for Spouse, and Children 12- 17, Children Under 12 Free

Day Passes - \$100 - Good for Thursday, Friday, or Saturday Available at the Gate

Follow this link to the ABANA website for full details:

<http://www.abana.org/Conferences/2014/Conference.shtml>

Update your 'Guild gear'!

The Guild has opened a "store" on Café Press, a website where we set up our logo to be printed on shirts, mugs, glasses, and other goods for purchase. It allows us to make Guild merchandise available to the membership without the major outlay of cash and volunteer effort needed to sell them in a more traditional way.

The Guild gets a small amount of money on each item, but mostly it is a way to make items readily available. Items you can order range from multiple shirt styles and mugs all the way to field bags, water bottles, and even pajamas! Here's the link to the online store:

<http://www.cafepress.com/TheGuildofMetalsmiths>



The Madness is coming!

On the weekend of Sept. 19, 20, & 21, 2014, The Guild of Metalsmiths proudly presents our 37th annual Fall Conference, The Madness! Our familiar location is once again the Little Log House Antique Power Show grounds near Hastings, MN. Plan to attend all three days. Two nationally known metalsmiths, Gordon Williams from Camp Verde, AZ, and Ernie Dorrill III, from Canton, MS will share their talents and knowledge during demonstrations on Saturday and Sunday. Welcome them and spend some time discussing your own talents with them.

Gordon will be teaching a pre-conference workshop on September 18 & 19 at the Little Log House grounds. Students will create a wine cellar stool or drinking chair. The stool will have 4 legs with a grape vine decorated cross support. See page 4 for registration details.

To register for the Fall Conference, fill out the form included in the conference brochure that was mailed to members in July, or go to our website and download a brochure: <http://www.metalsmith.org/wp-content/uploads/2014/07/confbrochure2014.pdf>.

To help make the conference a family-oriented event, Sheri Stanaitis has championed the family activities that will be going on simultaneously with demonstrations by our demonstrators. See page 5 for full details.

Bring an example of your work to exhibit in the Gallery. This is one of the highlights of the conference. Everyone loves to look. Feel free to bring previously displayed items to show our new members. Gallery items will be registered in and out.

Tailgating is encouraged! We request a donation to the Saturday night auction.

The Guild of Metalsmiths is fortunate to be able to hold the Conference in such charming surroundings. We extend our gratitude to Steve and Sylvia Bauer for the opportunity to hold our event at this location. Thank you!

TGOM Registration

Conference: \$35.00 per family
One Day Only: \$20.00 per family
Meal Ticket: \$43.00 per person
Note: Partial meal plans are available, rather than buying the entire four-meal ticket. The breakdown is:

- Saturday lunch \$9
- Saturday dinner \$17
- Sunday breakfast \$8
- Sunday lunch \$9

Meal ticket orders due by Sept. 1, 2014

For further information or to volunteer, call:

Martin Pansch: **612-599-4762**,

blacksmithingyeti@gmail.com

Mike Frattalone: **651-452-7740**

icemanfratt@aol.com

Mail registration and checks to:

THE GUILD OF
METALSMITHS

PO BOX 11423,

ST. PAUL, MINNESOTA 55111

At the **Gordon Williams Blacksmith School** in Camp Verde, Arizona, there is a wide variety of classes at both the Pieh Tool "Bill Pieh Resource for Metalwork", and at their own production smithy, Victory Forge. Classes can range from a 4-hour introduction to blacksmithing, to 6-day classes that offer advanced techniques such as forge welding, heat treating, tempering and metal finishing.

Gordon has had a production shop, and now has the two schools. A new shop will open soon at Zion National Park. "Teaching is my love."




Gordon Williams

<https://www.facebook.com/gwblacksmithschool/info>

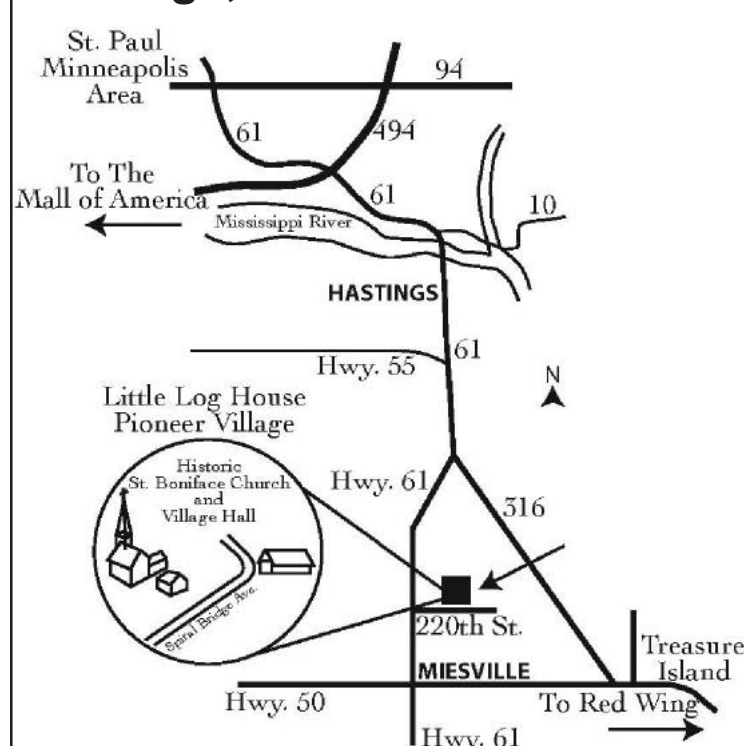
Ernie Dorrill III has been blacksmithing since 1992 and has focused his efforts on European motifs, especially Gothic and Renaissance. The use of hand tools with over a thousand years of history behind them for chasing, repousse' and piercing, much of which is in combination, along with layered effects produced visually rich intricate patterns.

Ernie does this work as a mental and physical challenge. He said, "My goal is to inspire others to push themselves past their perceived limits of the possible to the impossible."



Ernie E. Dorrill III

Map to Little Log House, Hastings, MN



Six miles south of Hastings on Highway 61. Turn East on 220th street. One mile to Little Log House Antique Power Show grounds. Look for the anvil sign!!!

Auction

PLEASE BRING ITEMS FOR THE AUCTION!!!

As is our tradition, we again will hold a live auction on Saturday evening. Please bring items that you have made or things that have fallen from your favor and are destined to become another's treasure. Please remember that at this auction, we garner most of our operating capital, so be generous. During the day on Saturday, our silent auction will be held. The silent auction will be oriented mainly toward older tools and materials.

Pre-Conference Class: Wine Cellar Stool or Drinking Chair

When: 9 – 5 on Thursday and Friday, September 18 and 19

Where: Little Log House Antique Power Show Grounds near Hastings (map page 3)

Class size: limit 16 students

Cost: \$140

Class Difficulty: Intermediate to advanced

Instructor: Gordon Williams, demonstrator for this year's Fall Conference

Class description: The project for the pre-conference class by Gordon Williams will be a wine cellar stool or drinking chair. The stool will have 4 legs with a grape vine decorated cross support. The seat will be a wood plank. Pick a size when registering for the class.

Length 18" – 24"

Depth 18" – 24"

If you have a specific location planned and need a different size let me know and we should be able to accommodate. I will be picking up the seats at a local lumber yard. If you have a specific seat in mind and have the stock – bring it with.

What to bring: Personal tools (can be done as a team of 2): Gas forge, your own propane, anvil, hammers – cross peen, rounding 2x, large ball peen, vise, 3/4" sot punch, 3/4" square drift, 1" turning / bending wrench, angle grinder – flap disk and wire wheel, hot rasp, C clamps, vise grips, rat tail file, stump for shaping leaves, tongs to fit 3/8" x 1", 1/4" x 3/4", 3/8" round, 1/4" round, scrolling tongs, and any other favorite tools.

Group tools: 4 torch sets and a hand drill with drill index.

A layout table, 1 welder and treadle hammer - Gavins will be bringing one of each, but additional layout tables and treadle hammers with a 1" hardie hole would be nice.



Nearly finished bench

Champion: Jesse Gavin 1-715-808-5891

Send check for \$140 payable to "Guild of Metalsmiths" to:

Jesse Gavin

N8214 330th street

Spring Valley WI 54767



Bench detail.

Bronze Casting, Pattern, and Mold Making

Saturday, Sept. 6, 1:00 pm to 4:00 pm: Pattern Making Workshop.

Saturday & Sunday, Sept. 27 & 28, 9:00 am to 4:30 pm: Mold Making.

Saturday Oct. 4. 1:00 pm - Evening: The Pour.

Instructors: Marty Hicks and Crew

Cost: \$120

Class size: 12

Location: Marty's (HIXWERX) Workshop

Participants will be given masonite and plasticine clay to create artwork, from which a mold will be made. **If you have something else that you'd like to cast we can negotiate.**

Everyone is welcome to the pattern making workshop which will give you an idea of what's possible to cast. We'll look at examples and talk about ways of creating a pattern to get a successful casting. We'll also give an overview of mold making including sprue and vent systems.

Mixing non-toxic, binded sand, we'll make two-part (cope and drag) molds, and cut sprues and vents. We'll be casting "Everdur"TM, a silicon bronze excellent for artwork and taking a patina. You will need to bring: **eye protection, leather gloves, proper clothing, and any tools you have for working the mold.**

Everyone is welcome to the pour Oct. 4th but there is a limit of twelve to cast a piece.

Important: Guild members have 1st dibs on taking this workshop. However, if slots are still open Sept. 27, the workshop will be open to the public. Sign up and get your money in early!

Send your contact information and a check for \$120 made out to Marty Hicks:

Marty Hicks

2223 Stewart Ave.

St. Paul, MN 55116

Contact Marty:

marty@hixwerx.com

651-492-0899

Acceptance priority for the class is determined by postmark.



Madness Competition/ Challenge: Meat Forks!

It's time to get thinking/working. The Madness is only 1 ½ months away. The Madness competition of "Meat Forks" is coming up all too quickly. Large or small, made of metal and able to hold a piece of meat (from a Vienna sausage to a large roast) is all that is required.

I'm pretty sure I've got mine all figured out. Now to make it. Judging rules the same as last year when we featured bottle openers (highest bid wins). All entries to be auctioned off. How else could they be scored? Any Guild member can join in the fun. You can even join just so you can enter.

Work, Plan, Scheme, show your stuff.

Have Fun, Derrick Phillips

Demo opportunities for the rest of the summer...

Almelund Threshing Show:

The Almelund Threshing show is coming up soon: August 8, 9 and 10. Members of TGOM have manned their shop for quite a few years, so this presents a good opportunity to get some forging time in, share your craft with the public, and rub elbows with other members of the Guild. Jim Moenck has volunteered to take the lead on manning the smithy for those three days. The shop is open from 9:00 to 5:00 each day. Several people have already offered to help out, but we could use a few more. If you can, and want to work any of those days, please contact Jim at 715-483-5054 or email him at jrmoenck@yahoo.com. Jim has heard the food on the grounds during the show is excellent, and the flea market is above average.

Nowthen Threshing Show:

The Guild of Metalsmiths is again demonstrating at the Nowthen Threshing Show on August 15, 16 and 17, 2014, Friday, Saturday and Sunday. All members are invited to demonstrate, experienced or inexperienced. Come to the August Guild meeting to sign up for the day(s) you wish to demonstrate and receive a free pass to enter the show grounds. Remember, the date of the next Guild meeting is changed to August 6, the first Wednesday of August. Can't come to the meeting? Email me at bfredell@msn.com, or call at 763-389-5119, and I will mail you a pass.

Butterfield Threshermen's Steam & Gas Engine Show

August 15, 16, & 17 at Butterfield, MN. Contact Arden Hanson (casting) at 507-279-0443 or Larry Wasmund (smithing) at 651-322-6626

Rice County Steam & Gas Engine Show

August 29, 30, & 31 at Dundas MN. Contact Myron Hanson at 507-362-4653.

The Landing

August 30-Sept 1 at Shakopee, MN. Open most weekends for blacksmithing demos from April to September. Contact Martin Pansch at 612-599-4762 or blacksmithingyeti@gmail.com

Lamberton Hot Iron Show

Sept. 5 & 6 at Lamberton, MN Contact Bob Brown at Bbrown474@msn.com or 651-457-0086

2014 Fall Conference Family Activities

Please join us for the family activities at the fall conference.

We have designed a group of special activities to give the spouses and children of the metalsmiths something fun and educational to do while those folks are watching the demonstrators. I hope these activities help make the conference a family oriented gathering.

Some of these activities are repeats because they are such long time favorites. But we also try to add something new each year for fun. Take a look through the list below and select the activity that interests you.

Need more info?

Contact me, Sheri Stanaitis

2476 10th Ave. W

Baldwin, WI 54002 715-698-2895

spaco@baldwin-telecom.net

Tin Repoussé (Altoid)

Jim & Will Brezinski will lead this (free) hands-on workshop in making your design on the lid of an Altoid Tin. This usually is an ongoing activity, with instructors popping in and out as needed.

We will need volunteer teachers for 1 or 2 hour times to make this a success and allow others to see the demonstrators.

Broom Making Class

Making a decorative broom to use by a fireplace or to hang as a decoration. 1PM Sat.

Mark Jackson (612-730-6246) \$20 material fee.

He supplies all the materials and brings plenty of the special tooling that is needed for this craft.

Mark will be teaching only one class beginning at 1PM on Saturday so that he can see the rest of the conference.

Magnetic art

Design and build Magnetic/Ferrous creations (Blacksmith "Legos"?). We have a nice set of magnets and steel components that allow the artist to design and make almost anything. It's free and ongoing. This will be set up on a table near the gallery-show us your talent.

Painting Faces on Pumpkins

Lisa Olson. Cost is \$10 All materials, including pumpkin will be supplied, 9AM Sunday Lisa is excited about this activity. She wants it to be fun. You will take your pumpkin home with you.



Found Art

The hay wagon out back is always loaded with metal shapes just waiting for the "found art artist" in you to appear and put it all together!!! You find the parts and do the designing.

Then Herb Fick and company will weld whatever you find on the trailer into your art creation. Open to all ages. Free! All day Sat. This activity is a favorite. Come and create something wonderful.

All in all, I think we will all have a great time, as we always do!. See you there..

— Sheri Stanaitis

Beginners Blacksmithing Classes - 2014 / 2015

When: Classes are held on four Saturdays from 9 – 4. Three sets of classes are held this Fall, Winter and Spring. All three sets of classes teach the same information. You can choose the A, B or C set of classes.

<u>A Class</u>	<u>B Class</u>	<u>C Class</u>
Oct. 11	Jan 3	Feb 7
Oct 18	Jan 10	Feb 21
Oct. 25	Jan 17	Mar 7
Nov. 1	Jan 24	Mar 21

Cost: Total cost for the class is \$120. First, you must be a member. If you are not, you can join for \$30 per year. The workbook/study guide is \$15 and the 4 classes are \$105. This covers everything you need: the facility, coal, and metal.

Where: The classes are held at the Minnesota School of Horseshoeing, 6250 Riverdale Dr NW, just off Hwy 10 in Anoka near the Anoka Vocational College.

Why take the beginners basic classes? The beginners basic classes are designed to give everyone the same understanding of the basics, techniques and terminology. The basic classes are required before taking any of the many other classes the Guild offers. This enables those classes to concentrate on advanced techniques without having to spend time on basic concepts.

What you need to bring? Eye, ear and skin protection. This includes safety glasses, ear muff or plugs and suitable clothing which includes hard shoes, cotton or leather. Synthetic and polyester clothing will burn and melt. Sparks and brushes against hot metal do occur.

Tools: Bring your favorite hammer. A small 1 to 2 pound ball peen hammer would work. We have various hammers for you to try and get a feel for what is comfortable. We have all the punches, chisels and tools you will use, but feel free to bring your own if you have them.

What you will learn: The first 3 Saturdays you will learn the basic techniques, including:

Safety	Forging Dynamics	Hammer Techniques	Fire Building
Drawing out	Upsetting	Punching	Bending
Twisting	Heat Treating	Scrolling	Splitting

The fourth Saturday will be self paced to build a few items that will include each of the techniques you learned earlier. Instructors will help guide you thru any number of possible projects. This is a good opportunity to try out all your new skills.

Who are the teachers? The instructors are all volunteers with a wide range of experience, talent, and stories. They range from just finishing the basic beginners class to 30 years experience. There is usually at least one instructor for every two students and many times we have had as many instructors as students.

Who are the students: The students come in all ages and experience. We have had 10 year olds and 70 year olds. There are always a few women in each class. Some students have never held a hammer before. Some students are skilled in other crafts, woodworking, glass, welding, and pottery and want to learn more about metal work to work it into their craft. Some students are nearing retirement and want to learn a hobby. All share an interest in learning more about blacksmithing.

Typical day: Classes start at 9 but people usually show up much earlier to get the coffee brewing, have a donut, swap stories or show off recent projects. Feel free to bring projects you are working on to show. We break for lunch. You can either bring a brown bag or go out to a local fast food restaurant.

How can I learn more about the Guild or classes? Call or email Gordon Barr 952-894-4821 - agbarr@aol.com - www.metalsmith.org

How do I join the Guild Of Metalsmiths? Send \$30 for a one-year family membership to: (make checks payable to "Guild of Metalsmiths")

The Guild of Metalsmiths
PO Box 11423
St. Paul, MN 55111

How do I sign up for the beginning blacksmith classes? We start collecting names as soon as the classes are advertised in the August Forum newsletter. The newsletter is sent out the first week of the month. Send a check made out to "Guild of Metalsmiths" for \$120 or \$105 (with book or without book) to:

Gordon Barr
11021 27th Ave
Burnsville, MN 55337

Classes at Tunnel Mill for 2014

August 22, 23, 24: Making Damascus (layered steel), Ric Furrer, Door County metalsmith

We have invited master metalsmith and sword smith Ric Furrer to come to Tunnel Mill to help us create the damascus steel of the early eastern world. Recently Ric did a Nova presentation "-Recreating the Viking Sword".

For those of you who have some blacksmithing experience and want to do hands-on, let's do it. For those who would rather audit this class, we have a place for you too. We will be making steel Friday and Saturday.. Later Saturday, (Saturday evening) and on Sunday, we will continue by making tools from our steel. With the steel you have made you can make a tool of your choice, (send blue prints to us prior to class) a chisel, gouge, or cutting edge tool. In addition to the class we will be working on the \$500# Little Giant Hammer. We will use it to forge and weld a heavy damascus billet..

Class cost: 3 day hands-on workshop: \$300.00, or Audit the workshop: \$100.00

For more information www.tunnelmillcrafts.com, jc-adams@msn.com or 507-289-4189.

Check out Ric Furrer at <http://www.doorcountyforgeworks.com/> Watch the video at <http://www.youtube.com/user/RicFurrer>

Oct. 3, 4, & 5: Tunnel Mill Fall Gathering

Oct. 17, 18, 19: Hand-Forged Coffee Mill, Tom Latane'

Three sessions of instruction covering the construction of a coffee mill similar to the one the Patient Order of Meticulous Metalsmiths made at the 2014 ABANA conference. Check website calendar for details: <http://www.tunnelmillcrafts.com/Calendar/Calendar.htm>

Goings on...

A calendar of TGoM events at a glance

- All membership meetings are the second Wednesday of February, April, June, August, and October, except December 14 for this year's holiday gathering. For these meetings a potluck meal begins at 6:30 pm and the business meeting begins at 7, with a demonstration or activity starting around 8 (times approximate).
- Education Committee meeting dates vary. Contact Larry Wasmund, chair, for the next meeting.
- Program Committee meetings are the third Thursday of each month. Marty Hicks is chair.
- All board meetings are the second Wednesday of January, March, May, July, September, and November. Potluck meal begins at 6:30, with meeting starting at 7 pm.



Events in August, 2014

- Aug. 6, Membership meeting (corn feed), Dan Pate's farm
- Aug 1-3, Scott/Carver Threshing Show, Contact Jerry Felton
- Aug 8-10, Almelund Threshing Show. Contact Jim Moenck.
- Aug 13-16, ABANA Conference, Harrington, DE
- Aug 15-17, Nowthen Show, Contact Bob Fredell
- Aug 15-17, Butterfield Show, Contact Larry Wasmund
- Aug 29-31, Rice County Show, Contact Myron Hanson
- Aug 30-Sept 1, The Landing, Contact Martin Pansch

Events in September, 2014

- Sept. 6, Bronze Pattern Making Workshop, Hixwerx Studio
- Sept. 10, Guild board meeting
- Sept. 5 & 6, Lamberton Hot Iron Days, Lamberton, MN. Contact Bob Brown
- Sept. 13 & 14, Laura Ingalls Wilder Days, Pepin, WI.
- Sept. 18 & 19, Pre-Conference Class with Gordon Williams, Little Log House, Hastings, MN
- Sept. 19, 20, 21, TGoM Fall Conference, Little Log House, Hastings, MN
- Sept. 27 & 28, Bronze Mold Making Workshop, Hixwerx Studio

Events in October, 2014

- Oct. 3, 4, & 5, Tunnel Mill Fall Gathering, near Spring Valley MN
- Oct. 4, Bronze Pour, Hixwerx Studio
- Oct. 11, Beginning Blacksmithing A-1, MN School of Horseshoeing
- Oct. 15, Membership meeting, details TBA
- Oct. 18, Beginning Blacksmithing A-2, MN School of Horseshoeing
- Oct. 25, Beginning Blacksmithing A-3, MN School of Horseshoeing

Join The Guild of Metalsmiths

Send \$30 dues to the address below. Please circle if you want to be listed in our membership directory and/or check items you don't want listed.

The Guild of Metalsmiths
PO Box 11423
St. Paul MN 55111

List Me
in the directory
but don't list

Don't List Me
in the Directory

address - phones: home - work - fax - cell - email - web page
(circle items above you DO NOT want published)

Name: _____

Email address: _____

Address: _____

City, State, Zip Code: _____

Primary phone: _____ Secondary phone: _____

All memberships are family memberships. Persons of all ages, professionals and hobbyists, are invited to join. We do not sell our mailing list.

ELECTRONIC FORUM

If you have not been receiving an email notification that The Forum is available, please verify that we have your correct email address. Contact Gordon Barr at agbarr@aol.com.



Address Service Requested

Forum deadline for September, 2014: Monday, August 18, 2014

The deadline for content in The Forum is always the third Monday of the month. Please send items to **Georgia Myers**, editor, by email to: gldmyers@embarqmail.com

The Guild of Metalsmiths on the web
Visit our website at <http://www.metalsmith.org>

Looking for something? Try the search engine. On our home page, at the top of the right sidebar, enter your query and click on "Search."

August 2014

Your membership expires at the date & month next to your name. Please send your renewal dues to the above address.

The Guild of Metalsmiths, St. Paul, MN, publishes The GoM Forum monthly. It is intended as a tool to further our educational mission, to keep members up to date on current happenings, to publicize projects and workshops, a place for all members to express their opinions, concerns, learn more about each other—in short, to help us run our organization.

Information in this publication is provided as a service for our members. Members may submit items for sale and upcoming events that are considered relevant to our group, and they will be published as space permits. The Guild of Metalsmiths is not responsible for these items or events.

Guild educational grants

There is grant money available for Guild members to study intermediate and advanced metalworking techniques.

The Guild educational grant program is designed to bring new skills into the metalworking community. Participants are given money to pay for a portion of their expenses and are expected to learn some new or poorly understood skill, and then to share what they have learned with other members and the public through an article in our quarterly magazine, "The Metalsmith." They're also expected to lead a workshop on the topic (or other educational service approved by the board).

Application forms are available from the president or treasurer at a regular meeting, or by sending a self-addressed, stamped envelope to:

The Guild of Metalsmiths
PO Box 11423
St. Paul MN 55111