

The Forum

September 2013



Vol. 15, No. 9

*The Officers and Board of Directors of
The Guild of Metalsmiths
cordially invite you to submit items for
display at the
2013 Guild of Metalsmiths' Fall Conference
art gallery and
respectfully request you to submit
a hand crafted item to
The Live Auction
to be held at the conference.
Additionally,
we wish to remind you that
hand crafted items
hold the greatest admiration at this
important money raising event.
May we suggest that you begin now to de-
sign and make your item.
Thank you!*

The Guild of Metalsmiths 36th Annual Fall Conference

Just around the corner: Our 36th annual Fall Conference to be held at the Little Log House Antique Power Show grounds just south of Hastings, Minnesota from September 20 through September 22, 2012. See map on page 3. Our conference will offer educational opportunities, family activities, and both live and silent auction items. Remember the tailgating section too.

The official conference brochure has been mailed. We have contracted with two well-known names in metalsmithing to demonstrate their abilities at our conference. They are Mark Pearce and Clay Spencer. See short biographies below.

There will be tailgating opportunities, a live auction, a silent auction, and a Friday night wine and cheese opening of the members' work on display in our gallery.

Camping with electricity and showers is available on the grounds and a list of local motels can be found in the brochure.

Contact the following if you have questions. The brochure contains full details on this year's "MADNESS!"

Mike Frattalone
651-452-7740
icemanfratt@aol.com

Al Olson
651-683-0906
alan_olson@hotmail.com

The prez also sez:

Bring stock you want to offload for the silent auction and/or materials to throw in the found art trailer too. Heck, if you know a business that will make donations of any of these afore-mentioned categories, we can get them a tax donation slip, as we are a 501C3 nonprofit.

The Madness is almost here!

Coming soon...

October's joint membership meeting with MNWWG

Just a note about the October 9 joint meeting at the Jackson Street Round House with the MN Wood Workers Guild. Looks like we'll have multiple demonstrations set up, with Martin Pansch having a go with some simple chest hardware, probably having staged parts for expediency. Also, Bob Brown will man a coal forge and crank out nails for a while. Maybe Bob could also field simple requests from the audience that could be accomplished with 1/4", 3/8" stock.

People could also bring items and merely display them, not having to give an explanation. Especially the demonstrators, displaying a variety of their work, or any work, in front of them at their forging station.

And, Paul Widenhoefer will stage parts for a small carving knife including heat treating, using a small propane forge.

Your Show and Tell will also be a big aspect of the meeting. It's certainly not mandatory that your item(s) be woodworking-related. Show and Tell is still Show and Tell. I just thought items with a woodworking bent might find more appreciation in our hosting this joint meeting with the MNWWG. They too are welcome to bring items. If we get overwhelmed with items, maybe we'll have to put limits on the "Telling" part so as not to hijack everyone's evening. We may very well be having demo's and Show and Tell going on at the same time in different areas.

For your benefit and theirs, I suspect that the demonstrators will get up and running prior to 6:30 pm potluck time, so it may be useful for you to arrive early if at all possible.

— Al Olson, TGoM President

'Guild gear' is here!

Have you found your wardrobe woefully bereft of hammer or anvil-themed shirts? Have you been sipping a mug of your favorite French Roast coffee and thought, "You know, this would taste a lot better if my mug had the logo of my favorite metalworking 501C3 organization?" Well, friends, now you can do something about it.

The Guild has opened a "store" on Café Press, a website where you can set up your logo to be printed on shirts, mugs, glasses, and other goods for purchase. It allows us to make Guild merchandise available to the membership without the major outlay of cash and volunteer effort needed to sell them in a more traditional way. The Guild gets a small amount of money on each item, but mostly it is a way to make things readily available. There are currently two images available. One is our tried and true Guild logo with an improved, slightly rounded peen. The other is an anvil-in-an-anvil (double anvil) design made and donated by Chris Rand. Going forward, if people come up with additional original designs they would like to see available, it will be easy to add to the store. Here's the link to the online store:

<http://www.cafepress.com/TheGuildofMetalsmiths>



Our neighborhood of smiths

UMBA

Visit <http://www.umbaonline.ning.com>

UMBA DVD-R library

125 different titles

\$5 each, \$2 shipping per order

Never return them to library - www.umbaonline.ning.com

Badger Blacksmiths meetings

Our contact information is as follows:

President: Jim Tweet
715-557-5236

jtweet01@yahoo.com

Newsletter editor: John Grump
715-835-0894

johngrump@att.net

Lake Superior Metalsmiths

Lake Superior Metalsmiths (LSM) meet the fourth Saturday of the month. Potluck at noon with meeting to follow.

Contacts are:

Charley Brown, President, CharleyRB@charter.net, 218-428-7906

Dave Hanson, Vice-President, Daveforge1@aol.com, 218-721-4572

Northern Minnesota Metalsmiths

The NMM meetings are the first Monday of the month, often, but not always, at Keith Johnson's shop in Bemidji. Contact Keith for monthly specifics at keith@greatriverforge.com. The Northern Minn. Metalsmith's website is www.nmmetalsmiths.org

Central Minnesota Blacksmiths (CMB)

Meet on the first Monday of each month. Potluck followed by demo. Locations are different every month so please call or write for info. Contacts are:

President: Ken Zitur
1-320-746-2557

ken@kensiron.com

Brian Johnson
16777 Co Rd 75 NW
Clearwater MN 55367
1-320-558-6898

New Members, September 2013

Sam Corgard

Nathan Fidelman, Brooklyn Park, MN

Anton Barthel, Coon Rapids, MN

Paul Barthel, Coon Rapids, MN

Matt Olson, Ramsey, MN

Della Fleeman, Grand Marais, MN

Marc Trius, Minneapolis, MN

William Frische, Apple Valley, MN

David Wunderlich, Arden Hills, MN

James Otero, Eagan, Mn

Mike Moleski, Crystal, MN

Adam Voorhees, Apple Valley, Mn

Thor Kolstad, Cambridge, MN

Aaron Price, Minneapolis, MN

Jordan Paulus, Plymouth, MN

Arden Hanson, Sherburn, MN

Buffalo Forge Blower For Sale:

I have an old cast iron hand crank forge blower for sale. It's in good operating condition and someone can have it for \$50. I live near Moose Lake, MN. My number is 218-485-4254. I prefer a telephone call over an email. Joel Nopola

For Sale:

Miller 150 amp Econotig. Complete package includes: tig torch, stick welding leads, flowmeter, and remote controller. Just add a bottle of shielding gas and stick electrodes, and you're ready to weld aluminum, carbon steel, or stainless steel.

Al Lindhom, 715-483-9540, or kasie@centurytel.net.

TGoM can now accept Paypal, most major credit cards for annual dues payment

Mike Frattalone and Darryl Ponder have worked together to add a "Buy Now" button to the "Membership" page of our main website. See: <http://www.metalsmith.org/membership/>

This means the Guild can now accept Paypal and most major credit cards, in addition to paper checks, for the payment of annual dues. This should make it more convenient for members to pay dues. If you have questions as to when your membership expires, that information is listed as part of the membership directory found on the online "members only" Bellows email reflector.

Japanese swordsmith to visit U of M in November

Taro Asano, a Japanese swordsmith from Hasima, will visit the Art Department at the U of MN during the week of November 3-8. He will participate in the building of a traditional Kodai clay tatara and smelting Magnetite iron ore on Wednesday, November 6. The smelt will be in the courtyard of the East Building, Regis Center for Art from 7 AM - 6 PM

Taro will then make a presentation on Thursday, November 7 at 7 PM in the Influx Auditorium, East Building of the Regis Center for Art, 405 21st Avenue South, West Bank campus U of MN Minneapolis, MN 55455. The presentation is free and open to the public. He is bringing several katanas with him. His English is good, and he will be accompanied by Allen Rozen, a smith from Toronto, who has been arranging Taro's workshops in Canada and the US. Wayne E. Potratz, Professor and Scholar of the College 612-625-0021 <http://www.ironwain.com>

The GoM Forum

Bottle Opener CONTEST!



Bottle openers by
Bob Brown and
Hans Early-Nelson

As part of this year's Fall Conference, the Guild will be holding a Bottle Opener Contest open to all Guild members! Hand forged, cast, or fabricated metal openers will compete for \$200 in prize money. The prize money will be split three ways, first prize receiving \$100. Let's see your traditional or creative openers. All entries will be donated to the Guild auction Saturday night at the conference.

Rules for Bottle Opener Contest

- 1st prize \$100 for entry with highest bid
- 2nd prize \$60 for entry with 2nd highest bid
- 3rd prize \$40 for entry with 3rd highest bid

- ◆ Contest open to all Guild members
- ◆ All entries capable of opening a bottle of beer (not twist-off)
- ◆ All entries donated to Saturday Night Auction
- ◆ All entries made of metal

Fall Conference Family Activities

Contact for family activities is: Sheri Stanaitis, 2476 10th Ave. W, Baldwin, WI 54002 715-698-2895. Please call Sheri to register.

Non Ferrous Jewelry (rings)

Demonstrated by Asa Pearson. Saturday only. Begins 9 AM.

Tin Repoussé (Altoid)

Jim & Will Brazinski will lead this free hands-on in making your mark on the lid of an Altoid Tin.

Broom Making Class

Make a decorative broom to use by a fireplace or to hang as a decoration. 9AM Sat.

Mark Jackson (612-730-6246) \$15 material fee.

Magnetic art

Corky Kittelson & Jesse Gavin (free) Design your own creations.

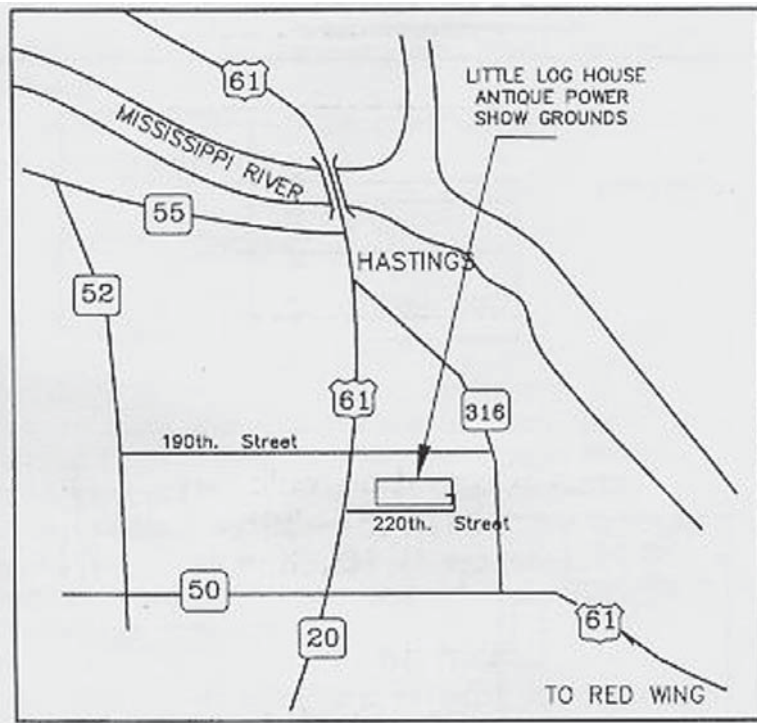
Peg Looms

Lynette Richert (507-438-6038) \$22 bring scissors and fabric. 9AM Sat.

Found Art

Herb Fick and company will weld whatever you find on the trailer into art! Open to all ages. Free! All day Sat.

* Volunteers are needed to help set-up, clean up, and assist with the family activities. Contact Al Olson to volunteer. Thank you!



Fall Conference demonstrators Clay Spencer

Clay was raised on a farm in North Alabama where his grandfather did some farm blacksmithing. Before retiring from Marshall Space Flight Center as an engineer on the Shuttle Program, Clay started blacksmithing with Jim Batson and took many classes at John C. Campbell Folk School.

He modified the design of ABANA's treadle hammer, making it more useful and able to hold tools in the hammer and anvil and in 1998 designed the Inline or roller blade treadle hammer. Clay teaches classes, leads workshops and demonstrates blacksmithing all over the US.

Clay was active in the Alabama Forge Council as Forgemaster, Conference Chairman and served as writer and Editor of "The Bituminous Bits" for 10 years. He served on the ABANA Board for several years and received the Alex Bealer Award (ABANA's highest award) and Life Membership in ABANA in 1997.

Mark Pearce

Mark started blacksmithing in August of 1983, attended Hereford Technical College for general smithing and then went on to Salisbury COSIRA College for wrought iron smiths. Most of Mark's work in England was traditional restoration blacksmithing involving forge welding, riveting and upsetting to repair or duplicate components on church gates, cathedral railings, which included work at the Sandringham Estate for the Royal family.

In 1993 Mark was recruited to play American football in the CFL, Calgary, Canada. After 5 years of this "trade" he decided to retire from the game and set up a blacksmith shop in Calgary.

Since 1997 Mark has operated a successful blacksmith shop (Mystic Forge.) 4 full time smiths, all originating from Europe, servicing the needs of high-end clients and the general public as well.

Mark Pearce's Pre-Conference Candelabra Class

Dates: Thursday and Friday, September 19 & 20, 2013, Start time 9:00am
Fee: \$170 per student Max students:15
Location: Little Log House Antique Power Show grounds, Hastings MN (map below)

This fall's pre-conference class features Mark Pearce leading participants through making a highly decorative candelabra. Mark Pearce has been a professional blacksmith since 1983. He served an apprenticeship and attended several blacksmithing schools in England. The bulk of his work in England was on the restoration of historic wrought iron gates and railing of cathedrals and an estate for the Royal family. Examples of some of his exquisite work can be seen here: <http://www.mysticforge.ca/html/gallery.html>

If you have been yearning for a project that is more complex in scope and requires multiple components forged to size and fitted together, but would like the safety net of having a subject matter expert on hand to help you through any "learning moments," then this class is for you. Even if you have made a few similar projects before you are sure to benefit from Mark's decades of experience turning out top of the line architectural iron work.

This class will give participants a chance to work on a number of traditional design features under the watchful eye of a skilled professional blacksmith. The candelabra will incorporate penny scrolls, taper scrolls, blow overleaf scrolls, hot collaring, riveting, mortise and tenons, as well as a tapered, twisted shaft and a raised flat bar for a base.

There is no firm pre-requisite level for this class, Mark says any skill level is welcome as long as they have used a hammer and tongs before. Processes will include forging to dimension, scrolling, chiseling, punching, forge welding and others.

Tools and Equipment or other items participants are to bring to the class. Students will need to bring their own coal forge and anvil for this class. If you either aren't able to move your forge yourself or you don't have a coal forge let us know and we will see what we can arrange. Additionally students should bring: forge tools (rake, shovel, etc); 5 gallons buckets for coal and a slack tub, an ash pail, hammer, tongs, wire brush, flux, twisting wrench, chisels and punches. We'll bring the coal.

Safety Equipment – safety glasses & ear plugs are mandatory. Other safety equipment may include: gloves, leather apron, cotton clothing, leather shoes.

Other Equipment: If you only have an electric blower on your forge you will want to bring an extension cord or two to make sure you can reach an outlet.


Special Instructions: 9AM is when the class will be starting. Please factor in how much time it is going to take to download and set up your equipment when planning your departure and arrival times. Equipment can be set up the evening before. Camping onsite is available at the same rates as for conference.

Lunch Arrangements: Students will need to bring their own lunch. A grill will be brought for those who wish to use it.

To register for this pre-conference class, send your contact info and a check for \$170 made out to The Guild of Metalsmiths to:

Martin Pansch
8750 Yale Avenue
Young America, MN 55397

Contact Martin with questions at: (612) 599-4762 or blacksmithingyeti@gmail.com



A Letter To TGoM Members...

To all current and prospective instructors:

The Education Committee requests your presence at The 2013 Beginners Class Instructor Workshop on Saturday, September 14, 2013 at the Minnesota School of Horseshoeing. You are discuss the curriculum we used for last year's classes and the projects we created. We will do a short recap on how the three groups went.

The Guild's classes use bits and pieces of lessons 1-25 of the ABANA instruction manual "Controlled Hand Forging" (Some only briefly discussed and demonstrated.) Lessons can be viewed at: <http://www.abana.org/resources/education/chf.shtml>

We feel it is very important for all instructors (new and experienced) to attend this informative session. We will gather around 8:00 am for a cup of coffee and a donut. At **8:30 sharp** we will begin the introduction of the curriculum.

There will be some initial training for new instructors as well as a refresher for those who have previously taught. We will also be preparing an instructor list for each of the series of classes A, B, and C sessions. We hope to see you there to share this valuable information.

Unless you've already done so please RSVP to Larry Wasmund at 507-469-0205 or Poundedtreasures@gmail.com

If you can't attend, please let us know if you plan to teach any of the sessions.

Beginners Blacksmithing Classes 2013 / 2014

When: Classes are held on four Saturdays from 9 – 4. Three sets of classes are held this Fall, Winter and Spring. All 3 sets of classes teach the same information. You can choose the A, B or C set of classes.

A Class FULL!!

Oct. 12
Oct 19
Oct. 26
Nov. 2

B Class FULL!!

Jan 4
Jan 11
Jan 18
Jan 25

C Class STILL AVAILABLE

Feb 8
Feb 22
Mar 8
Mar 22

Cost: Total cost for the class is \$120. First, you must be a member. If you are not, you can join for \$30 per year. The workbook/study guide is \$15 and the 4 classes are \$105. This covers everything you need, the facility, coal, and metal.

Where: The classes are held at the Minnesota School of Horseshoeing, 6250 Riverdale Dr NW, just off Hwy 10 in Anoka near the Anoka Vocational College.

Why take the beginners basic classes? The beginners basic classes are designed to give everyone the same understanding of the basics, techniques and terminology. The basic classes are required before taking any of the many other classes the Guild offers. This enables those classes to concentrate on advanced techniques without having to spend time on basic concepts.

What you need to bring? Eye, ear and skin protection. This includes safety glasses, ear muff or plugs and suitable clothing which includes hard shoes, cotton or leather. Synthetic and polyester clothing will burn and melt. There will be sparks and brushes against hot metal.

Tools: Bring your favorite hammer. A small 1 to 2 pound ball peen hammer would work. We have various hammers for you to try and get a feel for what is comfortable. We have all the punches, chisels and tools you will be using but feel free to bring your own tools if you have them.

What you will learn: The first 3 Saturdays you will learn the basic techniques including:

Safety	Forging Dynamics	Hammer Techniques	Fire Building
Drawing out	Upsetting	Punching	Bending
Twisting	Heat Treating	Scrolling	Splitting

The fourth Saturday will be self paced to build a few items that will include each of the techniques you learned earlier. Instructors will help guide you thru any number of possible projects. This is a good opportunity to try out all your new skills.

Who are the teachers? The instructors are all volunteers with a wide range of experience, talent, and stories. They range from just finishing the basic beginners class to 30 years experience. There is usually at least one instructor for every two students and many times we have had as many instructors as students.

Who are the students: The students come in all ages and experience. We have had 10 year olds and 70 year olds. There are always a few women in each class. Some students have never held a hammer before. Some students are skilled in other crafts, woodworking, glass, welding, and pottery and want to learn more about metal work to work it into their craft. Some students are nearing retirement and want to learn a hobby. All share an interest in learning more about blacksmithing.

Typical day: Classes start at 9 but people usually show up much earlier to get the coffee brewing, have a donut, swap stories or show off recent projects. Feel free to bring projects you are working on to show. We break for lunch. You can either bring a brown bag or go out to a local fast food restaurant.

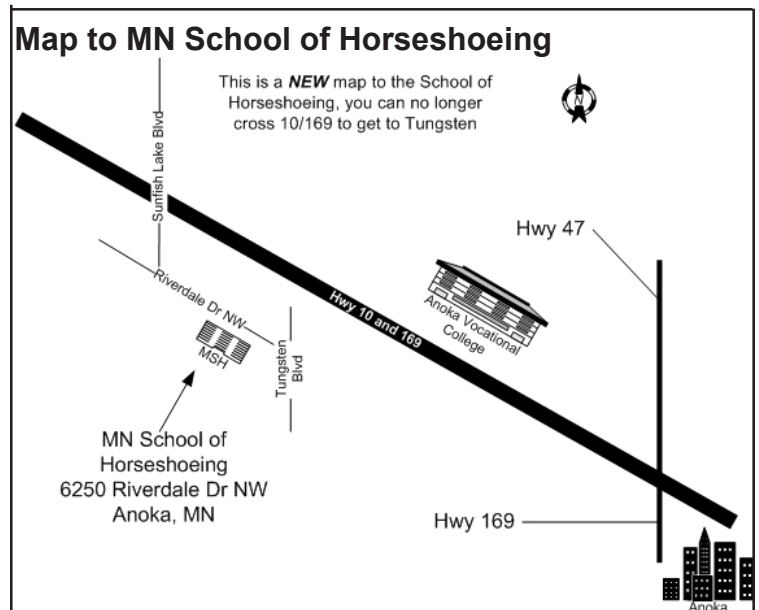
How can I learn more about the Guild or classes? Call or email Gordon Barr 952-894-4821 - agbarr@aol.com - www.metalsmith.org

How do I join the Guild Of Metalsmiths? Send \$30 for a one year family membership to: (make checks payable to “Guild of Metalsmiths”)

The Guild of Metalsmiths
PO Box 11423
St. Paul, MN 55111

How do I sign up for the beginning blacksmith classes? We start collecting names as soon as the classes are advertised in the August Forum newsletter. The newsletter is sent out the first week of the month. Send a check made out to “Guild of Metalsmiths” for \$120 or \$105 (with book or without book) to:

Gordon Barr
11021 27th Ave
Burnsville, MN 55337



Wire Inlay Class

Instructor: Tom Latané'

Date: Saturday, Nov. 2, 2013, Time: 9:00 am

Location: Marty Hicks Workshop (Hixworks), 2223 Stewart Ave, St. Paul, MN

Cost: \$65

Max students: 8, **Minimum students:** 4

We have a real treat for you this time. Tom Latané has offered to take some time out of his busy schedule and teach us a thing or two.

The class will focus on wire inlay in steel. Students will chase grooves in the metal and then chase the bottoms of the grooves square. The two corners thus created will be chased to form an undercut channel. The upper edges of the channels will be chased and filed to create grooves of even width. Copper wire will be planished into the grooves so that the softer metal forms to fit the undercut and it locked in place. Surfaces will then be filed smooth leaving a pattern to show the different color of the metals.

Copper wire will be provided to practice inlay on flat pieces that can be held firmly. Students may bring finished pieces to inlay after some practice. Provisions should be made for holding projects securely while chiseling and inlaying. Practice will be with copper wire but students may bring sterling wire of 18 gauge if they wish. This can be purchased from Rio Grande Jewelers Supply.

This is an intermediate to advanced class. Students will be expected to be able to forge and heat treat tool blanks on their own before coming to class. There will not be time in class to forge the required tools.

Tools and Equipment or other items participants are to bring to the class. Students will be expected to bring 18 pre-forged struck tool blanks to class. The blanks should be 3" long and from 3/8" round or square stock that you can harden with confidence. Detailed instructions on rough shapes for the tools blanks will be sent to the registered students. Final grinding will be done in class. Students will also need a light, soft face hammer for striking tools. This hammer should be light enough that thousands of blows will not be tiring. A cheap Chinese ball pein will likely need no softening. Additional tools include: A mill file, sand paper, paper, pencil, Sharpie™. Students may consider bringing a supplemental light source or other visual enhancement aids as needed.

Safety Equipment: safety glasses & ear plugs are mandatory.

Other Equipment: We may also need a few additional leg vises and grinders with fine enough stones/belts for the final grinding on the struck tools but we'll sort that out among those who sign up.

Lunch arrangements: Either bring a bag lunch with you or money to dine at some of the fine scarfing establishments in the area.

To register, send a check for \$65 written out to "Guild of Metalsmiths" to:

Martin Pansch

8750 Yale Avenue

Young America MN 55397

612-599-4762

blacksmithingyeti@gmail.com

Be sure to include name, address, phone, and email of person registering, in case we need to contact you with further details.



This is an example of Tom's silver wire inlay on an axe head. Note: we will not be making or inlaying axes in this class.

News from Tunnel Mill

Tunnel Mill is located 85-100 miles south of the Twin Cities, in the country, five miles north of Spring Valley, MN on County Road 1.

Contact for class registration: Carol and John Adams, 507-289-4189 or 507-289-5246, Email-jc-adams@msn.com;

Website: www.tunnelmillcrafts.com

Classes and activities at Tunnel Mill for 2013

Saturday & Sunday, October 5 & 6, Tunnel Mill Fall Gathering

It's that time of the year...we would like to invite you to the mill. There will be plenty of interesting demos...or just come and hang out. You are bound to learn something. —IRON—we will be running the 500Lb Little Giant. —Iron Bloom Project—Saturday we will be running our ongoing Iron Bloom project. We will also be having an ongoing slide show and information on iron ore mining in the Spring Valley area, from where we got our iron ore for our bloom project* COPPER—learn some new techniques. Let's tie-dye or bleach your t-shirt. We have a new tie-dye project to add to the mix. Bring something for Show & Tell

ALSO, WE ARE GOING TO SET UP A GALLERY, PLEASE BRING SOMETHING FOR THE GALLERY. Bring a Quilt to display in the barn. **Wine and cheese** has become a regular for Saturday afternoon. Bring a favorite bottle to share or make a small donation. This year John was asked to demonstrate at the Olmsted County Fair in or by the original CCC (Civilian Conservation Corps) blacksmith shop. Many of the buildings on the fairgrounds were built by the CCC. Minnesota had a great number of CCC camps, and they have quite the history. We will have a display and some information to share in regard to that, and if anyone has any info to share, we would be pleased if you would bring it. *Friday we will be building another furnace. **To learn full details and how to register for this annual event, visit the Tunnel Mill website at:** <http://www.tunnelmillcrafts.com/Calendar/Calendar.htm>

Tom Latané' Candle-Holder class October 11, 12, and 13, 2013

Students will create a two-candle chandelier with a saw tooth trammel for adjusting the hanging height. Teeth of the trammel over the edge of the anvil. Candle cups will be forged and riveted through drip pans with raised edges into the cross arms. The junction of the center trammel and the cross arms (mortise and tenon) will be decorated with delicate scrollwork. These scroll, drawn out and forge-welded together in pairs, can be simple or more complex depending on the desires and skills of each student.

To see full details, color photos, and how to register, visit the Tunnel Mill website at:

<http://www.tunnelmillcrafts.com>



Note: This information is provided as a service for our members. Members may submit items for sale and upcoming events that are considered relevant to our group, and they will be published as space permits. The Guild of Metalsmiths is not responsible for these items or events.

Goings on...

A calendar of TGoM events at a glance

- Education Committee meeting dates vary. Contact Martin Pansch, chair, for the next meeting.
- Program Committee meetings are the third Thursday of each month.
- All membership meetings are the second Wednesday of February, April, June, August, and October, except December for the holiday gathering. For most meetings a potluck meal begins at 6:30 pm and the business meeting begins at 7, with a demonstration or activity starting around 8 (times approximate).
- All board meetings are the second Wednesday of January, March, May, July, September, and November. Potluck meal begins at 6:30, with meeting starting at 7 pm.



Events in September, 2013

- Sept. 11, Guild board meeting
- Sept. 14, Instructor Workshop, MN School of Horseshoeing
- Sept. 19-20, Pre-Conference Class with Mark Pearce, Little Log House grounds, Hastings, MN
- Sept. 20, 21, 22, TGoM Fall Conference at Little Log House grounds in Hastings, MN

Events in October, 2013

- Oct. 5 & 6, 12 & 13, demonstration opportunity at MN Zoo
- Oct. 9, Guild membership meeting at Jackson Street Roundhouse
- Oct. 12, Beginning Blacksmithing A1, MN School Horseshoeing
- Oct. 19, Beginning Blacksmithing A2, MN School Horseshoeing
- Oct. 26, Beginning Blacksmithing A3, MN School Horseshoeing

Events in November, 2013

- Nov. 2, Wire Inlay class, Marty Hicks workshop
- Nov. 2, Beginning Blacksmithing A4, MN School of Horseshoeing
- Nov. 3-8, Japanese swordsmith at U of M
- Nov. 13, TGoM board meeting

Opportunities to demonstrate!

These events are available to Guild of Metalsmiths members as opportunities to demonstrate their talents and share with the public the art and craft of metalsmithing.

■ **Lamberton Hot Iron Days**, Sept. 6 & 7. This is a celebration centered around the Hanzlk Blacksmith Shop. All smiths are welcome to bring forges and participate. Go to <http://www.lambertonhotiron.blogspot.com> or email michael.hubert86@yahoo.com

■ **MN Zoo Oct. 5 & 6, 12 & 13**. In years past the Guild of Metalsmiths has had the opportunity to demonstrate at the Minnesota Zoo in Apple Valley in the late summer/ early fall. It has always been a great venue and garnered good participation from veteran and new Guild members. This year the Zoo has asked us to demonstrate at the Harvest Days festival on the **first two weekends in October**.

October 5,6 and the 12, 13. We will have two forges. If interested, please contact Rick Wessling. rgwessling@gmail.com or phone 612-875-4420.

ELECTRONIC FORUM

If you have not been receiving an email notification that The Forum is available, please verify that we have your correct email address. Contact Gordon Barr at agbarr@aol.com.

Join The Guild of Metalsmiths

Send \$30 dues to the address below. Please circle if you want to be listed in our membership directory and/or check items you don't want listed.

The Guild of Metalsmiths
PO Box 11423
St. Paul MN 55111

List Me
in the directory
but don't list

Don't List Me
in the Directory

address - phones: home - work - fax - cell - email - web page
(circle items above you DO NOT want published)

Name: _____

Email address: _____

Address: _____

City, State, Zip Code: _____

Primary phone: _____ Secondary phone: _____

All memberships are family memberships. Persons of all ages, professionals and hobbyists, are invited to join. We do not sell our mailing list.



Address Service Requested

Forum deadline for October 2013: Monday, Sept. 16, 2013

The deadline for content in The Forum is always the third Monday of the month. Please send items to **Georgia Myers**, editor, by email to: gldmyers@embarqmail.com

**The Guild of Metalsmiths on the web:
Visit our website at <http://www.metalsmith.org>**

Looking for something? **Try the search engine.** On our home page, at the top of the right sidebar, enter your query and click on “Search.”

September 2013

Your membership expires at the date & month next to your name. Please send your renewal dues to the above address.

The Guild of Metalsmiths, St. Paul, MN, publishes The GoM Forum monthly. It is intended as a tool to further our educational mission, to keep members up to date on current happenings, to publicize projects and workshops, a place for all members to express their opinions, concerns, learn more about each other—in short, to help us run our organization.

Note: Information in this publication is provided as a service for our members. Members may submit items for sale and upcoming events that are considered relevant to our group, and they will be published as space permits. The Guild of Metalsmiths is not responsible for these items or events.

Guild educational grants

There is grant money available for Guild members to study intermediate and advanced metalworking techniques.

The Guild educational grant program is designed to bring new skills into the metalworking community. Participants are given money to pay for a portion of their expenses and are expected to learn some new or poorly understood skill, and then to share what they have learned with other members and the public through an article in our quarterly magazine, “The Metalsmith.” They’re also expected to lead a workshop on the topic (or other educational service approved by the board).

Application forms are available from the president or treasurer at a regular meeting, or by sending a self-addressed, stamped envelope to:

The Guild of Metalsmiths
PO Box 11423
St. Paul MN 55111