

The Forum

September 2015



Vol. 17, No. 9

38 years of 'The Madness!'

The Guild of Metalsmiths proudly presents our annual Fall Conference September 18, 19, 20!



Tim Cisneros

For those of you new to the Guild, or not getting your mail for the last few months, the weekend of Sept. 18, 19, & 20, 2015 is the Guild of Metalsmiths 38th annual Fall Conference, The Madness!

We will once again be at the Little Log House Antique Power Show grounds near Hastings, MN. Map below. Plan to attend all three days. Our demonstrators this year are Lucian Avery of northern Vermont, and Tim Cisneros of Alameda, California. They will share their talents and knowledge during demonstrations on Saturday and Sunday.

Lucian will be teaching a pre-conference workshop on September 17 & 18 at the Little Log House grounds. Students will be making a Suffolk latch one day and strap hinges the next. See page 3 for registration details. Last I checked there were still a few openings in the class so act fast if you want to get in.

To register for the Fall Conference, fill out the form included in the conference brochure that was mailed to members in July, or go to our website and download a brochure:

<http://www.metalsmith.org/wp-content/uploads/2015/08/2015-Conference-Brochure.pdf>

To help make sure there is something for everyone, Sheri Stanaitis has championed the family activities. See page 3 for full details. These include broom making with Mark Jackson, magnetic art with Jesse Gavin, earring making with Sheri, and Herb Fick's baby, Found Art. Make sure to bring your interesting shaped metal bits for the Found Art trailer.

Please bring an example of your work to exhibit in the Gallery. This is one of the highlights of the conference. Everyone loves to look. Feel free to bring previously displayed items to show our new members. Gallery items will be registered in and out.

Tailgating is encouraged! We request a donation to the Saturday night live auction and/or the silent auction Saturday afternoon. This generates the majority of the Guild's revenue for the year.



This year's contest theme is bells. You are encouraged to design and make a unique bell to enter in the contest. All bells entered in the contest will be auctioned off in the live auction. The one that sells for the highest wins the contest. First place gets \$100, second place gets \$60, and third gets \$40.

The Guild of Metalsmiths is fortunate to be able to hold the conference in such charming surroundings. We extend our gratitude to Steve and Sylvia Bauer for the opportunity to hold our event at this location. Big thanks to them for hosting us! Please make sure to follow the site rules as detailed in the conference brochure.

Any questions, concerns, etc., please let me know.

Martin Pansch

blacksmithingyeti@gmail.com

612-599-4762

TGOM Conference Registration

Conference: \$35.00 per family

One Day Only: \$20.00 per family

Meal Ticket: \$35.00 per person (4 meals) Meal ticket orders due by Sept. 1, 2015

Event T-shirt (S-5XL) size, \$16 each with or without pocket. T-shirt orders due by Sept. 1, 2015

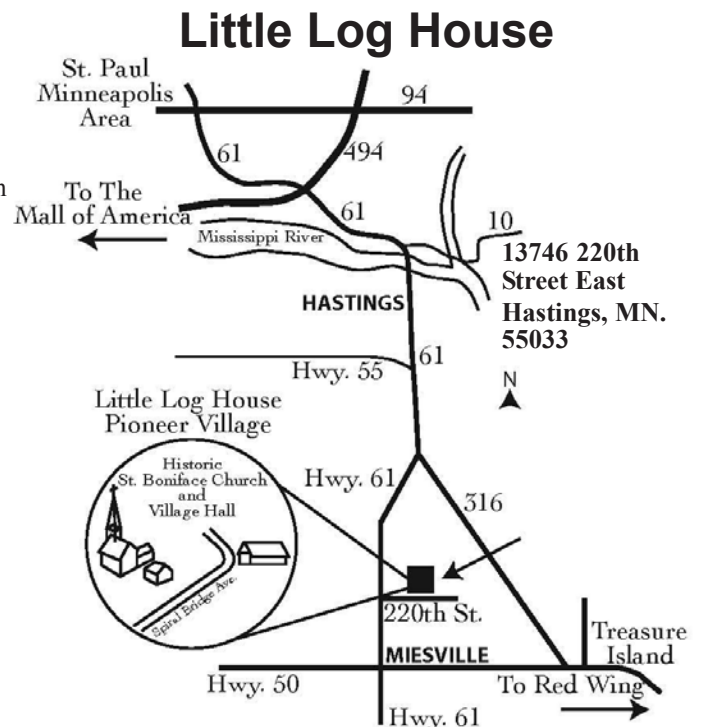
For further information or to volunteer, call:

Martin Pansch: 612-599-4762, blacksmithingyeti@gmail.com

Mark Lockwood, 763-535-1787



Lucian Avery



Six miles south of Hastings on Highway 61. Turn East on 220th street. One mile to Little Log House Antique Power Show grounds. Look for the anvil sign!!!

Our neighborhood of smiths

The Guild of Metalsmiths (TGoM)

All membership meetings are the second Wednesday of February, April, June, August, and October, except December. For these meetings a potluck meal begins at 6:30 pm and the business meeting begins at 7, with a demonstration or activity starting around 8 (times approximate). To check your membership expiration date, see the mailing label on your latest copy of "Metalsmith."

President: Martin Pansch Vice-President: Rick Wessling
blacksmithingyeti@gmail.com rgwessling@gmail.com
612-599-4762 612-875-4420

Our website is: <http://www.metalsmith.org>

Badger Blacksmiths meetings

Our contact information is as follows:

President: Jared Riesenweber Newsletter editor: John Grump
715-983-5637 715-835-0894
tudweber@hotmail.com johngrump@att.net

Lake Superior Metalsmiths

Lake Superior Metalsmiths (LSM) meet the fourth Saturday of the month. Potluck at noon with meeting to follow.

Contacts are:

Charley Brown, President, CharleyRB@charter.net, 218-428-7906
Dave Hanson, Vice-President, Daveforge1@aol.com, 218-721-4572

Northern Minnesota Metalsmiths

The NMM meets the first Monday of the month at Lake Itasca Region Pioneer Farmers (LIRPF) show grounds, 1/4 mile east of the north entrance to Itasca State Park. Contact Keith Johnson for monthly specifics at keith@greatriverforge.com. The NMM's website is www.nmmetalsmiths.org

Central Minnesota Blacksmiths (CMB)

Meet on the first Monday of each month. Potluck followed by demo. Locations are different every month so please call or write for info

President: Ken Zitur Brian Johnson
320-746-8161 16777 Co Rd 75 NW
ken@kensiron.com Clearwater MN 55367
320-558-6898

UMBA

Visit <http://www.umbaonline.ning.com>

UMBA DVD-R library

125 different titles

\$5 each, \$2 shipping per order

Never return them to library - www.umbaonline.ning.com

Chicago Avenue Fire Arts Center (CAFAC)

Quarterly blacksmithing classes and open house events

www.cafac.org, info@cafac.org

TIG Welding Class IS FULL!

Saturday, September 26, start at 9:00 am

Location: Super Radiator Coils, 104 Peavey Rd, Chaska, MN 55318

Contact Martin Pansch for questions or to be placed on a waiting list: blacksmithingyeti@gmail.com or 612-599-4762

New Members September 2015

Alexander Gallup, St Paul, MN	Keith Knee, Delano, MN
Anthony Davis	Kyle Heins, St Paul, MN
Bartolemew Schutz, St Paul, MN	Larry Fahnoe, Edina, Mn
Benjamin Smith, Blaine, MN	Lynn Erickson, Stanchfield, MN
Cory Berg, Coon Rapids, MN	Matthew Ronald
Drew Johnson, Grand Marais, MN	Nils Joles, Minneapolis, MN
Jason Lund	Paul Wampler, Maple Grove, Mn
Jason Walberg	Phil Bloom, Zimmerman, MN
Jennine Ebner	Rob Alberts, Byron, MN
Jerry Qualey, Austin, Mn	Robert Paradis
Jim Wiese, Mankato, MN	Ryan Achen, Welch, MN
Joe Hamel, St Paul, MN	Susan Ward
	Tobias Fiske, Gillette, WY

Western MN Steam Threshers Reunion

At the fairgrounds, 27488 102nd Ave S, Hawley, MN 56549-8964 on Labor Day weekend, Sept. 4-7, WMSTR is showcasing blacksmithing and metal workers. More smiths on more forges, aluminum casting, and a complete line-shaft driven machine shop! Contact Ralf Mehnert-Meland ralf@intelligentinsites.com

October 14 TGoM meeting...

Watch for details coming soon about the October 14 TGoM meeting to be held once again at the always popular MN Transportation Museum in St. Paul.

December 13 TGoM meeting...

Watch for details coming soon about the December 13 TGoM holiday meeting to be held once again at the CSPS Hall in St. Paul.

TGoM now accepts Paypal and most major credit cards

The Guild can now accept Paypal and most major credit cards, in addition to paper checks, for the payment of annual dues. This should make it more convenient for members to pay dues.

If you have questions as to when your membership expires, that information is listed as part of the membership directory found on the online web forum in the "members only" section. Follow this link to log in:

<http://www.metalsmith.org/phpbb/viewtopic.php?f=143&t=162>

The information also will now be showing on the address label for your quarterly "Metalsmith" issue.

Update your 'Guild gear'!

The Guild has opened a "store" on Café Press, a website where we set up our logo to be printed on shirts, mugs, glasses, and other goods for purchase. It allows us to make Guild merchandise available to the membership without the major outlay of cash and volunteer effort needed to sell them in a more traditional way.

The Guild gets a small amount of money on each item, but mostly it is a way to make items readily available. Items you can order range from multiple shirt styles and mugs all the way to field bags, water bottles, and even pajamas! Online store link:

<http://www.cafepress.com/TheGuildofMetalsmiths>

Pre-conference class registration...

Suffolk latch set and strap hinges class

Instructor: Lucian Avery, conference demonstrator

Thursday & Friday, Sept. 17 & 18, start 8:30 am, end 4:30 pm both days

Little Log House grounds, Hastings, MN (map page 1)

Size: 8-10 students Cost: \$150, Skill level: high/intermediate/advanced

On day one, Lucian Avery, demonstrator for the fall madness, will lead you in the construction of a Suffolk Latch with your choice of interior or exterior latch. Then on day two you will work on strap hinges with choice of pintles. The latch is forged from a 3/8 X 1 inch cr steel. The hinges will be forged out of 1/4 x 1 1/4 cr steel with 3/8 round Pintles. A punch out of S7. If time allows, you will make your own nails.

Bring your own tools: Forge, anvil, vise, favorite good quality cross pein hammer, sharp, handled, half-round, double-cut file, about 8" long, your favorite striking sledge, and 2 C-clamps for clamping the hot hinges.

Common shared tools will be provided: 1 thick, flat table or plate at least 8"x30" for flattening the hinges; grinder or belt sander for working the S-7.

Send check payable to "Guild of Metalsmiths" to:

Larry Wasmund, 27285 464th Street, Cleveland MN 56017

Contact Larry with questions: poundedtreasures@gmail.com 507-469-0205. Acceptance priority for this class is determined by postmark.



Family activities for 2015 Fall Conference

Broom Making Class: Making a decorative broom to use by a fireplace or to hang as a decoration. 9 AM Saturday. Mark Jackson (612-730-6246) \$20 material fee. He supplies all the materials and brings plenty of the special tooling that is needed for this craft.

Earring Making Class: Earrings with semi-precious stones. Sheri Stanaitis, Saturday 1:00 pm, \$15. Bring your knitting and crocheting project questions too. Sheri can help!

Magnetic art: Design and build magnetic/ferrous creations (blacksmith legos!). Jesse Gavin, free class.

Found Art: The hay wagon out back is always loaded with metal shapes just waiting for the "found artist" in you to appear and put it all together!!! You find the parts and do the designing. If you have spare "parts" lying around your abode, bring them along. There's always room on the hay wagon for more! Then Herb Fick and company will weld whatever you find on the trailer into your art creation. Open to all ages. Free! All day Saturday. This activity is a favorite. Come and create something wonderful. And it's free!

To register for any of these classes, contact Sheri Stanaitis at 715-698-2895 or email her at spaco@baldwin-telecom.net

2015 Beginning Blacksmithing Class Instructor Workshop

When & where: Saturday, Sept. 12 at the MN School of Horseshoeing (map page 7), 8:00 am for coffee & donuts, class 8:30 am SHARP!

What: Discuss curriculum for last year & projects made; do short recap on how 3 classes went; we use bits and pieces of lessons 1-25 of ABANA's **Controlled Hand Forging** (some only briefly discussed and demonstrated).

See at <http://www.abana.org/resources/education/chf.shtml>

Why: important that all instructors, new & experienced, attend this session. There will be some initial training for new instructors as well as a refresher for those who have previously taught. We will prepare an instructor list for each of classes A, B, C and D sessions.

Please RSVP to Larry Wasmund, 507-469-0205 or poundedtreasures@gmail.com If you can't attend, please let us know if you plan to teach any of the sessions!

All Beginners Blacksmithing Classes 2015 / 2016 are FULL!

All four beginner blacksmith classes, A, B, C and D, are filled and there are 13 people on the waiting list. Our cup runneth over with people wanting to get in., but registration is closed.

If you sent in a check you should be hearing from Gordon shortly on whether you are in or not. If you didn't make it and are really jonesing for a beginner blacksmith class within the next 12 months other options around include:

- Chicago Avenue Fire Arts Center (CAFAC) in south Minneapolis has beginner and more advanced blacksmithing classes throughout the year. Check their website for upcoming events.

<http://www.cafac.org/>

- Beginner classes are occasionally offered at Ken Zitur's shop in Avon, MN (near St. Cloud). They are typically advertised in the Forum but you can visit their website

<http://kensiron.com/>

- John and Carol Adams occasionally offer beginner blacksmith classes at the Tunnel Mill a little south of Rochester. I think they usually do this through the local community education organization but you can check out their website and contact them to see what the have coming up next.

<http://www.tunnelmillcrafts.com/>

There is also the informal route of coming to the Guild meetings, introducing yourself and what you would like to learn, and getting yourself invited to a member's shop for a little one-on-one forge time. Since the Fall Conference is just around the corner, and is a 3-day event filled with metal, food and fun you could certainly pick worse places to look for person to play Jedi to your Padawan.

If you strike out on all fronts let me know and I'll try to help you find a place that will help scratch that blacksmith itch. Don't get too discouraged, there are a number of Guild folks who didn't get in the class their first or second year, but they didn't let it stop them from learning a bunch in the meanwhile.

— Martin Pansch, TGoM President

2015 Fall Conference demonstrators

This year The Guild of Metalsmiths has once again contracted with two well-known blacksmiths to demonstrate on Saturday and Sunday during our annual Fall Conference.



Lucian Avery

Lucian Avery started blacksmithing in 1992 by making his own tools for gardening, woodworking, and blacksmithing. Lately he has come to especially enjoy making early American door latches and hinges. He says, "I have chosen to continue emphasizing old-fashioned craftsmanship and handwork." All of Lucian's work is created in his studio in Hardwick, Vermont. Visit Lucian's website at: <http://www.lucianaveryblacksmith.com/>



Tim Cisneros

Tim Cisneros makes his livelihood through working full time as a blacksmith in his studio in Alameda, CA. Tim's distinctive style has developed slowly and steadily over the years. New designs evolve from existing ones. If you attended the ABANA Conference in Rapid City in 2012, you might remember a collaboration with Artist-Blacksmith Brett Moten that resulted in their popular and remarkably comfortable wrought iron rocking chair. His architectural work graces many private homes, his sculptures enhance private spaces, and his jewelry personifies the essence of hand made quality. Tim will be demonstrating sculpture. Visit Tim's website at:

<http://www.theforgeworks.com/Site/Welcome.html>

Lucian will also lead a pre-conference class on Suffolk latches and strap hinges. Registration is now open for that class here:

<http://www.metalsmith.org/event/2015-preconference-suffolk-latch-set-and-strap-hinges-class/>

Wire Inlay Class

Saturday, Oct. 17 AND Saturday, Nov. 7 (2-day class), start 9:00 am both days

Instructor: Stephen Olivo

Cost: \$100 per student

Location: 1st day: MN School of Horseshoeing (map page 7)

2nd day: Jackson Street Roundhouse (map below)

Class size: 4 minimum, 8 maximum



Prolific Guild member Stephen Olivo will pause in his pursuit of MAKING EVERYTHING to pass some of his talent on to other Guilders. This class will focus on wire inlay in steel. This is going to be a two day class with three weeks between the two sessions.

The first day, 17 October, class will be at the School of Horseshoeing and will focus on forging and heat treating the inlay tools. The tools will be small chisels and chasing tools hammered out of 3/8" tool steel.

The second day, 7 November, will be at the Jackson Street Roundhouse and will be the actual inlaying. Students will chase grooves in the metal and then chase the bottoms of the grooves square. Two corners thus created will be chased to form an undercut channel. The upper edges of the channels will be chased and filed to create grooves of even width. Copper wire will be planished into the grooves so that the softer metal forms to fit the undercut and is locked in place. Surfaces will then be filed smooth, leaving a pattern to show the different color of the metals.

Copper wire will be provided to practice inlay on flat pieces that can be held firmly. Students may bring finished pieces to inlay after some practice. Provisions should be made for holding projects securely while chiseling and inlaying. Practice will be with copper wire but students may bring sterling wire of 18 gauge if they wish. This can be purchased from Rio Grande Jewelers Supply.

Note: This is an intermediate to advanced class. Students should already know the basics.

Tools and Equipment or other items participants are to bring to the class:

For the first day: Tongs for holding 1/4" and 3/8" round and square stock, your favorite forging hammer, sandpaper or rough sharpening stone for polishing tools during tempering to see colors.

For inlay day: The tools made the first day, a small hammer (6 ounces or less), something to occasionally sharpen the tools like a diamond lap plate, sharpening stone, etc. We may also need a few grinders with fine enough stones/belts for the grinding on tool making day and additional leg vises for inlaying day and but we'll sort that out among those who sign up.

Safety Equipment – safety glasses & ear plugs are mandatory both days. Natural fiber clothing (nothing that melts) for forging day.

Lunch Arrangements: Either bring a bag lunch with you or money to dine at some of the fine scarfing establishments in the area.

To register for this class, please send a check for \$100 made out to The Guild of Metalsmiths to:

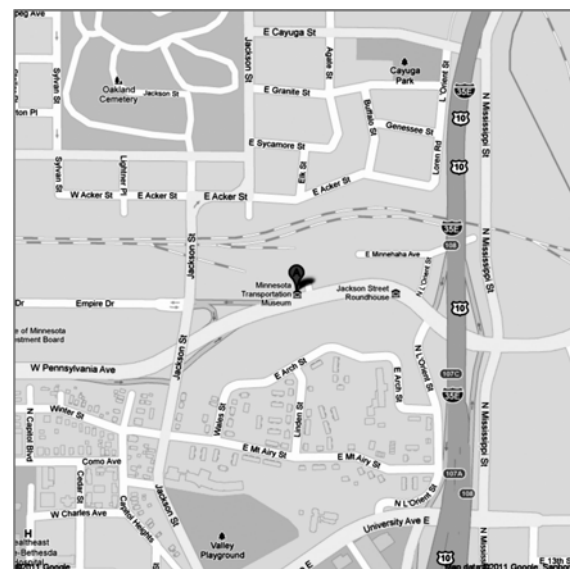
Larry Wasmund

28275 – 464th Street

Cleveland, MN 56017

Contact Larry with questions at: 507 469-0205 poundedtreasures@gmail.com

Acceptance priority for this class is determined by postmark.



Tribute to veteran metalsmith Bill Krawczeski!



Bill Krawczeski proudly holds a plaque on which is printed a poem written about him by John Evan Carson, brother of TGoM member Juliet Anderson. Juliet surprised Bill with the poem at the August TGoM meeting, and with a little trepidation she read the poem to the membership following our potluck dinner. Next time you see Bill, ask him about his experiences with the railroad and the motivation he has used to create his wild flowers in metal. The poem is reprinted below.

Petals of Metal

For miles and miles along the fence
He walked the forest trails
Where once only moccasins tread
Before the iron rails.

Laid by men with hammer and spike
With no regard for flowers,
The road to somewhere stretched ahead,
Shrinking days to hours.

Throughout the years his only friends
The wild flowers that grew,
As he checked the fence and rails
Seeing they stayed true.

Untouched by man the Lady Slippers
Cheered his lonely way.
A pleasant break for tired eyes
That brightened dreary days.

Now in honor of his walks,
His years along the gorge,
He shapes the boundless orchids
With hammer, love, and forge.

— John Evan Carson
For Mr K, aka Bill Krawczeski

Kudos to TGoM's August meeting participants!

Another August meeting of The Guild of Metalsmiths went off with a delicious bang a couple weeks ago at Dan Pate's country home. A big thanks goes to Dan and LuAnn, and to all who provided food, no matter what kind it was. And then a big thanks to those who planned, hosted, accomplished, and cleaned up this popular event afterwards too! The weather held for us, once again.

The sweet corn, the roast hog, the smoked chickens, the salads, the veggies, the fruits, the desserts galore: all served to bring the TGoM family together for a sensational picnic. The weather held for us, once again.

Demonstrations happened all day, topped off by a special one presented by Rollie Tust of Hossfeld Manufacturing Co. Rollie brought one of the company's Hossfeld benders to share with our group. Thanks to Dick Carlson for orchestrating this. The weather held for us, once again.



Rollie Tust of Hossfeld Manufacturing Company brought one of his company's benders. With the assistance of Myron Hanson (orange shirt) and Dick Carlson (blue shirt), Rollie presented a demonstration of the machine's potential for metalsmiths.

New September demo op

Blacksmith needed! Our event is the Wapiti Rendezvous in Nowthen, MN, Sept 18–20. The blacksmith we had lined up to do demonstrations for school day, Friday the 18, has discovered his cancer has returned, and he has canceled any events for the duration of his treatments.

We need a blacksmith to do a basic demonstration on Friday, and possibly Saturday if he/she wants to. Our event covers the early fur trade era, so period correct clothing is desired as are tools, or at least as close as we can get to that. I would be able to help out anyone, who would like to take this on, with the use of a forge, coal, anvil, tent and clothing to the best of my ability. They should have their own hand tools.

The candidate is not required to camp out there overnight, but they can use either our modern camping or we can try to outfit them for period camping. A good knowledge of basic blacksmithing is desired, demos could be basic, or we can discuss it.

We have a limited budget, but may be able to compensate a bit for the job. Please let me know if you have any ideas or someone in mind. Thank you for your time

My contact info is: John Kramer
612-382-9669
ezra777@sherbtel.net

September 2015 TGoM Demonstration Calendar

4-6 September 2015	Rice County Steam and Gas Engine Show	Dundus, MN	Myron Hanson	yeah. Right.	507-362-4653	
11-12 September 2015	Lamberton Hot Iron Days	Lamberton, MN	Bob Brown	bbrown474@msn.com	651-457-0086	
12 & 13 Sep 2015	Laura Ingalls Wilder Days	Pepin, WI	Tom Latane	tlatane@centurytel.net	715-442-2419	Not open to casual demonstration but go and watch Tom, Pete, and Gary demo blacksmithing, Kitty demo tin work and Sheri spin wool.
Wednesdays, Saturdays, Sundays	Jackson Street Roundhouse	St. Paul, MN	Gordon Barr	agbarr@aol.com	952-894-4821	Not really a demo. More a standing open forge with an occasional visitor.
Most weekends Memorial Day through Labor Day. Craft focused weekend 15-16 August	The Landing	Shakopee, MN	None - Contact site manager Rich Williams	Rwilliams@threeiversparkdistrict.org	763-694-7784	Costume needed (overalls and white button up shirt okay).



News from Tunnel Mill

Tunnel Mill is located 85-100 miles south of the Twin Cities in the country five miles north of Spring Valley, MN on County Road 1.

Contact for full class details, costs, and registration:

Carol and John Adams

507-289-4189 or 507-289-5246

Email: jc-adams@msn.com;

Website: www.tunnelmillcrafts.com

Classes & activities at Tunnel Mill for 2015

Tunnel Mill is located 85-100 miles south of the Twin Cities in the country five miles north of Spring Valley, MN on County Road 1.

Contact for full class details, costs, and registration: Carol and John Adams

507-289-4189 or 507-289-5246 Email: jc-adams@msn.com Website: www.tunnelmillcrafts.com

Hand Forged Coffee Mill, Tom Latane', October 9, 10 and 11, 2015: This class will be a "make-up" session for the construction of a coffee mill similar to the one the Patient Order of Meticulous Metalsmiths made at the 2014 ABANA conference. It will cover forging the columns that join the parts, the feet, and the crank. The columns may be round, square, hexagonal, or octagonal, twisted or straight. Assembly will be with threaded tenons and nuts, permanently peined tenons and wedges. Email jc-adams@msn.com for details.

Tunnel Mill Fall Gathering, Oct. 2, 3, 4, 2015: It's that time of the year...we would like to invite you to the mill. There will be plenty of interesting demos...(or just come and hang out; you are bound to learn something) IRON---- we will be running the 500Lb Little Giant.

--Iron Bloom Project--

Note: We are looking for volunteers to help with iron bloom project on Friday. Call us to sign up. Friday we will be building a new furnace. Saturday we will be running our ongoing Iron Bloom project. Come early and get involved. We will also be having an ongoing slide show and information on iron ore mining in the Spring Valley area, from where we got our iron ore for our bloom project.

COPPER----learn some new techniques

Let's tie-dye or bleach your t-shirt. We have a new tie-dye project to add to the mix.

Bring something for Show & Tell

ALSO, WE ARE GOING TO SET UP A GALLERY, PLEASE BRING SOMETHING FOR THE GALLERY

Bring a quilt to display in the barn. Wine and cheese has become a regular for Saturday afternoon. Bring a favorite bottle to share or make a small donation. FRIDAY POTLUCK. Check our website for full details: www.tunnelmillcrafts.com. Call or email to register by Sept. 30:

507-289-4189 or 507-289-5246 jc-adams@msn.com

Chicago Avenue Fire Arts Center

3749 Chicago Avenue South, Minneapolis, MN 55407

www.cafac.org (612) 294-0400

Contact info@cafac.org for information about class schedules at CAFAC.

Note: This information is provided as a service for TGoM members. Members may submit items for sale and upcoming events that are considered relevant to our group, and they will be published as space permits. The Guild of Metalsmiths is not responsible for these items or events.

Goings on...

A calendar of TGoM events at a glance

- All membership meetings are the second Wednesday of February, April, June, August, and October. Date for December will be announced. For these meetings a potluck meal begins at 6:30 pm and the business meeting begins at 7, with a demonstration or activity starting around 8 (times approximate).
- Education Comm. meets first Wednesday of each month. Contact Larry Wasmund, chair: poundedtreasures@gmail.com
- Program Comm. meetings are 7 pm the third Thursday of each month. Mark Lockwood is chair: mark.lockwood@daikinapplied.com
- All board meetings are the second Wednesday of January, March, May, July, September, and November. Potluck meal begins at 6:30, with meeting starting at 7 pm.



Events in September, 2015

- Sept 4-6, Rice County Steam & Gas Engine Show demo op, Dundas, MN. Contact Myron Hanson
- Sept. 4-7, Western MN Steam Threshers Reunion demo op. Contact Ralf Mehnert-Meland.
- Sept. 9, TGoM board meeting.
- Sept. 11-12, Lambertton Hot Iron Days demo op. Contact Bob Brown.
- Sept. 12-13, Laura Ingalls Wilder Days, Pepin, WI. Watch demos.
- Sept. 17 & 18, Pre-conference class, Lucian Avery
- Sept. 18, 19, 20, The Madness! at Little Log House grounds, Hastings
- Sept. 26, TIG Welding class, Super Radiator Coils in Chaska-FULL!

Events in October, 2015

- Oct. 3, 10, 24, 31, Beginning Blacksmithing A-class, MN School of Blacksmithing
- Oct. 2,3,4, annual Tunnel Mill Fall Gathering, near Spring Valley MN.
- Oct. 14, TGoM membership meeting, MN Transportation Museum, Jackson Street Roundhouse, St. Paul, MN.
- Oct. 17, Wire Inlay class, 1st day, MN School of Horseshoeing

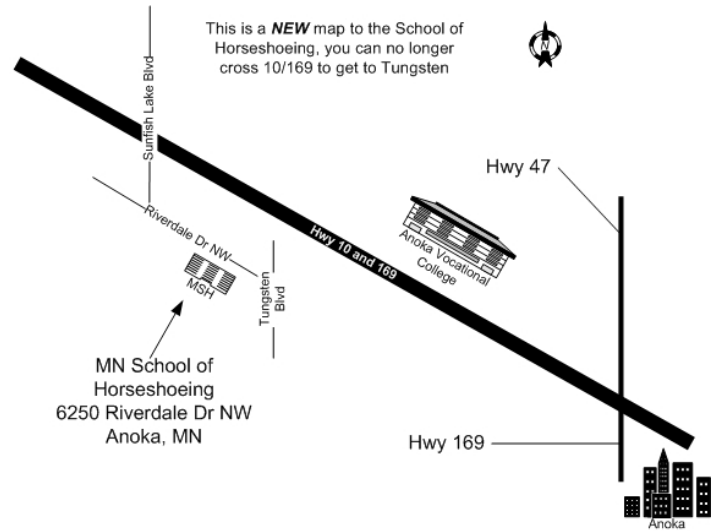
Events in November, 2015

- Nov. 7, Wire Inlay Class, 2nd day, Jackson Street Roundhouse
- Nov. 11, Guild board meeting
- Nov. 14 & 21, Joinery Class, details TBA

Events in December, 2015

- Dec. 13, Guild Christmas party at CSPS Hall, St. Paul

Map to MN School of Horseshoeing



Join The Guild of Metalsmiths

Send \$30 dues to the address below. Please circle if you want to be listed in our membership directory and/or check items you don't want listed.

The Guild of Metalsmiths
PO Box 11423
St. Paul MN 55111

List Me
in the directory
but don't list
address - phones: home - work - fax - cell - email - web page
(circle items above you DO NOT want published)

Don't List Me
in the Directory

Name: _____

Email address: _____

Address: _____

City, State, Zip Code: _____

Primary phone: _____ Secondary phone: _____

All memberships are family memberships. Persons of all ages, professionals and hobbyists, are invited to join. We do not sell our mailing list.

ELECTRONIC FORUM

If you have not been receiving an email notification that The Forum is available, please verify that we have your correct email address. Contact Gordon Barr at agbarr@aol.com.



Address Service Requested

Forum deadline for October, 2015: Monday, Sept. 21, 2015.

The deadline for content in The Forum is always the third Monday of the month. Please send items to **Georgia Myers**, editor, by email to: gldmyers@embarqmail.com

The Guild of Metalsmiths on the web
Visit our website at <http://www.metalsmith.org>

Looking for something? Try the search engine. On our home page, at the top of the right sidebar, enter your query and click on "Search."

September 2015

Your membership expiration date will show on the address label of your quarterly Metalsmith magazine.

The Guild of Metalsmiths, St. Paul, MN, publishes The GoM Forum monthly. It is intended as a tool to further our educational mission, to keep members up to date on current happenings, to publicize projects and workshops, a place for all members to express their opinions, concerns, learn more about each other—in short, to help us run our organization.

Information in this publication is provided as a service for our members. Members may submit items for sale and upcoming events that are considered relevant to our group, and they will be published as space permits. The Guild of Metalsmiths is not responsible for these items or events.

Guild educational grants

There is grant money available for Guild members to study intermediate and advanced metalworking techniques.

The Guild educational grant program is designed to bring new skills into the metalworking community. Participants are given money to pay for a portion of their expenses and are expected to learn some new or poorly understood skill, and then to share what they have learned with other members and the public through an article in our quarterly magazine, "The Metalsmith." They're also expected to lead a workshop on the topic (or other educational service approved by the board).

Application forms are available from the president or treasurer at a regular meeting, or by sending a self-addressed, stamped envelope to:

The Guild of Metalsmiths
PO Box 11423
St. Paul MN 55111