

The Forum

September 2016



Vol. 18, No. 9

39th annual TGoM Fall Conference September 16-18!

In case you haven't noticed, the Fall Conference (aka The Madness) is almost upon us, 16-18 September. Just a few quick reminders to help make it as successful as possible for us all:

- ➔ **Registration:** Send in your registration as soon as you know you will be coming. Sure, you can pay at the door, but that is more work for the folks working the registration table.
- ➔ **Meal Plan:** There is still time to get in on the meal plan if you *ACT NOW!* Final count will be going to the caterer the day after Labor Day. After that you are on your own for food.
- ➔ **Set Up:** A lot of effort goes into setting everything up every year. More able hands are always appreciated. Please consider coming Friday morning to help.
- ➔ **Pre-Conference Class:** Jeff Farmer will be teaching a two-day class Thursday and Friday. See page 3 to register. The pre-conference class is always a good chance to get a skill infusion from outside our group.
- ➔ **The Gallery:** This is a chance to show off what you have been working on, a formal show-and-tell if you will. This is always one of the most popular events at the conference and the more items in it, the better it is.
- ➔ **Letter Opener Contest:** The contest gives you the chance to show off your skills and creativity, raise some money for The Guild, and maybe earn yourself some prize money and bragging rights.
- ➔ **Live and Silent Auctions:** Please consider making something to show and to donate for the live auction. Items of your hand work always do best. Bring any spare materials, tools, etc. you have lying around and want to donate as well. On the flip side make sure to bring your expendable cash.
- ➔ **Found Art:** Bring whatever odd and interesting bits and pieces of steel you have lying around your shop so our artists can weld them into a sculptural work of art.

More detail on all of these topics and more can be found in the brochure or on our website: <http://www.metalsmith.org>.

Hope to see you there.

— Martin Pansch, TGoM President

Our list of family activities will keep all family members busy

Spoonhandle Bracelet Class: Make your own spoon handle bracelet. Limited to the first 10 people to sign up. Paula Wasmund, instructor. \$15 to cover instruction and materials payable to Paula on day of event. Saturday, 1:00 pm.

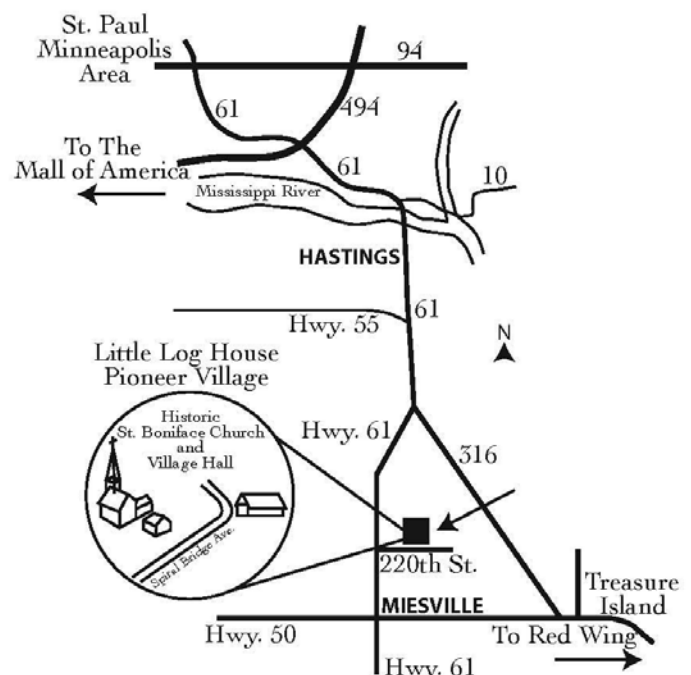
Altoid Tin Repurpose: Learn fun ways to reuse your Altoid tins! Free class. Instructed by Jesse Gavin. Sunday, 8:30 am to noon.

Magnetic art: Design and build magnetic/ferrous creations (blacksmith legos!). Free all weekend.

Found Art: The hay wagon out back is always loaded with metal shapes just waiting for the "found artist" in you to appear and put it all together! You find the parts and do the designing. If you have spare "parts" lying around your abode, bring them along. There's always room on the hay wagon for more! Then Herb Fick and company will weld whatever you find on the trailer into your art creation. Open to all ages. Free! All day Saturday. This activity is a favorite. Come and create something wonderful.

To register for any of these classes, contact Sheri Stanaitis at 715-698-2895 or email her at spaco@baldwin-telecom.net

Little Log House Antique Power Show grounds



Six miles south of Hastings on Highway 61. Turn East on 220th street. One mile to Little Log House Antique Power Show grounds. Look for the anvil sign!!!

Our neighborhood of smiths

The Guild of Metalsmiths (TGoM)

All membership meetings are the second Wednesday of February, April, June, August, and October, except December. For these meetings a potluck meal begins at 6:30 pm and the business meeting begins at 7, with a demonstration or activity starting around 8 (times approximate). To check your membership expiration date, see the mailing label on your latest copy of "Metalsmith."

President: Martin Pansch Vice-President: Rick Wessling
blacksmithingyeti@gmail.com rgwessling@gmail.com
612-599-4762 612-875-4420
Our website is: <http://www.metalsmith.org>

Badger Blacksmiths meetings

Our contact information is as follows:

President: Don Hogenson Newsletter editor: John Grump
715-265-4701 715-835-0894
johngrump@att.net

Lake Superior Metalsmiths

Lake Superior Metalsmiths (LSM) meet the fourth Saturday of the month. Potluck at noon with meeting to follow.

Contacts are:

Charley Brown, President, CharleyRB@charter.net, 218-428-7906
Dave Hanson, Vice-President, Daveforge1@aol.com, 218-721-4572

Northern Minnesota Metalsmiths

The NMM meets the first Monday of the month at Lake Itasca Region Pioneer Farmers (LIRPF) show grounds, 1/4 mile east of the north entrance to Itasca State Park.

Contact Keith Johnson for monthly specifics at keith@greatriverforge.com. The NMM's website is www.nmmetalsmiths.org

Central Minnesota Blacksmiths (CMB)

Meet on the first Monday of each month. Potluck followed by demo. Locations are different every month so please call or write for info

President: Ken Zitur Brian Johnson
320-746-8161 16777 Co Rd 75 NW
mail@kensiron.com Clearwater MN 55367
320-558-6898

Chicago Avenue Fire Arts Center (CAFAC)

Quarterly blacksmithing classes, exhibits, and open house events
www.cafac.org email: info@cafac.org

Tunnel Mill Crafts

Blacksmith shop, traditional iron work, classes
4505 Highway 63 North, Rochester, MN 55906
507 289-4189 or 507 289-5246

John & Carol Adams jc-adams@msn.com,
<http://www.tunnelmillcrafts.com/>

New Members for September 2016

ANDREA HOLSTEN NEW BRIGHTON MN
JOE RICE CHANHASSEN MN
CONNER EGGERT APPLE VALLEY MN
JOHN GUENTHER WAYZATA MN
CHRIS FALK MINNETONKA MN
MICHAL HANSON ANDOVER MN
KARIN GORE EAGLE LAKE MN
GABRIELE DeANGELIS EAGLE LAKE MN
SARAH BIRKY MINNEAPOLIS MN
DICK FRANEK NEW PRAGUE MN
JOE FRANEK NEW PRAGUE MN

Guild member passes

Bob Werner of St. Peter MN passed of a heart attack on July 25 at the age of 87. Bob was a long time Guild member, having joined in 1981, and you could find him at nearly all of our fall conferences. Bob is survived by his wife, Joan, and three children. A memorial service will be held at a later date. Blacksmithing was such a big part of his life that it takes up about 1/3 of his obituary, which can be found here:

<http://www.startribune.com/obituaries/detail/148135/?fullname=robert-fredric-werner,-jr>

Thank you...

Dick and Irma Carlson would like to thank Guild members for their positive thoughts and prayers during the past few months as their daughter, Maxine, awaited a heart transplant. She received her new heart on August 13 and is at home in Phoenix AZ doing very well. In fact, her dad repeated a post-surgery quote from her: "I haven't felt this good in ten years!"

For Sale

Tool Steel for \$0.85 a pound!

Starland Metals in Gibbon, MN is clearing out their estimated 35,000 lbs of tools steel. They have a bunch of 4140, 4142, 4150, S7, D2, A2, and a little O1. Lots of big sizes (up to 12" diameter rounds). Contact Joel Decker, 507-381-4247, joeld@starlandfab.com, www.shopstarlandmetals.com

TGoM now accepts Paypal and most major credit cards

The Guild accepts Paypal and most major credit cards, in addition to paper checks, for the payment of annual dues. This should make it more convenient for members to pay dues.

If you have questions as to when your membership expires, that information is listed as part of the membership directory found on the online web forum in the "members only" section. Follow this link to log in:

<http://www.metalsmith.org/phpbb/viewtopic.php?f=143&t=162>

2016 TGOM Pre-Conference Class

Thursday & Friday, Sept. 16 & 17, 2016, 8:30 am to 5 pm Thursday, to 3 pm Friday
Little Log House Antique Power Show grounds, 13746 220th Street East
Hastings, MN

Instructor: Jeff Farmer, 2016 Fall Conference demonstrator from Berea, Kentucky

Cost: \$100 per student

Maximum class size: 12 students

Jeff Farmer will be teaching small and quick mass production of small demonstration items such as scale sized anvils, roses and other flowers, and abstract art tooling. This is a basic level class and beginners skill set is all that is required. The class is open to all, first come first registered.

Tools & Safety Equipment: Bring your own tools, hammer, tongs, files, safety glasses, gloves, and ear protection. If you have a mobile forge, anvil and vise, please bring them. If you need loaners just let me know ASAP. Will arrange loaners for the class.

Lunch arrangements: lunch provided both days.

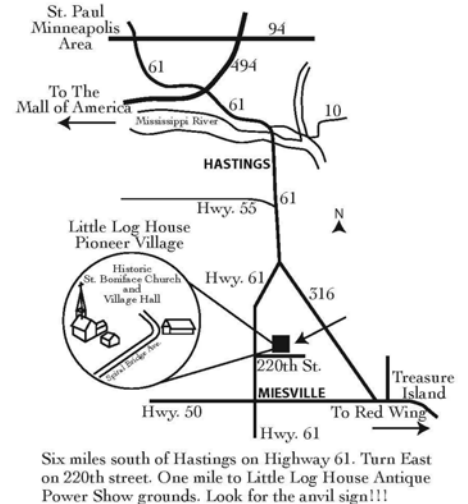
To register for this class, send a check for \$100 made out to "The Guild of Metalsmiths" to:

Larry Wasmund
28275 464th St.
Cleveland MN. 56017

Questions: Call Larry at 507-469-0205

Acceptance priority determined by postmark, and each person will be notified individually.

Examples of scale-size anvils, roses, and other flowers, and abstract art tooling.



Unique October 12 Guild meeting takes place at Historic Fort Snelling with special guests!

Be sure to mark your calendar for Wednesday, October 12 to attend TGOM's next membership meeting at Historic Fort Snelling. This will be a unique event you won't want to miss. Our Guild will host both the Clockmakers Guild and the Minnesota Woodworkers Guild, who will attend our 6:30 pm potluck and join us at our meeting.

The visitor's center at Historic Fort Snelling is the site of our meeting. A map below points out the location, and the visitor center is on the north side underneath the parking lot and the "U"-shaped building north of the Memorial Chapel. Fort Snelling is located at the junction of Highways 5 and 55 (Bloomington Ave and Tower Rd), but there has been road construction in that area for a few months. Be sure to check the MnDOT website for updates:

<http://www.dot.state.mn.us/metro/projects/hwy5/>

All attendees to this meeting are invited to bring items to show, but the "tell" part of "show and tell" can't happen this time due to the number of people expected to attend.

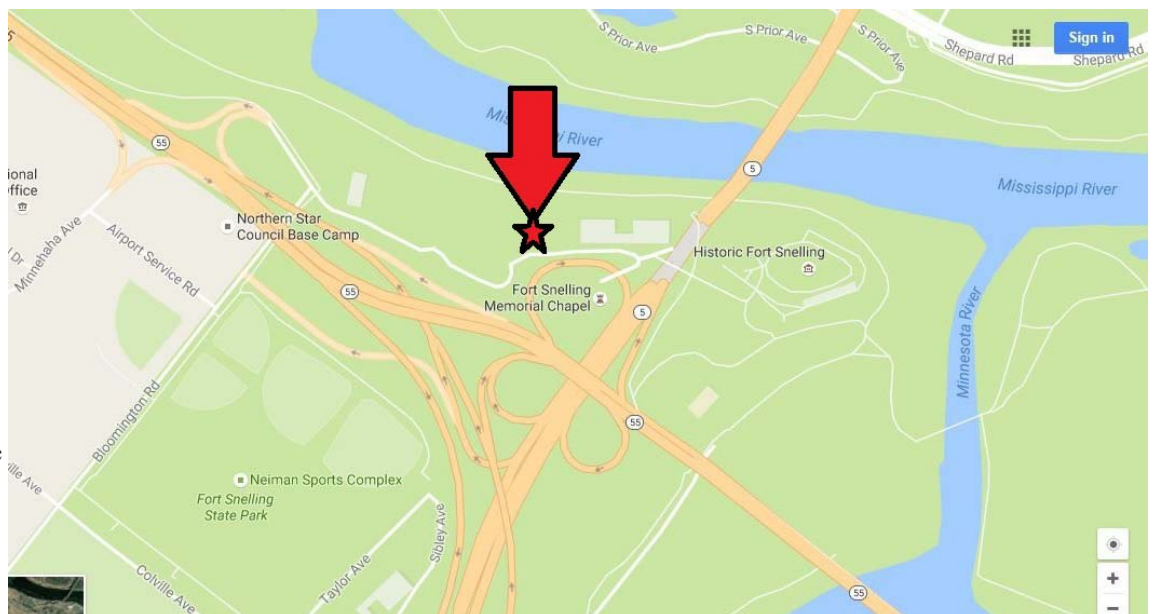
The program part of this meeting will be a presentation by U of M Professor Ellad Tadmore of the College of Science and Engineering

<http://www.aem.umn.edu/people/faculty/bio/tadmor.shtml>

Dr. Tadmore will talk about iron and steel, how they harden, and why they fail. AKA - metallurgy. Watch for the October Forum to include further details.

Another feature of this meeting will be a refurbished clock that will be going into a rebuilt tower at Fort Snelling. More about that in October also.

If you have questions about the meeting, please contact meeting champion Richard Zielike at 612-860-6120.



Bottle Opener class

Saturday, Oct. 8, 2016, 8:30 am to 5 pm

Location: Martin Pansch farm, 8750 Yale Avenue, Young America, MN 55397

Instructor: Jim Erickson Cost: \$40 per student Max students: 8, minimum students: 4



How many times have you been sitting in your lounge chair with a cold bottled beverage in your hand and suddenly realized that you had lost your bottle opener? How many times have you cut your delicate hands with a twist top that was installed by malicious robots in the production lines, bent on world domination? How many times have you had a lit fire in your forge and wanted something quick and easy to make, but had run out of ideas? Well, the upcoming bottle opener class is the answer to your problems! With the help of the esteemed Jim (Jimbo Hotep) Erickson, Martin (The Blacksmithing Yeti) Pansch, and myself Marty (Martín Fiero) Masters, we will help you turn your old scrap lag bolts and metal scraps into beautiful, artistic creations that will amaze your friends and family, and defeat that dastardly bottle cap.

Skill Level: Beginners and novices are welcome.

Techniques: We will be practicing slot punching, opening a slot into a circle, forging tapers, various decorative twists, and using top tools for functional and decorative elements.

Lunch: Plan on a sack lunch. If we get enough people, we'll provide lunch.

Bring: Your favorite hammer and water to drink.

Safety equipment: safety glasses, ear plugs and work gloves **are mandatory**. Other safety equipment may include: leather apron, cotton clothing, pants, and leather shoes.

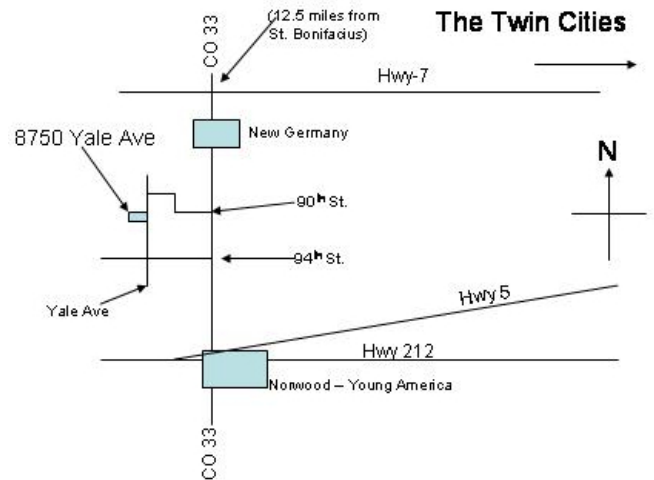
Tools: Besides a forging hammer, folks might want tongs for 1/4" flat stock and 1/2" square stock, a 1/8" x 3/4" slot punch, hot rasp, rat tail file, and a twisting wrench. No tools are required, but if you have 'em, bring 'em.

To register for this class: send a check for \$40 made out to Guild of Metalsmiths AND your contact info to:

Martin Masters
395 Bucher Ave
Shoreview, MN 55126

Questions: mastersmw@yahoo.com, 651-493-8930 (h)

Acceptance priority determined by postmark.



Clock Theory and the Blacksmith

Saturday, October 15, 2016, 9:00 am to noon

Location: Jackson Street Roundhouse, 193 Pennsylvania Avenue East, St. Paul MN

Cost: \$15 per student

Instructor: Susan Wood



This class will include a lecture and images on how clock mechanisms are designed and built, including the influence of the blacksmith in early clocks and tools. We will cover the evolution of escapements from foliot to pendulum to balance wheel. How sources of power influence the mechanism with weights springs fusee and Geneva stops. We will do the math of gear ratios and tooth profiles. There will be a look into time trains, chime trains, and strike trains and how they work together. We will look at how early clocks were hand-built, then the first machines built by blacksmiths that clockmakers used. This will be a 2 to 3 hour class with lots of close up looks at different clocks and much room for questions and inspiration.

Bring: Pen/pencil, notepad and maybe a calculator.

Safety Equipment: none required

Register: to register for this class, send a check for \$15 made out to

The Guild of Metalsmiths to:

Martin Pansch
8750 Yale Avenue
Young America, MN 55397
(612) 599-4762
blacksmithingyeti@gmail.com

Map to Jackson Street Roundhouse, part of the Minnesota Transportation Museum



Announcement: Casting bronze this October

Marty Hicks will be casting bronze this October and would like to get a list going of anyone interested. If you'd like to make a casting or simply watch the process, please send Marty your contact info and he'll be in touch with more information. You can email Marty at marty@hixwerx.com, or call 651-492-0899.

Oxy/acetylene Welding 2-day class

Saturday & Sunday, Oct. 22 & 23, 9 am to 4:30 pm each day

Location: Myron Hanson's East Eagan Blacksmith Shop (a.k.a. EAST EAGAN BLACKFISH SHOP), 4015 Dodd Road, East Eagan, MN.

Instructors: Myron Hanson, Bill (the welder ©) Krawcjeski, Dick Carlson

Cost: \$100 per student Maximum students: 12

Start as a new person to gas welding or improve your technique and safety with an oxy/acetylene torch. Myron has several teaching stations and, together with Bill the Welder© and Dick Carlson, has produced capable and safe welders for several years now. Ask anyone who has taken this workshop for their recommendations and comments.

Safety gear: requires normal safety gear. (We'll list that in the acceptance letter). It will be acceptable if you choose to bring your own torch to get familiar with it. Otherwise there will be a torch and work station for each student.

Lunch: Students will supply their own lunch each day, but coffee will be provided.

Register early; this one has always sold out. We expect the instructors to be very involved with the students. Students will learn basic safety principles using oxyacetylene (see Herb's note below), welding a variety of thicknesses of steel, and brazing.

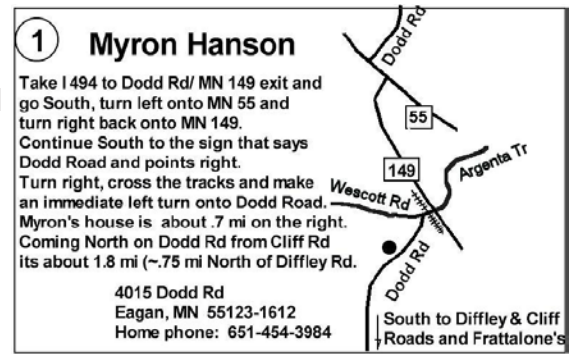
Note: Herb's observation is that in general, our members are far too willing to loan their torch to whoever implies that they have used one in the past. I (Herb) believe there are important safety concepts that are associated with borrowing my torch, and this class is a good opportunity to learn those concepts.

Questions? Contact Herb Fick (herb@phyque.com 507-663-0569) or Christina Dodge (newleafcreative@gmail.com 612-741-9292)

To register, make a \$100 check to "The Guild of Metalsmiths" and mail, along with your contact information, to:

Christina Dodge
17645 Baugh St NW
Ramsey, MN 55303

Acceptance priority determined by postmark, and each person will be notified individually.



Beginners Blacksmithing Classes - 2016 / 2017 - ALL CLASSES ARE FILLED!

When: Classes are held on four Saturdays from 9 am– 4 p.. Four sets of classes are held this Fall, Winter and Spring. All 4 sets of classes teach the same information.

| A Class-Anoka | B Class-Anoka | C Class-Anoka | D Class-Cleveland MN |
|----------------------|----------------------|----------------------|-----------------------------|
| Oct 1 | Jan 7 | Feb 4 | Feb 11 |
| Oct 8 | Jan 14 | Feb 18 | Feb 25 |
| Oct 22 | Jan 21 | Mar 4 | Mar 11 |
| Oct 29 | Jan 28 | Mar 18 | Mar 25 |

Cost: Total cost for the class is \$120. First, you must be a member. If you are not, you can join for \$30 per year. The workbook/study guide is \$15 and the 4 classes are \$105 for a total of \$120. This covers everything you need, the facility, coal and metal.

Where: The A, B, C classes are held at the Minnesota School of Horseshoeing, 6250 Riverdale Dr NW, just off Hwy 10 in Anoka near the Anoka Vocational College. The D set of classes are held in Cleveland, MN near Mankato.

Why take the beginners basic classes: The beginners basic classes are designed to give everyone the same understanding of the basics, techniques and terminology. The basic classes are required before taking any of the many other classes the Guild offers. This enables those classes to concentrate on advanced techniques without having to spend time on basic concepts.

What you need to bring: Eye, ear and skin protection. This includes safety glasses, ear muff or plugs and suitable clothing which includes hard shoes, cotton or leather. Synthetic and polyester clothing will burn and melt. There will be sparks and brushes against hot metal.

Tools: Bring your favorite hammer. A small 1 to 2 pound ball peen hammer would work. We have various hammers for you to try and get a feel for what is comfortable. We have all the punches, chisels and tools you will be using but bring your own tools if you have them.

What you will learn: The first 3 Saturdays you will learn the basic techniques including: Safety, Forging Dynamics, Hammer Techniques, Fire Building, Drawing out, Upsetting, Punching, Bending, Twisting, Heat Treating, Scrolling, Splitting

The fourth Saturday will be self paced to build a few items that will include each of the techniques you learned earlier. Instructors will help guide you thru any number of possible projects such as a forge rake, watering can, forge poker, spoon, shovel, tongs, candlestick holder etc. This is a good opportunity to try out all your new skills.

Who are the teachers: The instructors are all volunteers with a wide range of experience, talents and stories. They range from just finishing the basic beginners class to 30 years. There is usually at least one instructor for every two students and many times we have had as many instructors as students.

Who are the students: The students come in all ages and experience. We have had 10 year olds and 70 year olds. There are always a few women in each class. Some students have never held a hammer before. Some students are skilled in other crafts, woodworking, glass, welding, pottery and want to learn more about metal work to work it into their craft. Some students are nearing retirement and want to learn a hobby. All share an interest in learning more about blacksmithing.

Typical day: Classes start at 9 but people usually show up much earlier to get the coffee brewing, have a donut, swap stories or show off recent projects. Feel free to bring projects you are working on to show. We break for lunch. You can either bring a brown bag or go out to a local fast food restaurant.

How can I learn more about the Guild or classes: Call or email Gordon Barr 952-894-4821 agbarr@aol.com www.metalsmith.org

How do I join the Guild Of Metalsmiths? Send a check for \$30 payable to "Guild of Metalsmiths" for a one year family membership to:

The Guild of Metalsmiths
PO Box 11423
St. Paul, MN 55111

A collection of photos from TGoM's June 2016 Hammer-In at Nowthen. Thanks to Marty Masters and Christina Dodge for sharing...



Blacksmiths featured in these photos include Marty Masters, Mike Masters, Bob Fredell, Wayne Olson, Roger Degner, Jake Dodge, and Larry Wasmund.



2016 TGoM Demo Calendar--September

September Demo Ops

| Dates | Event | Location | Guild Champion | Email | Phone | Notes |
|---|---------------------------------------|---------------|---|--|--------------|--|
| 2-4 SEP 2016 | Rice County Steam and Gas Engine Show | Dundus, MN | Myron Hanson | None | 651-454-3984 | Bring your hand tools and a project. |
| 9-10 SEP 2016 | Lamberton Hot Iron Days | Lamberton, MN | Bob Brown | bbrown474@msn.com | 651-457-0086 | |
| 10-11 SEP 2016 | Laura Ingalls Wilder Days | Pepin, WI | Tom Latane | tlatane@centurytel.net | 715-442-2419 | Not open to casual demonstration but go and watch Tom, Pete, and Gary demo blacksmithing, Kitty demo tin work and Sheri spin wool. |
| Wednesdays, Saturdays, Sundays | Jackson Street Roundhouse | St. Paul, MN | Gordon Barr | agbarr@aol.com | 952-894-4821 | Not really a demo. More a standing open forge with an occasional visitor. |
| Most weekends Memorial Day through Labor Day. | The Landing | Shakopee, MN | None - Contact site manager Rich Williams | Rwilliams@threeriversparkdistrict.org | 763-694-7784 | Costume needed (overalls and white button up shirt okay). |

Jackson Street Roundhouse Demo Op

- The Roundhouse will be open Wednesdays, Fridays and Saturdays 10 – 4 and Sunday 12-4.
- Wednesday and Saturday you can enter through the back gate. Friday and Sunday please park in the front.
- We now have a second forge setup outside.
- People that would like to work in the blacksmith shop these days are welcome to drop by. Sundays would be especially helpful.
- Any questions, call Gordon Barr 612-242-5827

Goings on...

A calendar of TGoM events at a glance

- All membership meetings are the second Wednesday of February, April, June, August, and October. Date for December will be announced. For these meetings a potluck meal begins at 6:30 pm and the business meeting begins at 7, with a demonstration or activity starting around 8 (times approximate).
- Education Comm. meets first Wednesday of each month. Contact Larry Wasmund, chair: poundedtreasures@gmail.com
- Program Comm. meetings are 7 pm the third Thursday of each month. Mark Lockwood is chair: mark.lockwood@daikinapplied.com
- All board meetings are the second Wednesday of January, March, May, July, September, and November. Potluck meal begins at 6:30, with meeting starting at 7 pm.



Events in September, 2016

- Sept. 2-4, Rice County Steam & Gas Engine Show, Dundas, Myron Hanson
- Sept. 9-10, Lamberton Hot Iron Days, contact Bob Brown
- Sept. 10-11, Laura Ingalls Wilder Days, Pepin, WI
- Sept. 15-16, Pre-Conference Class with Jeff Farmer, Hastings
- Sept. 16-18, *THE MADNESS!* Hastings MN
- Sept. 30-Oct. 1, annual Tunnel Mill Fall Gathering, near Chatfield MN

Events in October, 2016

- Oct. 1, Beginning blacksmithing class A1, MN School of Horseshoeing
- Oct. 8, Beginning blacksmithing class A2, MN School of Horseshoeing
- Oct. 8, Bottle Opener class, Pansch farm
- Oct. 12, Guild membership meeting at Historic Fort Snelling
- Oct. 15, Clock Theory and the Blacksmith class, Jackson St. Roundhouse
- Oct. 22, Beginning blacksmithing class A3, MN School of Horseshoeing
- Oct. 22, Gas Welding Class, Myron Hanson's studio
- Oct. 29, Beginning blacksmithing class A4, MN School of Horseshoeing

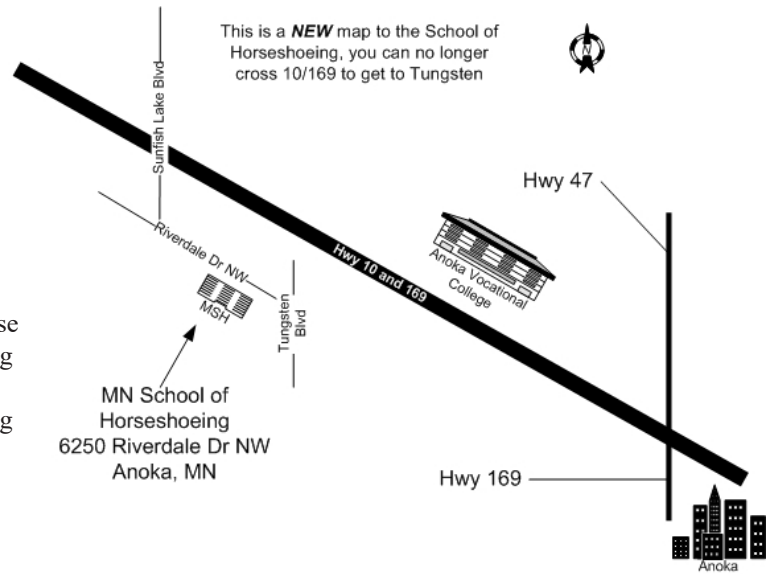
Events in November, 2016

?

Events in December, 2016

- Dec. 4, Guild Holiday Party/Membership Meeting, CSPS Hall, St. Paul

Map to MN School of Horseshoeing



Join The Guild of Metalsmiths

Send \$30 dues to the address below. Please circle if you want to be listed in our membership directory and/or check items you don't want listed.

The Guild of Metalsmiths
 PO Box 11423
 St. Paul MN 55111

List Me
 in the directory
 but don't list
 address - phones: home - work - fax - cell - email - web page
(circle items above you DO NOT want published)

Don't List Me
 in the Directory

Name: _____

Email address: _____

Address: _____

City, State, Zip Code: _____

Primary phone: _____ Secondary phone: _____

All memberships are family memberships. Persons of all ages, professionals and hobbyists, are invited to join. We do not sell our mailing list.

ELECTRONIC FORUM

If you have not been receiving an email notification that The Forum is available, please verify that we have your correct email address. Contact Gordon Barr at agbarr@aol.com.



Address Service Requested

Forum deadline for October:: Monday, Sept. 19, 2016.

The deadline for content in The Forum is usually the third Monday of the month. Please send items to **Georgia Myers**, editor, by email to: gldmyers@embarqmail.com

The Guild of Metalsmiths on the web

Visit our website at <http://www.metalsmith.org>

Looking for something? Try the search engine. On our home page, at the top of the right sidebar, enter your query and click on "Search."

September 2016

Your membership expiration date will show on the address label of your quarterly Metalsmith magazine.

The Guild of Metalsmiths, St. Paul, MN, publishes The GoM Forum monthly. It is intended as a tool to further our educational mission, to keep members up to date on current happenings, to publicize projects and workshops, a place for all members to express their opinions, concerns, learn more about each other—in short, to help us run our organization.

Information in this publication is provided as a service for our members. Members may submit items for sale and upcoming events that are considered relevant to our group, and they will be published as space permits. The Guild of Metalsmiths is not responsible for these items or events.

Guild educational grants

There is grant money available for Guild members to study intermediate and advanced metalworking techniques.

The Guild educational grant program is designed to bring new skills into the metalworking community. Participants are given money to pay for a portion of their expenses and are expected to learn some new or poorly understood skill, and then to share what they have learned with other members and the public through an article in our quarterly magazine, "The Metalsmith." They're also expected to lead a workshop on the topic (or other educational service approved by the board).

Application forms are available from the president or treasurer at a regular meeting, or by sending a self-addressed, stamped envelope to:

The Guild of Metalsmiths
PO Box 11423
St. Paul MN 55111