

The Forum



October 2012

Vol. 14, No. 10

Bring your jigs and fixtures to the October 10 TGoM meeting


October 10th Guild of Metalsmiths meeting will be at the Minnesota Transportation Museum, Jackson Street Roundhouse, 193 Pennsylvania Avenue East, St. Paul, MN. The potluck will start at 6:30 pm. If you have time, come early and help with setup!

Map is available below or at the museum website:

<http://www.mtmuseum.org>

Meeting champions: Nick Heinen and Charlie Bateman

The October meeting will include a tour of the facility that promises to be a trip through history featuring local and regional railway history. The Jackson Street Roundhouse is an operating turntable, one of the last of its kind in the country. There are several locomotives and passenger cars in various stages of restoration in the museum restoration shop.



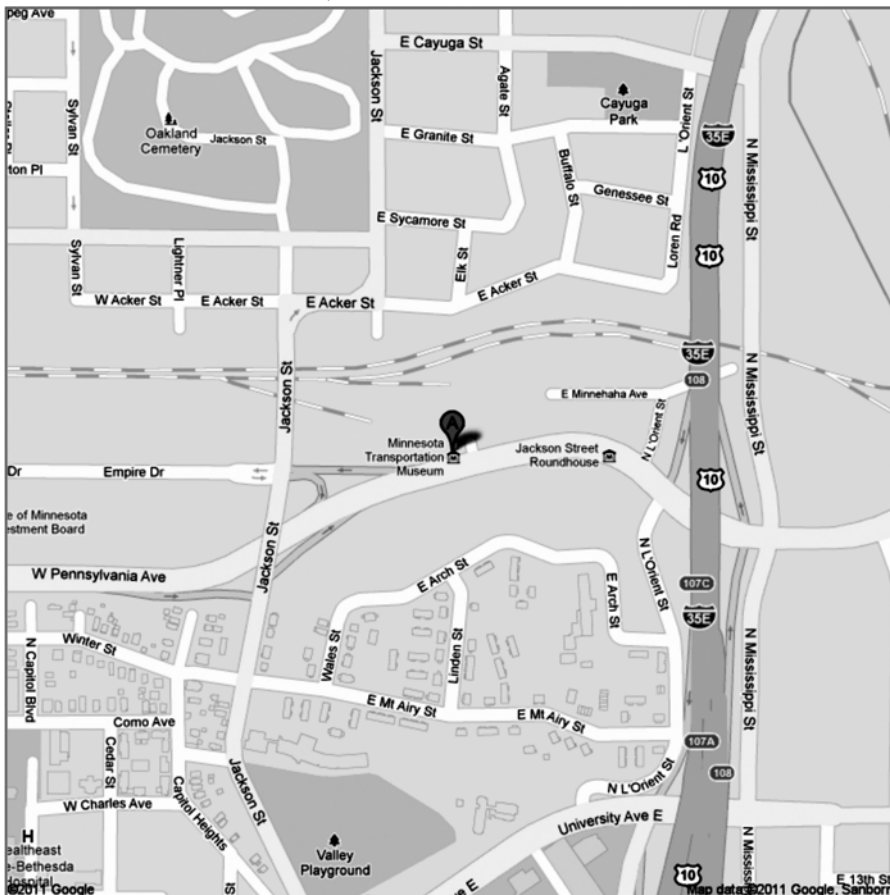
Meeting theme...

The theme of this month's meeting is jigs and fixtures. All of us have developed various jigs and fixtures that are used in our shops to make life simpler. Please bring in a favorite jig or fixture and either be prepared to explain or demonstrate how it is used. We will have a couple of forges available.

So what is considered a jig and what is considered a fixture? I took the following definition from Wikipedia: In metalworking and woodworking, a **jig** is a type of tool used to control the location and/or motion of another tool. A jig's primary purpose is to provide repeatability, accuracy, and interchangeability in the manufacturing of products. A jig is often confused with a **fixture**; a fixture holds the work in a fixed location. A device that does both functions (holding the work and guiding a tool) is called a jig.

SPECIAL NOTE: The museum staff will join us for the potluck, so we need to assure adequate donations to the potluck will cover the additional 10 to 12 people.

For additional information, call Nick Heinen at 612-910-6717.



Happy Halloween!



Guild gear is here!

Have you found your wardrobe woefully bereft of hammer or anvil-themed shirts? Have you been sipping a mug of your favorite French Roast coffee and thought, "You know, this would taste a lot better if my mug had the logo of my favorite metalworking 501C3 organization?" Well, friends, now you can do something about it.

The Guild has opened a "store" on Café Press, a website where you can set up your logo to be printed on shirts, mugs, glasses, and other goods for purchase. It allows us to make Guild merchandise available to the membership without the major outlay of cash and volunteer effort needed to sell them in a more traditional way. The Guild gets a small amount of money on each item, but mostly it is a way to make things readily available. There are currently two images available. One is our tried and true Guild logo with an improved, slightly rounded peen. The other is an anvil-in-an-anvil (double anvil) design made and donated by Chris Rand. Going forward, if people come up with additional original designs they would like to see available, it will be easy to add to the store. Here's the link to the online store:

<http://www.cafepress.com/TheGuildofMetalsmiths>

Our neighborhood of smiths

UMBA

Visit <http://www.umbaonline.ning.com>

UMBA DVD-R library

125 different titles

\$5 each, \$2 shipping per order

Never return them to library - www.umbaonline.ning.com

Badger Blacksmiths meetings

Our contact information is as follows:

President: Jim Tweet
715-557-5236

Newsletter editor: John Grump
715-835-0894

jtweet01@yahoo.com

johngrump@att.net

Lake Superior Metalsmiths

Lake Superior Metalsmiths (LSM) meet the fourth Saturday of the month. Potluck at noon with meeting to follow.

Contacts are:

Charley Brown, President, CharleyRB@charter.net, 218-428-7906

Dave Hanson, Vice-President, Daveforge1@aol.com, 218-721-4572

Northern Minnesota Metalsmiths

The NMM meetings are the first Monday of the month, often, but not always, at Keith Johnson's shop in Bemidji. Contact Keith for monthly specifics at keith@greatriverforge.com. The Northern Minn. Metalsmith's website is www.nmmetalsmiths.org

Central Minnesota Blacksmiths (CMB)

Meet on the first Monday of each month

Pot Luck followed by demo

Locations are different every month so please call or write for info
Contacts are:

President: Ken Zitron
1-320-746-2557
ken@kensiron.com

Brian Johnson
16777 Co Rd 75 NW
Clearwater MN 55367
1-320-558-6898

Vol 14 Issue 10 October 2012



New Members, October 2012

Raleigh Burk, Wentworth, SD
Brad Hopke, Inver Grove Hts, MN
Joe Madsen, Minneapolis, MN
Pete Dutchak, Hastings, MN
Dan Tangen, Lakeville, MN
Gabe Shackle, Circle Pines, MN
Cris Harper, Crystal, MN
Tom Greenwalt, Blaine, MN
Jeffrey Newton, Blaine, MN
Jack Jepsen, St Paul, MN
Mickey Hapka, Minneapolis, MN
Dennis Barlage, Lakeville, MN
Bob Patrick, Everton, AR
Alison Finn, Marble, CO

For Sale

250# anvil in good condition, anvil stand, and assorted hardy tools, package price \$850. Contact Al Lindholm at 715-483-9540.

Treadle hammer kit for sale

I purchased a treadle hammer kit from Discount Steel last year. Health issues prevented me from assembling the machine. My condition is chronic so I must dispose of the kit. The kit is complete w/plans & parts list. I invested \$350.00 & am willing to let it go for a reasonable offer. Interested individuals can contact via email leaving phone number: gwsetterholm@msn.com.
Jerry Setterholm

Oct. demonstrator opportunity at MN Zoo

In years past the Guild of Metalsmiths has demonstrated in August at John Deere Farm Days at the Minnesota Zoo in Apple Valley. This year we will have the opportunity to demonstrate the **first three weekends in October** at the Fall Harvest Days.

We will demonstrate from 9:00 am to 4:00 PM. The Zoo will cover cost of coal and has in the past contributed several free admission passes to demonstrators to be used at a later date. There is no cost to the demonstrators to get in the days they are demonstrating. The plan is to have two forges, two anvils, and a post vise set up and ready to go each weekend so all you need to do is bring material and tools. If interested, please contact Rick Wessling. rgwessling@gmail.com or phone 612-270-6634.

TGoM's website is tool to keep informed!

The Guild of Metalsmiths maintains our own website, a fact that most of you already know. As we go more and more paperless, we'll use our website as a tool to help our members and the rest of the world keep informed on activities, educational opportunities, and all the information we can pile into the pages. Please take advantage of this technology to spread the word about "TGoM!"

<http://www.metalsmith.org>

ABANA Convention News

To help celebrate ABANA's 40th Anniversary, the first ABANA Convention will be held at the Historic Westville Village in Lumpkin, Georgia and at the Convention Center in Columbus, Georgia on March 15-17, 2013.

You can see more details here: <http://www.abana.org/Conventions/2013Convention.shtml>

Note: This information is provided as a service for our members. Members may submit items for sale and upcoming events that are considered relevant to our group, and they will be published as space permits. The Guild of Metalsmiths is not responsible for these items or events.

The GoM Forum

Page 2

Bronze pour coming soon!

Marty Hicks reminds us about plans for hosting a bronze pour October 13 and October 20. He has a metal melter donated by Father Frank Wampach up and running. Plans are to have a mold making workshop Saturday afternoon, Oct. 13 and then the pour the following weekend, Oct. 20 afternoon into evening. Rain date would be Oct. 27. Location will be Marty's home at 2223 Stewart Ave in St. Paul. Call him at 651-492-0899 if you'd like to attend.

A limited amount of material is available if you'd like to make a mold, and have an object cast. Reserve your material for \$55 today. Send a check to: Marty Hicks, 2223 Stewart Ave., St. Paul, MN 55116

◆ Mold-making session Oct. 13, 1 pm to 4 pm

◆ Size limit of artwork equal to, or less than, the volume of a baseball

◆ Pick up your casting on Sunday, Oct. 21

◆ Rain date for the pour Oct. 27, 6 pm to 9 pm

◆ Questions? Call 651-492-0899 or email

marty@hixwerx.com

Tool Box Class

Saturday, November 10 & Saturday, December 8, 2012, 9:00 am

Instructors: Tom Sanders, 507-822-2792, Thomas.Sanders@MNHS.ORG and Martin Pansch, 612-599-4762, blacksmithingyeti@gmail.com

Cost: \$90

Class size: 8 students maximum, 6 students minimum

Location: MN School of Horseshoeing (map page 7)

Class description: Are you still using a 5 gallon bucket to haul your tools to classes? How gauche! Sign up for this class and you can soon be toting your tools in style. In this class students will make all the hardware for their own wooden tool box. Parts include hinges, bale handles with plates and cotter pins, a hasp and staple and, of course, nails. On the first day of class students will be given the wooden parts of their box and begin making the hardware. There will be a month break before the second day of the class so students can customize and assemble their box in preparation for mounting hardware as well as any work they may need on the hardware they started. On second day of the class students will be taken through forging the rest of the hardware and mounting it on their tool box. This is a class for those with solid intermediate level skills. Students should be able to forge weld thin stock, have good hammer control and be able to control where they spread their steel. Students will be shown the basic functional hardware but may choose to get decorative with it (see Metalsmith photos of toolboxes made by Mike Fasold or Stephen Olivio for examples). Students should also have basic wood working skills and tools to be able to assemble their box at home.

Bring to class: Your favorite blacksmithing hammer, tongs for handling 1/8" flat stock, 1/2" square and round stock, files, 1/2" wide cold chisel, 3/16" round punch, hacksaw and any other tools you think might be useful.

Safety equipment: safety glasses & ear plugs are mandatory. Other safety equipment may include: gloves, leather apron, cotton clothing, and leather shoes.

Other equipment: Flux, drifts, nail headers, and hinge bending jigs will be provided.

To register for this class, send a check payable to Guild of Metalsmiths for \$90 to:

Martin Pansch

8750 Yale Avenue

Young America, MN 55397



Handled Struck Tools Class

December 1, 2012, 9:00 am

Instructors: Jesse Gavin, 608-216-4370, jagavin6273@hotmail.com; Dave Gavin, 715-821-9950;

Cost: \$50 per student

Class Size: Maximum 8 students; minimum 6 students

Location: MN School of Horseshoeing (Map page 7)

Tools & Equipment: Bring your favorite blacksmithing hammer, tongs for handling 5/8 round, 3/4 round and 1 inch square. Some tongs and punches are available.

Safety equipment: safety glasses & ear plugs are mandatory. Other safety equipment may include: gloves, leather apron, cotton clothing, and leather shoes.

Other Equipment: Grinding equipment will be supplied and shared. Some tongs and punches are available. You will prefer your own if you have them. Work blanks are supplied.

Special Instructions: Be on time. We need to get the work pieces done so we can spend most of the afternoon practicing heat treat.

Class Description: Learn some basics of heat treating tools. We will forge 5/8 and 3/4 inch round 4140 steel to make a punch and a chisel. Steel will be available to make a small hammer if your skill level allows. The tools have 5/16 inch wire handles and are shorter than a hand held tool. Treadle hammers will be used for forging. Find out if you need a treadle hammer by using them. The process starts by getting comfortable with punching and sizing holes in the stock. Then we shape the punch and then the chisel. After near final grinding we refine the grain of the metal before hardening and tempering the tool blank. Finally we artistically fashion the wire handle much like the illustration supplied. As time and skill level allow, students can fashion a small hammer from blanks and wooden handles supplied. The product of the day is the comfort gained in practicing punching and gaining the heat treating knowledge and skill needed to build, repair, and maintain working tools. You will also probably make tools that you will use and understand. Students should have completed the basics class of the Guild, or have an equivalent background.

To register for this class: send check payable to Guild of Metalsmiths for \$50 to:

Herb Fick

519 Eighth Street East

Northfield, MN 55057-2508



Beginners Blacksmithing Classes 2012 / 2013

When: Classes are held on four Saturdays from 9 – 4. Three sets of classes are held this Fall, Winter and Spring. All 3 sets of classes teach the same information. You can choose either the A, B or C set of classes.

A Class (FULL)

Oct. 13
Oct 20
Oct. 27
Nov. 3

B Class (FULL)

Jan 5
Jan 12
Jan 19
Jan 26

C Class (ONE OPENING STILL AVAILABLE)

Feb 9
Feb 23
Mar 9
Mar 23

Cost: Total cost for the class is \$120. First, you must be a member. If you are not, you can join for \$30 per year. The workbook/study guide is \$15 and the 4 classes are \$105. This covers everything you need, the facility, coal, and metal.

Where: The classes are held at the Minnesota School of Horseshoeing, 6250 Riverdale Dr NW, just off Hwy 10 in Anoka near the Anoka Vocational College. See map on page 6.

Why take the beginners basic classes? The beginners basic classes are designed to give everyone the same understanding of the basics, techniques and terminology. The basic classes are required before taking any of the many other classes the Guild offers. This enables those classes to concentrate on advanced techniques without having to spend time on basic concepts.

What you need to bring? Eye, ear and skin protection. This includes safety glasses, ear muff or plugs and suitable clothing which includes hard shoes, cotton or leather. Synthetic and polyester clothing will burn and melt. There will be sparks and brushes against hot metal.

Tools: Bring your favorite hammer. A small 1 to 2 pound ball peen hammer would work. We have various hammers for you to try and get a feel for what is comfortable. We have all the punches, chisels and tools you will be using but feel free to bring your own tools if you have them.

What you will learn: The first 3 Saturdays you will learn the basic techniques including:

Safety	Forging Dynamics	Hammer Techniques	Fire Building
Drawing out	Upsetting	Punching	Bending
Twisting	Heat Treating	Scrolling	Splitting

The fourth Saturday will be self paced to build a few items that will include each of the techniques you learned earlier. Instructors will help guide you thru any number of possible projects. This is a good opportunity to try out all your new skills.

Who are the teachers? The instructors are all volunteers with a wide range of experience, talent, and stories. They range from just finishing the basic beginners class to 30 years experience. There is usually at least one instructor for every two students and many times we have had as many instructors as students.

Who are the students: The students come in all ages and experience. We have had 10 year olds and 70 year olds. There are always a few women in each class. Some students have never held a hammer before. Some students are skilled in other crafts, woodworking, glass, welding, pottery and want to learn more about metal work to work it into their craft. Some students are nearing retirement and want to learn a hobby. All share an interest in learning more about blacksmithing.

Typical day: Classes start at 9 but people usually show up much earlier to get the coffee brewing, have a donut, swap stories or show off recent projects. Feel free to bring projects you are working on to show. We break for lunch. You can either bring a brown bag or go out to a local fast food restaurant.

How can I learn more about the Guild or classes? Call or email Gordon Barr 952-894-4821 - agbarr@aol.com - www.metalsmith.org

How do I join the Guild Of Metalsmiths? Send \$30 for a one year family membership to: (make checks payable to “Guild of Metalsmiths”) The Guild of Metalsmiths
PO Box 11423
St. Paul, MN 55111

How do I sign up for the beginning blacksmith classes? We start collecting names as soon as the classes are advertised in the August Forum newsletter. The newsletter is sent out the first week of the month. Send a check made out to “Guild of Metalsmiths” for \$120 or \$105 (book or no book) to:

**Gordon Barr
11021 27th Ave
Burnsville, MN 55337**

Make a pair of Poz-style tongs

Saturday, December 15, 2015, 9:00 am to 5:00pm

Cost: \$40 per student

Class size: Maximum 8, minimum 5

Location: MN School of Horseshoeing (Map page 7)

Prerequisites: Blacksmithing basics class required or equivalent experience

Instructors: Darryl Ponder (952-401-3266), Gordon Barr, Bob Brown

What to bring: Your favorite hammer, slitting chisel if you have it, safety glasses, hearing protection. Wear natural fiber clothes and closed toe shoes. Other tools, materials provided.

Class Description: You are invited to spend a December Saturday learning how to make a pair of "Poz" style tongs while gathered around the heat of the coal forges at the Minnesota School of Horseshoeing. Poz tongs, originally designed by a Mr. Richard Pozniak of Chicago, refined by Robb Gunter, and refined further still and championed by our own Monty Bygd, are versatile in that they can hold square, round, and flat stock all with a single pair of tongs. We will be making a pair of tongs designed to hold 3/8 inch square or round stock, or quarter inch flat stock.

We will be upsetting, slitting, drawing out, bending around some jigs, riveting, and generally having a good time. None of the processes is hard to learn and everyone will learn how to make these tongs while back in their own shop. Each participant should leave with a finished pair of tongs. One change for the class this year is that Gordon Barr has had some Poz tongs blanks cut for us at Discount Steel, so the long drawing out process we have been using for the reins will be reduced greatly in time and effort. Each student will receive two sets of blanks and will also learn how to make the tongs from regular fat bar stock if blanks are not available. Other tooling will be provided or made by you on site.

Send your check for \$40 payable to The Guild of Metalsmiths to:

Darryl Ponder
18320 Byrwood Lane
Minnetonka, MN 55345

IMPORTANT! - Include your name, phone number, and email address with your check so I may contact you after receiving the payment! A check with no telephone number or contact information included does me no good!



THE GUILD OF METALSMITHS, Board of Directors – Sept 10, 2012 Minutes

HELD AT: The home of Darryl Ponder, Minnetonka, MN. **CALL**

TO ORDER: 7:20 pm by Al Olson

Members in attendance: Olson, Frattalone, Sigurdson, Barr, Hicks, Pansch, Wessling, Ponder, Moenck. **Missing:** Rand

AMENDMENT / APPROVAL OF PREVIOUS MEETING'S MINUTES: Tabled for lack of notes.

COMMITTEE REPORTS:

Finance Committee: Chair-Frattalone

FINANCIAL REPORT FOR THE 9-10-12 BOARD MEETING

CHECKING/SAVINGS ACCT BALANCE 30,991 (UP
1,238 FROM 9-13-11)

REMAINING GRANTS 5,334

SAME AS LAST YEAR

DISCRETIONARY FUND BALANCE 25,657 (UP
1,238 FROM 9-13-11)

EXPENSES SINCE LAST BOARD MEETING ON 7-11-12:

METALSMITH 1,746

FORUMS —2 EA. 226

MEMORIAL 102

CONFERENCE 200

TAX PREP 2011 165

D&O INSURANCE 428

MEETINGS 60

ADDRESS CORRECTIONS,STAMPS 21

TOTALEXPENSES 2,948

TOTAL INCOME 4,473

MEMBERS 260 (DOWN

34 FROM 9-12-11)

COAL 18.3 TONS

REMAINING OF 24.3 TONS

Education Committee report: Chair -Pansch, Vice Chair-Moenck

Education committee is near the end of its summer glide path. Instructors workshop Sept 22, champion Wasmund. We need to make/repair punches, slitters, and drifts, maybe tongs for the candle holder. Beginners A&B classes are full, C has a few openings. Bob Patrick class full with a wait listed. Hardy tool class Sept 29. Tool box class Nov 10.

Program Committee: Chair-Hicks, Vice Chair-Lindholm

Some scrap collected for found art and silence auction, more to come. Olson to ask businesses for donations this week. Patrick arrives Wed evening, staying with Mariette. Stock for class and conference is purchased. Barr to bring a Porta Band for the conference, for demo steel. 'New' display case available for the gallery. Hope to leave it at Bauer's. We need lots of volunteers for Fri morning set up since some regulars are in Patrick class. Carpet remnants anyone, for noise abatement? (12'x12' - 14'x14') Olson to procure 12 Gauge ext cords and splitters, and a replacement coffee urn, for the Coffee Mess. Frattalone needs Patrick's contract from Olson.

Publicity Committee: Chair-Sigurdson

Ongoing concerns over the link, within the website posting emails, pointing to the current eForum. People tend to get the email notification OK, but the link doesn't always work. Seems its usually something to do with the individual's computer/browser and not the website. But the possibilities are many and may require personal visits to their home/computer. We aren't experts at this. The eForum is available 24x7 with or without the posting notification. Continued efforts. More discussion of propagating a group of journalists as a local source of Metalsmith articles rather than copying the content from other groups' publications, that recycles and recycles around the country. Making it easier for would be writers by; offering a list of topics, offering to edit, encourage submission of travel/tour photos, set up a newbie with a mentor and ask for an article of their experiences, something you made, etc. Fire Arts wants free advertising in the Forum since Heather is a member. Tunnel Mill does this already. MN Historical Society collects our Metalsmiths, binds them, and makes them viewable, but will not accept an electronic version. More questions.

UNFINISHED BUSINESS:

There is a short list of folks who do not own computers and cannot get emails from the Guild, nor view the electronic Forum. But we are saving money already on reduced printing and postage.

NEW BUSINESS:

Moenck brings discussion of quick projects for the sake of public demonstrating, rather than long term or personal projects. We need a volunteer for the Coffee Mess for 2013 as Michele has fulfilled her promise. Olson to record minutes until December elections to replace Rand. Hicks breaks down costs associated with repairing the Guild's casting equipment. Total cost \$625. He is to offer two bronze pours for members and public, the first in Oct. Mold making 13th, pour 20th, rain day 27th. Participants to pay Hicks for their own bronze, limited to the volume of a baseball. Motion to reimburse Hicks for the \$625 with condition that participants also pay \$5 ea per casting for ongoing equipment repairs/maintenance.

ADJOURNMENT: 9:40 pm, Motion by Sigurdson, second Pansch, accepted without dissent.

Great opportunity to give back to TGoM!

It's time to pass the torch (or the plates and coffee cups)! In December my year of doing the coffee and potluck supplies will be complete. We need a volunteer for 2013 to take this on.

Call me at 651-702-0925 or email me at michele.w.brennan@healthpartners.com if you'd like to know the details.

Reasons to volunteer

- ✓ Great way to meet and get to know Guild members
- ✓ You get to attend all our fantastic membership meetings
- ✓ You get to be one of the first in line for all our wonderful potlucks

I'll hand off the supplies at the December (Christmas) meeting.

Thank you!

Michele



Tunnel Mill is located 85-100 miles south of the Twin Cities in the country five miles north of Spring Valley, MN on County Road 1.

News from Tunnel Mill

Contact for class registration:

Carol and John Adams

507-289-4189 or 507-289-5246

Email: jc-adams@msn.com

Website: www.tunnelmillcrafts.com

TUNNEL MILL FALL GATHERING OCTOBER 6 - 7, 2012

It's that time of the year, and we would like to invite you to the mill. There will be plenty of interesting demos, or just come and hang out. You are bound to learn something! We will be running the 500 lb little giant. Saturday we will be running our ongoing Iron bloom project. We've learned a different process in South Dakota.

- ✓ Copper—learn some texturing techniques
- ✓ Tie-dying, or bleaching—make your own t-shirt. I will have some available for sale.
- ✓ Fiber—lets make a different scrap rug, (not weaving, not braiding). Bring some scrap pieces of fabric (at least 4" x 4")
- ✓ Or shall we make rope-wrapped vessels? Strip material needed.
- ✓ Bring something for show & tell.
- ✓ Bring a quilt to hang up in the barn

CLASS: Wrought Iron Hammers - Tom Latane', October 12, 13, 14, 2012

Students will forge one or more hammers of various sizes from wrought iron faced with steel. Pieces will be drawn down from larger stock, upset from smaller stock, or welded up from numerous small pieces. Students may bring their own wrought iron or purchase some during the class. When a block of the desired size is formed, steel faces and peins will be welded on either end and the eye punched. Decorative details will be discussed before hardening and tempering.



See contact info above to register for this class and for the Tunnel Mill Fall Gathering on Oct. 6-7.

CAFAC

The Chicago Avenue Fire Arts Center (CAFAC) is a non-profit arts organization that fills a unique niche in arts programming for the Twin Cities region. Its focus is on fine and industrial art forms that are produced using heat, spark, or flame—collectively known as “fire arts”—including sculptural welding, blacksmithing, glasswork, jewelry making, and others.

CAFAC provides classes to anyone with an interest, from youth to adult and beginner to master-level artisans. We also offer studio rental facilities to working and emerging artists and feature a storefront gallery space.

Please visit our website <http://www.cafac.org> for upcoming class offerings and news.

CAFAC

Note: This information is provided as a service for our members. Members may submit items for sale and upcoming events that are considered relevant to our group, and they will be published as space permits. The Guild of Metalsmiths is not responsible for these items or events.

Goings on...

A calendar of TGoM events at a glance

- Education Committee meeting dates vary. Contact Martin Pansch, chair, for the next meeting.
- Program Committee meetings are the third Thursday of each month.
- All membership meetings are the second Wednesday of February, April, June, August, and October, except December for the holiday gathering. For most meetings a potluck meal begins at 6:30 pm and the business meeting begins at 7, with a demonstration or activity starting around 8 (times approximate).
- All board meetings are the second Wednesday of January, March, May, July, September, and November. Potluck meal begins at 6:30, with meeting starting at 7 pm.



Events in October, 2012

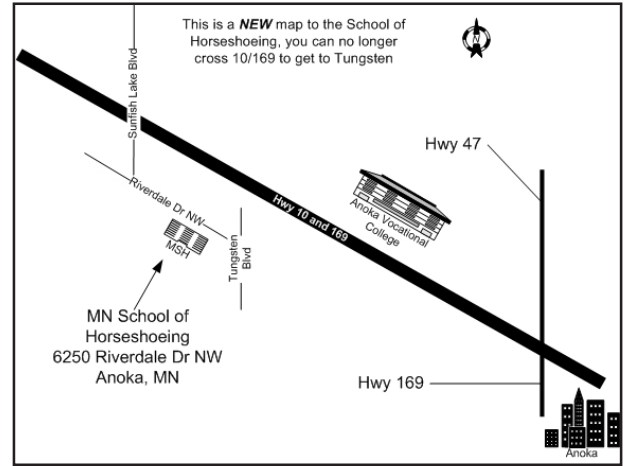
- Oct. 6 & 7, Tunnel Mill Fall Gathering
- Oct. 10, Guild membership meeting, Jackson Street Roundhouse
- Oct. 13, Beginning Blacksmithing A1 class, MN School of Horseshoeing
- Oct. 13, bronze pour mold making workshop at the home of Marty Hicks
- Oct. 20, Beginning Blacksmithing A2 class, MN School of Horseshoeing
- Oct. 20, bronze pour at the home of Marty Hicks
- Oct. 27, Beginning Blacksmithing A3 class, MN School of Horseshoeing
- First 3 Oct. weekends, demonstrator opportunity at MN Zoo.

Events in November, 2012

- Nov. 3, Beginning Blacksmithing A4 class, MN School of Horseshoeing
- Nov. 10, Tool Box Class, Part I
- Nov. 14, Guild board meeting

Events in December, 2012

- Dec. 1, Handled Struck Tool class, MN School of Horseshoeing
- Dec. 2, Guild membership (holiday) meeting, CSPS Hall, St. Paul
- Dec. 8, Tool Box class, Part II, MN School of Horseshoeing
- Dec. 15, Poz-Style Tongs class, MN School of Horseshoeing



ELECTRONIC FORUM

If you have not been receiving an email notification that The Forum is available, these may be the reasons:

1. We do not have your correct email address.
2. Your SPAM filter is not letting the following email address thru: Your GOM Forum is ready@mail.vresp.com

Join The Guild of Metalsmiths

Send \$30 dues to the address below. Please circle if you want to be listed in our membership directory and/or check items you don't want listed.

The Guild of Metalsmiths
 PO Box 11423
 St. Paul MN 55111

List Me
 in the directory
 but don't list
 address - phones: home - work - fax - cell - email - web page
(circle items above you DO NOT want published)

Don't List Me
 in the Directory

Name: _____

Email address: _____

Address: _____

City, State, Zip Code: _____

Primary phone: _____ Secondary phone: _____

All memberships are family memberships. Persons of all ages, professionals and hobbyists, are invited to join. We do not sell our mailing list.



Address Service Requested

Your membership expires at the date & month next to your name. Please send your renewal dues to the above address.

October 2012

Forum deadline for November.: Monday, October 15, 2012

The deadline for content in The Forum is always the third Monday of the month. Please send items for November by Monday, Oct. 15, 2012 to **Georgia Myers**, editor, by email to: gldmyers@embarqmail.com

Note: *Information in this publication is provided as a service for our members. Members may submit items for sale and upcoming events that are considered relevant to our group, and they will be published as space permits. The Guild of Metalsmiths is not responsible for these items or events.*

The Guild of Metalsmiths, St. Paul, MN, publishes The GoM Forum monthly. It is intended as a tool to further our educational mission, to keep members up to date on current happenings, to publicize projects and workshops, a place for all members to express their opinions, concerns, learn more about each other—in short, to help us run our organization.

The Guild of Metalsmiths on the web:

Visit our website at <http://www.metalsmith.org>

Looking for something? **Try the search engine.** On our main page, just below the index table, click on “**Search this Site,**” and enter your query.

Guild educational grants

There is grant money available for Guild members to study intermediate and advanced metalworking techniques.

The Guild educational grant program is designed to bring new skills into the metalworking community. Participants are given money to pay for a portion of their expenses and are expected to learn some new or poorly understood skill, and then to share what they have learned with other members and the public through an article in our quarterly magazine, “The Metalsmith.” They’re also expected to lead a workshop on the topic (or other educational service approved by the board).

Application forms are available from the president or treasurer at a regular meeting, or by sending a self-addressed, stamped envelope to:

The Guild of Metalsmiths
PO Box 11423
St. Paul MN 55111