

The Forum

October 2016



Vol. 18, No. 10

Unique Guild meeting takes place October 12 at Historic Fort Snelling

Be sure to attend the Wednesday, October 12 TGoM membership meeting at Historic Fort Snelling. This will be a unique event you won't want to miss. Our Guild will host both the Clockmakers Guild and the Minnesota Woodworkers Guild, who will attend our 6:30 pm potluck and join us at our meeting.

The visitor's center at Historic Fort Snelling is the site of our meeting. A map below points out the location, and the visitor center is on the north side underneath the parking lot and the "U"-shaped building north of the Memorial Chapel. Fort Snelling is located at the junction of Highways 5 and 55 (Bloomington Ave and Tower Rd), but there has been road construction in that area for a few months. Be sure to check the MnDOT website for updates: <http://www.dot.state.mn.us/metro/projects/hwy5/>

All attendees to this meeting are invited to bring items to show, but the "tell" part of "show and tell" can't happen this time due to the number of people expected to attend.

The program part of this meeting will be a presentation by U of M Professor Ellad Tadmor of the College of Science and Engineering <http://www.aem.umn.edu/people/faculty/bio/tadmor.shtml>

Dr. Tadmor will talk about iron and steel, how they harden, and why they fail. AKA - metallurgy. The website for his book, *Modeling Materials: Continuum, Atomistic and Multiscale Techniques*, can be found here: <http://www.modelingmaterials.org/>

Another feature of this meeting will be a refurbished clock that will be going into a rebuilt tower at Fort Snelling.

If you have questions about the meeting, please contact meeting champion Richard Zielike at 612-860-6120.



39th annual TGoM Fall Conference in the books!

The latest "Madness" is now history. Everyone who entered the letter opener contest made a letter opener of their own which was donated to the Guild. Then they were auctioned off, with the highest bid winning. Thomas Latane' made one that sold for \$260, taking first place, and Tom Sheely's sold for \$200 dollars tying him for second place with Dave Gavin, splitting the second and third place prizes for \$50 each.

Thanks to Little Log House for hosting our event. Thanks to Jeff Farmer and Freddy Rodriguez for sharing their demonstrations and vast blacksmithing knowledge. Thanks to all who donated items to our silent and live auctions. Thanks to members who displayed their art in our gallery.

Thanks to the Program Committee and all the volunteers who carried out the plan for this year's conference. Thanks to Sheri Stanaitis for coordinating the family events. And thanks to the 200+ people who attended the conference!

Tom Latane' (unavailable for picture) earned first prize for his letter opener.



Tom Sheely, left, and Dave Gavin tied for second prize.



Photo by Beth Olson

Our neighborhood of smiths

The Guild of Metalsmiths (TGoM)

All membership meetings are the second Wednesday of February, April, June, August, and October, except December. For these meetings a potluck meal begins at 6:30 pm and the business meeting begins at 7, with a demonstration or activity starting around 8 (times approximate). To check your membership expiration date, see the mailing label on your latest copy of "Metalsmith."

President: Martin Pansch Vice-President: Rick Wessling
blacksmithingyeti@gmail.com rgwessling@gmail.com
612-599-4762 612-875-4420

Our website is: <http://www.metalsmith.org>

Badger Blacksmiths meetings

Our contact information is as follows:

President: Don Hogenson Newsletter editor: John Grump
715-265-4701 715-835-0894
johngrump@att.net

Lake Superior Metalsmiths

Lake Superior Metalsmiths (LSM) meet the fourth Saturday of the month. Potluck at noon with meeting to follow.

Contacts are:

Charley Brown, President, CharleyRB@charter.net, 218-428-7906
Dave Hanson, Vice-President, Daveforge1@aol.com, 218-721-4572

Northern Minnesota Metalsmiths

The NMM meets the first Monday of the month at Lake Itasca Region Pioneer Farmers (LIRPF) show grounds, 1/4 mile east of the north entrance to Itasca State Park.

Contact Keith Johnson for monthly specifics at keith@greatriverforge.com. The NMM's website is www.nmmetalsmiths.org

Central Minnesota Blacksmiths (CMB)

Meet on the first Monday of each month. Potluck followed by demo. Locations are different every month so please call or write for info

President: Ken Zitur Brian Johnson
320-746-8161 16777 Co Rd 75 NW
mail@kensiron.com Clearwater MN 55367
320-558-6898

Chicago Avenue Fire Arts Center (CAFAC)

Quarterly blacksmithing classes, exhibits, and open house events
www.cafac.org email: info@cafac.org

Tunnel Mill Crafts

Blacksmith shop, traditional iron work, classes
4505 Highway 63 North, Rochester, MN 55906
507 289-4189 or 507 289-5246

John & Carol Adams jc-adams@msn.com,
<http://www.tunnelmillcrafts.com/>

New Members for October 2016

Ken Olson	MINNEAPOLIS	MN
Anna Loney	LANESBORO	MN
Grant Bakken	BIG LAKE	MN
Andrew Boisjoli	ST PAUL	MN
Samuel Klander	TAYLORS FALLS	MN
Billy Lassitter	WATERTOWN	MN
Susan Klamm	WACONIA	MN
Dawn Smith	BLOOMINGTON	MN
Russell Dubbins	EARLHAM	IA

Open House October 8, 2016

Blacksmith items for sale:

160 lb. double horn anvil
swage block
4 ft. cone mandrel
P5 fly press w/tooling
25 lb Little Giant
50 lb Little Giant
N C gas forge
Many more items.
Dave Hartwig
606 8th St N
Northwood, IA 50459
Phone 641-324-2265 or cell 641-340-0491

For Sale

1. 5 inch leg vise. All parts present. Screw in good condition. - \$150
 2. Square forge table with champion blower and tuyere - \$ 195
 3. Canedy Otto blower with stand, missing bolt - \$ 195
 4. Champion blower with tuyere - \$ 85
 5. Rectangular forge table - \$ 75
 6. Canedy Otto blower without counter weight - \$100
- Contact Rick Gramith at rickgramith@gmail.com or (239) 989-2822

Anvil for sale

Approximately 160 lbs. 28" long. Face 16"x4". 11.5 inches tall. In good condition with a few minor chips. 2 hardy tools and a stand included. \$875 or best offer. Contact Rick Cairns at workman320@gmail.com

Jackson Street Roundhouse Demo Op

- The Roundhouse will be open Wednesdays, Fridays and Saturdays 10 - 4 and Sunday 12-4.
- Wednesday and Saturday you can enter through the back gate. Friday and Sunday please park in the front.
- We now have a second forge setup outside.
- People that would like to work in the blacksmith shop these days are welcome to drop by. Sundays would be especially helpful.
- Any questions, call Gordon Barr 612-242-5827

TGoM now accepts Paypal and most major credit cards

The Guild accepts Paypal and most major credit cards, in addition to paper checks, for the payment of annual dues. This should make it more convenient for members to pay dues.

If you have questions as to when your membership expires, that information is listed as part of the membership directory found on the online web forum in the "members only" section. Follow this link to log in:


<http://www.metalsmith.org/phpbb/viewtopic.php?f=143&t=162>

Bottle Opener class

Saturday, Oct. 8, 2016, 8:30 am to 5 pm

Location: Martin Pansch farm, 8750 Yale Avenue, Young America, MN 55397

Instructor: Jim Erickson Cost: \$40 per student Max students: 8, minimum students: 4



How many times have you been sitting in your lounge chair with a cold bottled beverage in your hand and suddenly realized that you had lost your bottle opener? How many times have you cut your delicate hands with a twist top that was installed by malicious robots in the production lines, bent on world domination? How many times have you had a lit fire in your forge and wanted something quick and easy to make, but had run out of ideas? Well, the upcoming bottle opener class is the answer to your problems! With the help of the esteemed Jim (Jimbo Hotep) Erickson, Martin (The Blacksmithing Yeti) Pansch, and myself Marty (Martín Fiero) Masters, we will help you turn your old scrap lag bolts and metal scraps into beautiful, artistic creations that will amaze your friends and family, and defeat that dastardly bottle cap.

Skill Level: Beginners and novices are welcome.

Techniques: We will be practicing slot punching, opening a slot into a circle, forging tapers, various decorative twists, and using top tools for functional and decorative elements.

Lunch: Plan on a sack lunch. If we get enough people, we'll provide lunch.

Bring: Your favorite hammer and water to drink.

Safety equipment: safety glasses, ear plugs and work gloves **are mandatory**. Other safety equipment may include: leather apron, cotton clothing, pants, and leather shoes.

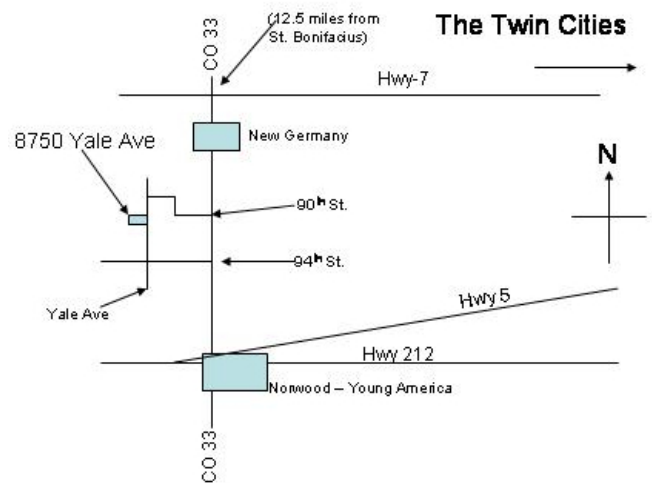
Tools: Besides a forging hammer, folks might want tongs for 1/4" flat stock and 1/2" square stock, a 1/8" x 3/4" slot punch, hot rasp, rat tail file, and a twisting wrench. No tools are required, but if you have 'em, bring 'em.

To register for this class: send a check for \$40 made out to Guild of Metalsmiths AND your contact info to:

Martin Masters
395 Bucher Ave
Shoreview, MN 55126

Questions: mastersmw@yahoo.com, 651-493-8930 (h)

Acceptance priority determined by postmark.



Clock Theory and the Blacksmith

Saturday, October 15, 2016, 9:00 am to noon

Location: Jackson Street Roundhouse, 193 Pennsylvania Avenue East, St. Paul MN

Cost: \$15 per student

Instructor: Susan Wood



This class will include a lecture and images on how clock mechanisms are designed and built, including the influence of the blacksmith in early clocks and tools. We will cover the evolution of escapements from foliot to pendulum to balance wheel. How sources of power influence the mechanism with weights springs fusee and Geneva stops. We will do the math of gear ratios and tooth profiles. There will be a look into time trains, chime trains, and strike trains and how they work together. We will look at how early clocks were hand-built, then the first machines built by blacksmiths that clockmakers used. This will be a 2 to 3 hour class with lots of close up looks at different clocks and much room for questions and inspiration.

Bring: Pen/pencil, notepad and maybe a calculator.

Safety Equipment: none required

Register: to register for this class, send a check for \$15 made out to

The Guild of Metalsmiths to:

Martin Pansch
8750 Yale Avenue
Young America, MN 55397
(612) 599-4762
blacksmithingyeti@gmail.com

Map to Jackson Street Roundhouse, part of the Minnesota Transportation Museum



Oxy/acetylene Welding 2-day class IS FULL!

Saturday & Sunday, Oct. 22 & 23, 9 am to 4:30 pm each day

Location: Myron Hanson's East Eagan Blacksmith Shop (a.k.a. EAST EAGAN BLACKFISH SHOP), 4015 Dodd Road, East Eagan, MN.

Instructors: Myron Hanson, Bill (the welder ©) Krawcjeski, Dick Carlson

Questions? Contact Herb Fick (herb@phyque.com 507-663-0569) or Christina Dodge (newleafcreative@gmail.com 612-741-9292)

2016 Fall Conference Pictorial

The 39th annual Fall Conference of The Guild of Metalsmiths was once again a huge success. Over 200 attendees of all ages participated in two days of events.



Demonstrator Jeff Farmer was assisted by TGoM member Bob Brown and offered tips on basic blacksmithing. Most of Jeff's items were auctioned off, but a couple remain and will be auctioned off in the future.



Freddy Rodriguez, demonstrator from Colombia, showed his talent for forging fantasy creatures, which were later auctioned off.




Letter Opener Contest Entries



Again this year, the gallery displayed works of art in varied forms, some available for auction.

Gallery Collage



Broom-making class



Mark Jackson led these two folks in a class to create their own hearth brooms.

Tailgating at the madness!



Found Art was a popular venue on Saturday



A crowded hayrack offered a plethora of metal pieces, not all just rusty junk, to TGoM's imaginative artists! Again this year, Herb Fick, Don Hammer, and found art pro Joe Anton helped inspire, weld, and finish off works of art.



Dean Ziegenbein proudly showed off his "found art" wind chime.



Mike Frattalone created a whimsical turtle. (Photo by Patty Murray)

Making spoonhandle bracelets was a popular Saturday family class



Paula Wasmund (pictured at left) instructed a number of ladies how to make their own spoonhandle bracelets. Seven pictured here were successfully displayed at the end of the class.



Tongs Class

Saturday, Dec. 3, 2016, 9:00 am - 4:00 pm

MN School of Horseshoeing, Anoka MN (map page 7)

Instructors: Martin Pansch, Larry Wasmund, Rick Wessling, Marty Masters, other exciting guest instructors to be determined later.

Cost: \$40 per student Maximum students: 8, Minimum 4



Tongs, while deceptively simple looking, contain a lot of considerations in making them. They should fit the work, fit your hand, be long enough but not too long, sturdy enough but not too heavy, and constructed in a way that lasts despite heavy use. This class will look at these factors and more as we learn to make tongs using the classic 3-shoulder method. Those with less experience will be encouraged to stick with flat bit tongs but the modifications needed for bolt, pick up, box jaw, etc will be demonstrated and can be tried by the more bold. Students should have already completed the beginner class or equivalent. Techniques involved will include half-face blows, forging to dimension, drawing, punching and riveting. We might play a little with striking for each other. The goal is for students to leave with the knowledge needed to make any tongs they need in the future with little more than a hammer, anvil, forge and punch.

Tools and Equipment or other items participants are to bring to the class. Your favorite blacksmithing hammer, ¼ to 3/8" round punch if you have one. Flatters, sledge hammer, and hot rasp may also be used but don't go buy them just for the class.

Safety Equipment – safety glasses & ear plugs are mandatory. Other safety equipment may include: gloves, leather apron, cotton clothing, leather shoes.

Lunch Arrangements: Bring your own or eat at one of the fine local dining establishments.

To register for this class, send a check for \$40 made out to "Guild of Metalsmiths" to:

Martin Pansch

8750 Yale Avenue

Young America, MN 55397

(612) 599-4762

blacksmithingyeti@gmail.com

Acceptance priority determined by postmark.

Handled Struck Tool Class

Saturday, December 10, 2016, 8:00 am to 5 pm

Instructor: Jesse Gavin (lead) supported by Dave Gavin, Herb Fick, and others

Cost: \$65

Minimum 6 students; maximum 8

Location: Minnesota School of Horseshoeing (map page 7)

The tools made will be punches with a wire handles and chisels with wire handles. We will use treadle hammers. (Find out if you really need one of these by trying them.) Tools for the treadle hammers will be supplied.



Steel will be 5/8 and 3/4 inch round 4140 for the punches and chisels. Handles will be fabricated from ¼ and or 5/16 round CRS.

The exercise will include forging and basic heat treatment of the tools. We forge in the morning, heat treat and install handles after lunch.

We've accepted that most of the time is spent focusing on understanding the heat treat process. There will be enough stock so we can encourage you to make a couple of serious mistakes and still go home with real tools to use or offer for the next "iron in the hat".

Power grinders are supplied by Duggan, Gavin, BtW © and Fick. We still have a couple of belts supplied by our abrasive friends at 3M.

Bring your favorite hammers, tongs suitable for the stock if you have them, and eye and ear protection. Bring your basic safety gear (leather, cotton, gloves, and safety shoes). Last year we used three different treadle hammers for the eight students.

For reference, probable students are invited to question former students including:

Hix, Marty	Auel, George	Olson, Wayne
Moenck, James	Hilton, Larry	Brown, Bob

This class has been going annually for quite a while and has always filled. Credit for that goes to Jesse and Dave.

To register, send your name, address, email, and phone numbers on a piece of paper along with a check for \$65 written out to Guild of Metalsmiths to:

Herb Fick

519 East Eighth Street

Northfield MN 55057-2508

For questions: 507 663 0569 or 507 649 1611 (cell) herb@phyque.com

Acceptance priority for this class is determined by postmark.



December membership meeting teaser

Mark your busy calendars NOW to attend The Guild of Metalsmiths annual December holiday gathering/meeting to be held on Sunday, December 11 at the CSPS Hall in St. Paul, MN. This Guild tradition always delights everyone! Of course, there also is the business item of electing new officers and board members. Be sure to attend this event and participate!

2016 Calla Lily Class



Report from Herb Fick on class held August 20:

Yes, we had a good time. Lunch was great, and 7 attendees worked on getting the technique down to a level that they could demonstrate at the county fair. Six attendees left with a story board. One made a bouquet of finished lilies. Left to right: Tom, Wendy, Gary, Herb, Cliff (our host), Marty, Rich, Myron, Ben and Seth. That is a coach for every two worker bees. Sort of an average ratio for the workshops that I've been involved with.

2016 August Meeting



Ken Zitur provided the demo at the August membership meeting held at Dan Pate's home. Below are photos of both Ken and his wife, MaryLou, in the process of setting up and using Ken's MZ75 power hammer.



July 2016 Little Log House Antique Power Show event demonstrators



Myron Hanson, Dick Carlson, and Bill Krawczeski

Bob McClean



Bob Brown

Roger Degner and Rob Murray



Ben Smith and Dick Carlson (with Juliet Anderson in the background snapping photos!)

Gary Myers, Gordon Barr, and Herb Fick



All Little Log House photos by Patty Murray

Goings on...

A calendar of TGoM events at a glance

- All membership meetings are the second Wednesday of February, April, June, August, and October. Date for December will be announced. For these meetings a potluck meal begins at 6:30 pm and the business meeting begins at 7, with a demonstration or activity starting around 8 (times approximate).
- Education Comm. meets first Wednesday of each month. Contact Larry Wasmund, chair: poundedtreasures@gmail.com
- Program Comm. meetings are 7 pm the third Thursday of each month. Mark Lockwood is chair: mark.lockwood@daikinapplied.com
- All board meetings are the second Wednesday of January, March, May, July, September, and November. Potluck meal begins at 6:30, with meeting starting at 7 pm.



Events in October, 2016

- Oct. 1, Beginning blacksmithing class A1, MN School of Horseshoeing
- Oct. 8, Beginning blacksmithing class A2, MN School of Horseshoeing
- Oct. 8, Bottle Opener class, Pansch farm
- Oct. 12, Guild membership meeting at Historic Fort Snelling
- Oct. 15, Clock Theory and the Blacksmith class, Jackson St. Roundhouse
- Oct. 22, Beginning blacksmithing class A3, MN School of Horseshoeing
- Oct. 22, Gas Welding Class, Myron Hanson's studio
- Oct. 29, Beginning blacksmithing class A4, MN School of Horseshoeing

Events in November, 2016

???

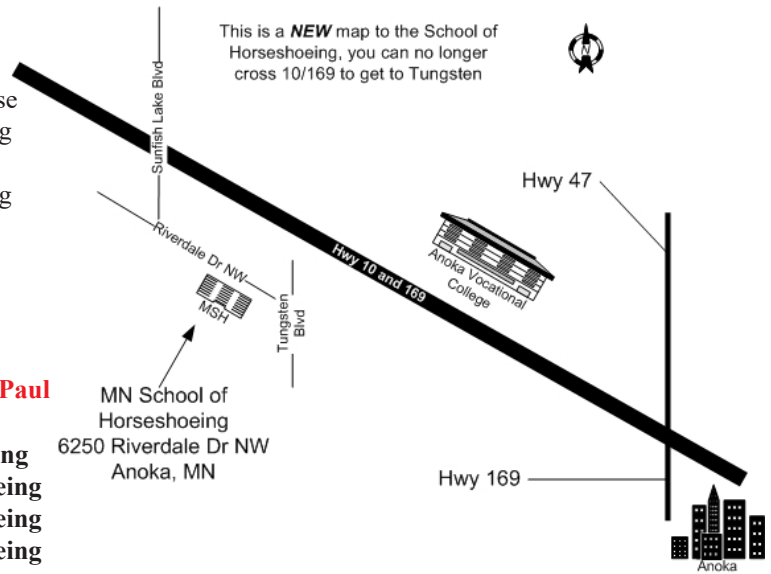
Events in December, 2016

- Dec. 3, Tongs Class, MN School of Horseshoeing
- Dec. 10, Handled Struck Tools Class, MN School of Horseshoeing
- Dec. 11, Guild Holiday Party/Membership Meeting, CSPS Hall, St. Paul**

Events in January, 2017

- Jan. 7, Beginning blacksmithing class B1, MN School of Horseshoeing
- Jan. 14, Beginning blacksmithing class B2, MN School of Horseshoeing
- Jan. 21, Beginning blacksmithing class B3, MN School of Horseshoeing
- Jan. 28, Beginning blacksmithing class B4, MN School of Horseshoeing

Map to MN School of Horseshoeing



Join The Guild of Metalsmiths

Send \$30 dues to the address below. Please circle if you want to be listed in our membership directory and/or check items you don't want listed.

The Guild of Metalsmiths
 PO Box 11423
 St. Paul MN 55111

List Me

in the directory
 but don't list

address - phones: home - work - fax - cell - email - web page
(circle items above you DO NOT want published)

Don't List Me

in the Directory

Name: _____

Email address: _____

Address: _____

City, State, Zip Code: _____

Primary phone: _____ Secondary phone: _____

All memberships are family memberships. Persons of all ages, professionals and hobbyists, are invited to join.
 We do not sell our mailing list.

ELECTRONIC FORUM

If you have not been receiving an email notification that The Forum is available, please verify that we have your correct email address.
 Contact Gordon Barr at agbarr@aol.com.



Address Service Requested

Forum deadline for November:: Monday, Oct. 11, 2016.

The deadline for content in The Forum is usually the third Monday of the month. Please send items to **Georgia Myers**, editor, by email to: gldmyers@embarqmail.com

The Guild of Metalsmiths on the web

Visit our website at <http://www.metalsmith.org>

Looking for something? Try the search engine. On our home page, at the top of the right sidebar, enter your query and click on "Search."

October 2016

Your membership expiration date will show on the address label of your quarterly Metalsmith magazine.

The Guild of Metalsmiths, St. Paul, MN, publishes The GoM Forum monthly. It is intended as a tool to further our educational mission, to keep members up to date on current happenings, to publicize projects and workshops, a place for all members to express their opinions, concerns, learn more about each other—in short, to help us run our organization.

Information in this publication is provided as a service for our members. Members may submit items for sale and upcoming events that are considered relevant to our group, and they will be published as space permits. The Guild of Metalsmiths is not responsible for these items or events.

Guild educational grants

There is grant money available for Guild members to study intermediate and advanced metalworking techniques.

The Guild educational grant program is designed to bring new skills into the metalworking community. Participants are given money to pay for a portion of their expenses and are expected to learn some new or poorly understood skill, and then to share what they have learned with other members and the public through an article in our quarterly magazine, "The Metalsmith." They're also expected to lead a workshop on the topic (or other educational service approved by the board).

Application forms are available from the president or treasurer at a regular meeting, or by sending a self-addressed, stamped envelope to:

The Guild of Metalsmiths
PO Box 11423
St. Paul MN 55111