

# The Forum

December 2014








Vol. 16, No. 12

## December 14 is the TGoM holiday potluck and meeting!

Join us for our Guild of Metalsmiths annual holiday meeting on Sunday, December 14. Where? CSPS Hall on corner of West 7th St. & Michigan St. in St. Paul.



-  Show and tell
-  Maximum social enjoyment
-  Beautiful holiday potluck
-  Elections
-  Awards—who receives the Juare/Hubler Award this year?

What time? Some will show up at 11 downstairs at the Glockenspiel for a holiday beverage; some will show up at noon to help set up; the rest will filter in around 1. Don't forget your show and tell pieces, your Iron in the Heat item, and your dish to pass.

If you have questions about this meeting, please contact Mike Frattalone, the meeting champion, at: [icemanfratt@aol.com](mailto:icemanfratt@aol.com) 651-452-7740



## Thank you!

Retiring members of the Education Committee, Program Committee, Publicity Committee, and Board of Directors deserve our heartfelt thanks for their selfless participation in these groups for the benefit of us, The Guild of Metalsmiths. Elections at the December meeting will determine who replaces departing board members. Committees are always glad to welcome new or repeat members to their fold. Think about joining!

## Iron in the Hat, December edition: holiday ornaments!


The second Iron in the Hat swap will happen at the December 14 meeting, which is only a short three (3) weeks away. In short, to participate you make something in the theme, bring it to the meeting, and, through luck of the draw, go home with what someone else made.

The theme is holiday ornaments with the twist of using the tool you got in the last IITH in June. Forge a Christmas ornament or Hanukkah, Kwanzaa, Festivus, Boxing Day, St. Leonard's Day, ornament! Again it can be any design, any metals, any construction technique you want. It just needs to be something you made and small enough that it won't make a Christmas tree bend in half, a la "A Charlie Brown Christmas."

There is one extra twist: you need to utilize the tool you got in June's Iron in the Hat in the construction. If you weren't in the last one but want in on this round, HURRY! Take your pick from the tools that changed hands. These include:

- |                 |                     |   |
|-----------------|---------------------|---|
| hammers         | knife               | weed puller                             |
| tongs           | hack saw            | metal mosquito on a stick (fly swatter) |
| center scribe   | hot cut/splitter    | hammer outline key ring                 |
| twisting wrench | double center punch | dividers                                |

There should be enough basics there so it won't be too hard. Double bonus points to those who use the metal mosquito as their tool of choice. Hurry, December 14 is fast approaching!



— Martin Pansch

## Our neighborhood of smiths

### The Guild of Metalsmiths (TGoM)

All membership meetings are the second Wednesday of February, April, June, August, and October, except December 14 for this year's holiday gathering. For these meetings a potluck meal begins at 6:30 pm and the business meeting begins at 7, with a demonstration or activity starting around 8 (times approximate).

President: Martin Pansch Vice-President: Rick Wessling

[blacksmithingyeti@gmail.com](mailto:blacksmithingyeti@gmail.com) [rgwessling@gmail.com](mailto:rgwessling@gmail.com)

612-599-4762 612-875-4420

Our website is: <http://www.metalsmith.org>

### UMBA

Visit <http://www.umbaonline.ning.com>

UMBA DVD-R library

125 different titles

\$5 each, \$2 shipping per order

Never return them to library - [www.umbaonline.ning.com](http://www.umbaonline.ning.com)

### Badger Blacksmiths meetings

Our contact information is as follows:

President: Jared Riesenweber Newsletter editor: John Grump

715-983-5637 715-835-0894

[tudweber@hotmail.com](mailto:tudweber@hotmail.com) [johngrump@att.net](mailto:johngrump@att.net)

### Lake Superior Metalsmiths

Lake Superior Metalsmiths (LSM) meet the fourth Saturday of the month. Potluck at noon with meeting to follow.

Contacts are:

Charley Brown, President, [CharleyRB@charter.net](mailto:CharleyRB@charter.net), 218-428-7906

Dave Hanson, Vice-President, [Daveforge1@aol.com](mailto:Daveforge1@aol.com), 218-721-4572

### Northern Minnesota Metalsmiths

The NMM meets the first Monday of the month at Lake Itasca

Region Pioneer Farmers (LIRPF) show grounds,

1/4 mile east of the north entrance to Itasca State Park.

Contact Keith Johnson for monthly specifics at

[keith@greatriverforge.com](mailto:keith@greatriverforge.com). The NMM's website is

[www.nmmetalsmiths.org](http://www.nmmetalsmiths.org)

### Central Minnesota Blacksmiths (CMB)

Meet on the first Monday of each month. Potluck followed by demo.

Locations are different every month so please call or write for info

President: Ken Zitur

Brian Johnson

1-320-746-2557

16777 Co Rd 75 NW

[ken@kensiron.com](mailto:ken@kensiron.com)

Clearwater MN 55367

1-320-558-6898

### TGoM now accepts Paypal and most major credit cards for annual dues payment

Mike Frattalone and Darryl Ponder have worked together to add a "Buy Now" button to the "Membership" page of our main website. See: <http://www.metalsmith.org/membership/>

This means the Guild can now accept Paypal and most major credit cards, in addition to paper checks, for the payment of annual dues. This should make it more convenient for members to pay dues.

If you have questions as to when your membership expires, that information is listed as part of the membership directory found on the online web forum in the "members only" section. Follow this link to log in:

<http://www.metalsmith.org/phpbb/viewtopic.php?f=143&t=162>

## New Members, December 2014

Michael Bollman, Reno, NV

Clark & Ruth Hawksworth, Phoenix, AZ

## For Sale

Dave Martens has a 25 # Little Giant and a cauking/leg vise for sale. [martens.smithy@gmail.com](mailto:martens.smithy@gmail.com)

*Have a joyous,  
peaceful holiday  
season!*



## Update your 'Guild gear'!

The Guild has opened a "store" on Café Press, a website where we set up our logo to be printed on shirts, mugs, glasses, and other goods for purchase. It allows us to make Guild merchandise available to the membership without the major outlay of cash and volunteer effort needed to sell them in a more traditional way.

The Guild gets a small amount of money on each item, but mostly it is a way to make items readily available. Items you can order range from multiple shirt styles and mugs all the way to field bags, water bottles, and even pajamas! Here's the link to the online store:

<http://www.cafepress.com/TheGuildofMetalsmiths>



# Handled Struck Tools

Saturday, December 13, 2014

MN School of Horseshoeing

Instructors: Jesse Gavin, Dave Gavin, Herb Fick,  
and others

Cost: \$65

Minimum 6 students, maximum 8 students

The tools made will be punches with a wire handle and chisels with a wire handle. We will use treadle hammers. (Find out if you really need one of these by trying them.) Tools for the treadle hammers will be supplied.

Steel will be 5/8 and 3/4 inch round 4140 for the punches and chisels. Handles will be fabricated from 1/4 and or 5/16 round CRS.



The exercise will include forging and basic heat treatment of the tools. Forge in the morning, heat treat and install handles after lunch.

**A note on change:** In the past we've offered the preparation of a small hammer. We've accepted that the time is better spent focusing on the punches and chisels so that more time is spent on understanding the heat treat process. There will be enough stock so we can encourage you to make a couple of serious mistakes and still go home with real tools to use or offer for the next "iron in the hat".

Power grinders are supplied by Duggan, Gavin and Fick. (We still have a couple of belts supplied by our abrasive friends at 3M.)

Bring your favorite hammers, tongs suitable for the stock if you have them, and eye and ear protection. Bring your basic safety gear (leather, cotton, gloves, and safety shoes).

The building will be open by 8 am, introductions and coffee will start at 8:30, in the shop by 9 AM. We usually finish just before 5 pm.

## History:

Last year we used three different treadle hammers for the eight students.

Herb's records only go back to 2006, but this class has been going annually for quite a while and has always filled. Credit for that goes to the Jesse and Dave.

For reference, probable students are invited to question former students including:

Hix Marty  
Auel George  
Olson Wayne  
Moenck James  
Hilton Larry  
McClellan Robert  
Brown Bob  
Fidelman Nathan

To register for this class, send your contact information and a check made out to The Guild of Metalsmiths for \$65 to:

Herb Fick  
519 East 18th Street  
Northfield MN 55057-2508

Contact Herb at:  
507 663 0569 (home)  
507 649 1611 (cell)  
[herb@phyque.com](mailto:herb@phyque.com)



# Merry Christmas!

# February TGoM meeting set for new venue

Please join us on February 11 at Mississippi Welders Supply Company, 5211 Moundview Drive, Red Wing, MN 55066

I know for some of us, including me, that this is a long way to travel, but please consider making it to this new venue. To those that live in southern Minnesota, you're welcome!

The details for demonstrations have not been worked out yet, but we should have this information before the January Forum goes out.

As always, potluck dinner starts at 6:30 pm, with the business meeting beginning at 7:00 pm. Don't forget to bring your show & tell items.

— Mark Lockwood, Program Committee Chairman



## Jackson Street Roundhouse demo ops

Demo opportunities always exist at the Jackson Street Roundhouse (JSR). Besides the normal days of Wednesday (10-4), Saturday (10-4) and Sunday (12-4), there are a few special events coming up for which we could really use some Guild participation.

- √ December 6 & 7, 13 & 14, and 20 & 21 they are having a big Christmas program.
- √ Gordon Barr will be helping a boy scout troop with their metalworking merit badge. This troop consists of ten autistic boys from ages 10 to 24, so one-on-one guidance might be needed. It will be two Saturdays between now and Christmas. The exact dates will likely be determined by when the most volunteers are available.

If you are interested in participating in any of these dates, please give Gordon a shout.

Gordon Barr

[agbarr@aol.com](mailto:agbarr@aol.com)

952-894-4821



**Note from Martin Pansch:** The potential exists there for a multiple forge shop where we can teach Guild classes. Having another venue besides the School of Horseshoeing, and especially one closer to our membership's center of gravity, would be desirable for several reasons. The JSR board has got to be gauging what the Guild can bring to the table with the one forge shop they have allowed us so far. If we can show them the excitement a smith can bring for visitors and how generally useful we can be, it would probably go away to showing them we are worth having around.

# The Blacksmith's Christmas Eve

Allan Green

Many years ago, a North Carolina blacksmith was awakened after midnight on Christmas Eve by the ringing of a hammer on an anvil. The sound was coming from his forge. He peered out the window and saw the sparks flying from his forge chimney, so he quickly dressed and went out to his shop, wondering who could be using the forge at this hour. His heart began to pound as he saw, parked in the pasture beside the forge, a sleigh, and a team of reindeer grazing on the good grass that was still green this late in the year. Quietly opening the forge door, he saw an elderly, bearded man in long red underwear and wearing the blacksmith's own apron busily shaping something on the anvil. The sudden draft alerted the old man, and he looked up.

"I wish that thee not mind, my friend," he said, "but I have need of thy shop for my team in yon pasture".


His accents were strange, but the old fellow obviously knew what he was about. "My shop is at your service, Sir," the blacksmith replied, and settled back to watch a master smith at work. At first it was not clear what his guest was so energetically forging. Singletree ends? Harness rings? Shaft stays? Whatever it was, he had 4 irons in the fire at once – a sure invitation for disaster for a lesser smith. The blacksmith watched as the old man quickly removed each piece from the fire and expertly shaped it into a U over the horn. A few last blows flattened the pieces into matching tiny horseshoes – except for the delicately shaped ends which belonged on no horse the blacksmith had ever seen.

"'Tis about half my route, this far, and my wheel boys need shoes again," the old man explained. "I'm much obliged for your hospitality." And with that, he took the shoes from the slack bucket and headed for his team. A quick lift of each leg, a few expert taps for each nail, and the job was done before you could say "Cookies and Milk." Stowing his tools, the old man jumped in the seat and gathered the reins.

"Wait!" the blacksmith shouted. "Leave me the throws and next year I'll have 4 sets waiting for you!"

The old man laughed, tossed him a pair of used shoes, and called, "Its a bargain, my friend! Till next year then! Ho Dasher! Ho Dancer!" Then he shook the reins, and the sleigh gained speed over the snow and vanished into the night.

And so it is that blacksmiths in this part of the country fashion "Reindeer Shoes" for their red-suited fellow Smith, who brings his team through here each Christmas Eve.



# October 2014 Tunnel Mill Smelt Activity Report

We didn't do an iron ore-to-wrought-iron smelt at the Tunnel Mill weekend event as scheduled in October of 2014. We were ready to go on Friday AM, but we ran into 2 obstacles:

- a terrible weather forecast (which turned out to be totally false)
- a lack of workers to perform the various processes in a timely fashion.

So, about mid day Friday we decided to call it off. Two years ago we had a very successful smelt, but last year it was a bust. So we were in need of a successful comeback.

After last year's failed run, we studied Lee Sauder's works carefully (again) and discovered at least a couple of things that we had missed:

- One important "miss" last year was our failure to sort non-ore detritus from the actual iron-bearing stuff.
- Probably the most important boo-boo last year was in starting the furnace without building the DEEP bed of charcoal that is needed to get the bloom started 'way up high in the furnace, just below the tuyere.

Even though we didn't make a run this October, we did, however, roast enough ore this fall for a full run later on.

Once we began examining the fresh ore and the roasted material, we found (and removed) lots of rocks that clearly weren't going to make iron. We also found various pieces of "stuff" that simply looked different from the rest. We also made a lot of charcoal. So those two important processes are already completed.

Anyway, we are loaded for bear next year! And we may not even wait until October to try again.

— Pete Stanaitis

<b>Tunnel Mill Smelt Chart</b>									
<b>Tasks</b>	Before Friday	Friday Early	Friday Mid Day	Friday Late	Saturday Early	Saturday Mid Day	Saturday Late		
Prepare Measurement System	X	X							
Prepare Fuel for drying Furnace	X	X							
Get Ore	X								
Crush and Clean Ore		X							
Roast Ore		X							
Remove good roasted ore from roaster		X			X				
Make Charcoal	X								
Screen Charcoal		X			X				
Make Furnace Form	X								
Obtain materials for Furnace	X								
Make Cobs		X							
Build Furnace			X		X				
Dry Furnace Outside			X	X	X				
Dry Furnace Inside			X	X	X				
Connect Tuyere and Blower					X				
Prepare Charcoal Base for Bloom Formation					X				
Preheat Furnace					X				
Begin Charging					X	X			
Tap Slag						X			
Maintain Furnace						X			
Charge Furnace as needed						X			
Remove Bloom									X
Consolidate Bloom									X
Split Bloom									X

# Goings on...

## A calendar of TGoM events at a glance

- All membership meetings are the second Wednesday of February, April, June, August, and October, except December 14 for this year's holiday gathering. For these meetings a potluck meal begins at 6:30 pm and the business meeting begins at 7, with a demonstration or activity starting around 8 (times approximate).
- Education Committee meeting dates vary. Contact Larry Wasmund, chair, for the next meeting.
- Program Committee meetings are the third Thursday of each month. Mark Lockwood is chair.
- All board meetings are the second Wednesday of January, March, May, July, September, and November. Potluck meal begins at 6:30, with meeting starting at 7 pm.



### Events in December, 2014

- Dec. 13, Handled Struck Tools Class, MN School of Horseshoeing
- Dec. 14, Membership holiday meeting at CSPS Hall, St. Paul.

### Events in January, 2015

- Jan. 3, Beginning Blacksmithing B1, MN School of Horseshoeing
- Jan. 10, Beginning Blacksmithing B2, MN School of Horseshoeing
- Jan. 14, Guild board meeting
- Jan. 17, Beginning Blacksmithing B3, MN School of Horseshoeing
- Jan. 24, Beginning Blacksmithing B4, MN School of Horseshoeing

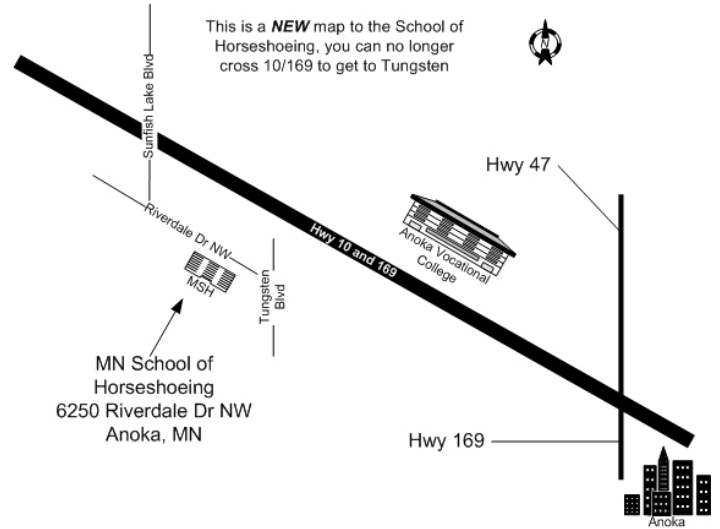
### Events in February, 2015

- Feb. 7, Beginning Blacksmithing C1, MN School of Horseshoeing
- Feb. 11, Guild membership meeting, Mississippi Welding Supply, Red Wing
- Feb. 21, Beginning Blacksmithing C2, MN School of Horseshoeing

### Events in March, 2015

- March 7, Beginning Blacksmithing C3, MN School of Horseshoeing
- March 14, Poor Man's Forge, Pansch Farm
- March 21, Beginning Blacksmithing C4, MN School of Horseshoeing

### Map to MN School of Horseshoeing



## Join The Guild of Metalsmiths

Send \$30 dues to the address below. Please circle if you want to be listed in our membership directory and/or check items you don't want listed.

The Guild of Metalsmiths  
PO Box 11423  
St. Paul MN 55111

**List Me**  
in the directory  
but don't list  
address - phones: home - work - fax - cell - email - web page  
(circle items above you DO NOT want published)

**Don't List Me**  
in the Directory

Name: \_\_\_\_\_

Email address: \_\_\_\_\_

Address: \_\_\_\_\_

City, State, Zip Code: \_\_\_\_\_

Primary phone: \_\_\_\_\_ Secondary phone: \_\_\_\_\_

All memberships are family memberships. Persons of all ages, professionals and hobbyists, are invited to join. We do not sell our mailing list.

### ELECTRONIC FORUM

If you have not been receiving an email notification that The Forum is available, please verify that we have your correct email address. Contact Gordon Barr at [agbarr@aol.com](mailto:agbarr@aol.com).



Address Service Requested

**Forum deadline for December, 2014: Monday,  
Nov. 17, 2014**

The deadline for content in The Forum is always the third Monday of the month. Please send items to **Georgia Myers**, editor, by email to: [gldmyers@embarqmail.com](mailto:gldmyers@embarqmail.com)

**The Guild of Metalsmiths on the web**  
Visit our website at <http://www.metalsmith.org>

Looking for something? Try the search engine. On our home page, at the top of the right sidebar, enter your query and click on "Search."

**December 2014**

Your membership expires at the date & month next to your name.  
Please send your renewal dues to the above address.

---

The Guild of Metalsmiths, St. Paul, MN, publishes The GoM Forum monthly. It is intended as a tool to further our educational mission, to keep members up to date on current happenings, to publicize projects and workshops, a place for all members to express their opinions, concerns, learn more about each other—in short, to help us run our organization.

---

Information in this publication is provided as a service for our members. Members may submit items for sale and upcoming events that are considered relevant to our group, and they will be published as space permits. The Guild of Metalsmiths is not responsible for these items or events.

---

## **Guild educational grants**

There is grant money available for Guild members to study intermediate and advanced metalworking techniques.

The Guild educational grant program is designed to bring new skills into the metalworking community. Participants are given money to pay for a portion of their expenses and are expected to learn some new or poorly understood skill, and then to share what they have learned with other members and the public through an article in our quarterly magazine, "The Metalsmith." They're also expected to lead a workshop on the topic (or other educational service approved by the board).

Application forms are available from the president or treasurer at a regular meeting, or by sending a self-addressed, stamped envelope to:

The Guild of Metalsmiths  
PO Box 11423  
St. Paul MN 55111