

# The Forum

December 2016



Vol. 18, No. 12

## December 11 membership meeting set for CSPA Hall in St. Paul

Sunday, December 11 is just around the corner! Plan to attend The Guild of Metalsmiths annual holiday gathering/meeting to be held once again at the CSPA Hall in St. Paul, MN. This Guild tradition always delights everyone! Of course, there also is the annual meeting, with special business item of electing new officers and board members. Be sure to attend this event and participate!

The CSPA Hall will be open starting at 11:00 am for us to start setting up tables for dining, for show and tell, and for holding the multitudes of food offerings that always show up for our potluck. Like last year, once tables are set up, we'll start festivities with potluck hors d'oeuvres and a few bottles of holiday CHEER provided by TGoM! Then business meeting and show and tell are next on the agenda. THEN we start lining up to partake of our sumptuous holiday meal.



So don't miss this meeting, folks! The map to the CSPA Hall is pictured at right, in case you're a first-timer to this event. Just go upstairs when you get there. Stairs are in the front of the building, and an elevator entrance is located on the side just off the parking lot.

Any questions about this meeting can be answered by contacting meeting champion Mike Frattalone at [icemanfratt@aol.com](mailto:icemanfratt@aol.com).



*Thank you, Thank you, Thank you!*

The Guild of Metalsmiths' resounding success hinges on our selfless group of volunteers who keep us going year after year. That pretty much means all of us, because we each have a job done for the benefit of the Guild from time to time.

The Board of Directors, Officers, and Committee Members for The Guild of Metalsmiths usually see a few staff changes each year in December as elections are held, and we take the opportunity now to extend our thanks to them for their leadership and involvement in the operation of TGoM during 2016.

### Officers

President: Martin Pansch  
Vice-President: Rick Wessling  
Treasurer: Grace Sheely  
Recorder: Paul Widenhoefer

### Board members

Membership Svcs Chair	Gordon Barr
Communications Svcs Chair	Peter Bettenberg
Program Svcs Co-Chair	Mark Lockwood
Program Svcs Co-Chair	Rob Murray
Education Svcs Chair	Larry Wasmund
Board Member	Derrick Phillips
Board Member	Jesse Gavin

# Our neighborhood of smiths

## The Guild of Metalsmiths (TGoM)

All membership meetings are the second Wednesday of February, April, June, August, and October, except December. For these meetings a potluck meal begins at 6:30 pm and the business meeting begins at 7, with a demonstration or activity starting around 8 (times approximate). To check your membership expiration date, see the mailing label on your latest copy of "Metalsmith."

President: Martin Pansch      Vice-President: Rick Wessling  
[blacksmithingyeti@gmail.com](mailto:blacksmithingyeti@gmail.com)      [rgwessling@gmail.com](mailto:rgwessling@gmail.com)  
612-599-4762      612-875-4420

Our website is: <http://www.metalsmith.org>

---

## Badger Blacksmiths meetings

Our contact information is as follows:

President: Don Hogenson      Newsletter editor: John Grump  
715-265-4701      715-835-0894  
[johngrump@att.net](mailto:johngrump@att.net)

---

## Lake Superior Metalsmiths

Lake Superior Metalsmiths (LSM) meet the fourth Saturday of the month. Potluck at noon with meeting to follow.

### Contacts are:

Charley Brown, President, [CharleyRB@charter.net](mailto:CharleyRB@charter.net), 218-428-7906  
Dave Hanson, Vice-President, [Daveforge1@aol.com](mailto:Daveforge1@aol.com), 218-721-4572

---

## Northern Minnesota Metalsmiths

The NMM meets the first Monday of the month at Lake Itasca Region Pioneer Farmers (LIRPF) show grounds, 1/4 mile east of the north entrance to Itasca State Park.

Contact Keith Johnson for monthly specifics at [keith@greatriverforge.com](mailto:keith@greatriverforge.com). The NMM's website is [www.nmmetalsmiths.org](http://www.nmmetalsmiths.org)

---

## Central Minnesota Blacksmiths (CMB)

Meet on the first Monday of each month. Potluck followed by demo. Locations are different every month so please call or write for info

President: Ken Zitur      Brian Johnson  
320-746-8161      16777 Co Rd 75 NW  
[mail@kensiron.com](mailto:mail@kensiron.com)      Clearwater MN 55367  
320-558-6898

---

## Chicago Avenue Fire Arts Center (CAFAC)

Quarterly blacksmithing classes, exhibits, and open house events  
[www.cafac.org](http://www.cafac.org) email: [info@cafac.org](mailto:info@cafac.org)

---

## Tunnel Mill Crafts

Blacksmith shop, traditional iron work, classes  
4505 Highway 63 North, Rochester, MN 55906  
507 289-4189 or 507 289-5246

John & Carol Adams [jc-adams@msn.com](mailto:jc-adams@msn.com),  
<http://www.tunnelmillcrafts.com/>

---

# New Members for December 2016

Mike Beckmann, Mankato, MN  
Carol Yahoub, Pheonix, AR  
Eli Yeoman, LeSueur, MN  
Sean Churchill, Truman, MN

---

## For Sale

Anvil for sale. Approximately 160 lbs. 28" long. Face 16"x4". 11.5 inches tall. In good condition with a few minor chips. 2 hardy tools and a stand included. \$795 or best offer. Contact Rick Cairns at [workman320@gmail.com](mailto:workman320@gmail.com) or 612-723-8093 (email preferred) Photos available on The Guild's web forum at link below:

<http://www.metalsmith.org/phpbb/viewtopic.php?f=120&t=615&sid=5d051a240ada5e207570da9a25f39416>

## For Sale

1. 5 inch leg vise. All parts present. Screw in good condition. - \$150
2. Square forge table with champion blower and tuyere - \$ 195
3. Canedy Otto blower with stand - \$ 195
4. Champion blower with tuyere - \$ 85
5. Rectangular forge table - \$ 75
6. Canedy Otto blower without counter weight - \$100

Contact Rick Gramith at [rickgramith@gmail.com](mailto:rickgramith@gmail.com) or (239) 989-2822 (Photos available on The Guild's web forum at link below)

<http://www.metalsmith.org/phpbb/viewtopic.php?f=120&t=614&sid=5d051a240ada5e207570da9a25f39416>

## For Sale

Mayer Brothers Power Hammer (Little Giant), 100 pound ram, late model with ram guides on the sides (very solid guides). Removable sow block, flat dies and brake. A working tool, not a project. Located in northern Wisconsin. \$3,500, Rick Korinek 651-383-7434

## For Sale

Zoeller Forge sells gas forge parts and refractory products. You can save money and build your own efficient Atmospheric Propane Gas Forge. Larry Zoeller, Zoeller Forge [www.zoellerforge.com](http://www.zoellerforge.com) 7509 Geswein Road, Lanesville, IN 47136 Phone: 502 439-0812

---

## Jackson Street Roundhouse Demo Op

- The Roundhouse will be open Wednesdays and Saturdays 10 – 4 for the winter, until May.
- You can enter through the back gate.
- We now have a second forge setup outside.
- People that would like to work in the blacksmith shop these days are welcome to drop by.
- Any questions, call Gordon Barr 612-242-5827

For the first time ever...

## TGoM grant brings Professional Joinery Class to instructor candidates

The Guild of Metalsmiths' Board of Directors has approved the Education Committee's request for a grant to bring in a guest instructor for a joinery class to be held May 17-21, 2017.

We will use grant money to subsidize the fees to bring Mark Aspery to Minnesota for a 5-day class on Joinery. There is a catch, though. This is not a first-come, first-registered class. The Education Committee will be accepting applications from interested members during November and December 2016. The applicants will be judged on their qualifications to two major skills and abilities. They must possess the abilities to forge precisely to dimension, be committed to success, and able to follow instruction. Applicants also must have the skills and desire to repay The Guild by instructing classes in joinery in the years to come. This group of individuals will bring the skills back to many of our members. We feel this is the skill most needed to move our education series into the intermediate level. The number of students, the cost of this class, the tools required, and location all to be determined in the weeks to come, so stay tuned to the web forum and the December Forum for further details

The Board of Directors will review all applications and choose the attendees at the January board meeting.

Email or call Larry Wasmund at [poundedtreasures@gmail.com](mailto:poundedtreasures@gmail.com) or 507-469-0205 for an application.

Applications will be sent after the November 9<sup>th</sup> Board Meeting.

For those of you who are unfamiliar with Mark Aspery's work and are wondering what the big deal is, we know that he is not only a great smith but a great blacksmithing teacher. He has wrote several books, including one on joinery, produces excellent instructional videos on YouTube, and at our fall conference several years ago gave one of the easiest to understand explanations of heat treating by comparing steel to a can of Dinty Moore Beef Stew.

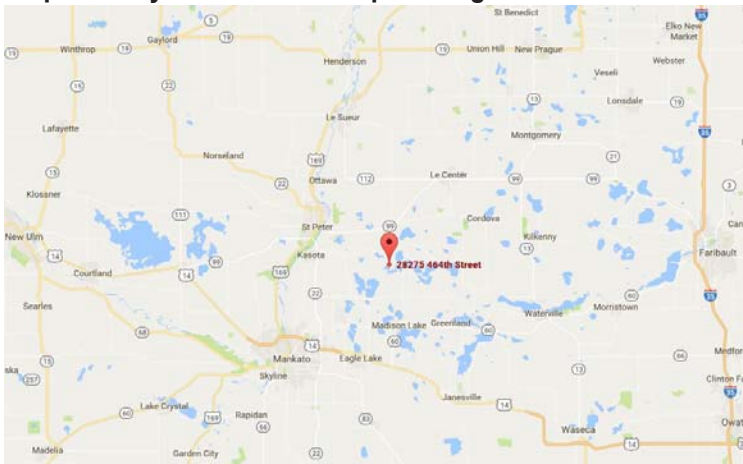
Check out his website with links to his videos and books: [http://www.markaspery.com/School\\_of\\_Blacksmithing/Home.html](http://www.markaspery.com/School_of_Blacksmithing/Home.html)

## Congrats to 2016 'A' class graduates!



From left to right: Rich Herman (I) Adam Robrahn (I), Wayne Olson (I), Ron Kuehn (S), Matt Pick (S), Harley Pick (S), Cory Berg (S), Andrew Hogetvedt (I) and Michael Will (S).

## Map to Larry Wasmund's shop for Beginners 'D' class



## Check out new books from TGoM's library!

Book-writing blacksmiths have started sending out copies of their new books to Guild editors to entice the masses. A few months ago, I received a copy of *Organic Metalworking - Volume One - The Grapevine*, by Lorelei Sims. It is a beautiful book, and I ran across a recent review of it that I have included in the upcoming *Metalsmith*.



And I received another this last week, *The Home Blacksmith*, by Ryan Ridgway. Skimming through it, there are color step-by-step photographs walking the smith through 40 projects including tools, decorative items for the home, and farm implements. The publisher states that the book fills in gaps left by other blacksmithing manuals by tracing the history of the craft, while discussing how blacksmithing tools and techniques have evolved differently around the world and providing a foundation in the science of metalworking.

Both will be at the December membership meeting, so you can take a look at them and get on the waiting list to check them out from the library!

— Beth Olson

Merry  
Christmas to  
all!



# THE GUILD OF METALSMITHS, Board of Directors – November, 9th, 2016

Held At: Danish American Center, 3030 West River Parkway, Minneapolis

Call to Order: 7:02 by Martin Pansch. Members in attendance: Barr, Bettenberg, Gavin, Lockwood, Murray, Pansch, Phillips, Sheely, Wasmund Wessling, Widenhofer. Missing: 0 Visitor(s): 0

Approval of previous meeting's minutes: Motion to accept by Wasmund, second by Barr. Motion passes.

## COMMITTEE REPORTS:

### *Treasurer Report: Grace Sheely*

description of expenditures

### *Membership Services Committee: Chair Barr.*

Status on updating membership database-Ryan still looking at data bases. Membership-303 paid up, 150+ unpaid

### *Education Committee report: Chair -Wasmund, Vice Chair- vacant*

Status of recent and upcoming classes (Tongs DEC 3, Struck tools DEC 10)

Status of joinery grant class-formulating questions for applications. Aspery set for May 17-21

Review of Education committee draft SOP and job descriptions.

Discussion about upgrading School of Horseshoeing equipment. Wasmund brings up discussion to buy more coal and raising cost of coal per bucket. Phillips makes motion, Lockwood seconds. Motion passes unanimously.

### *Program Committee: Chair-Lockwood, Vice Chair-Murray*

Discussion of Fort Snelling meeting and upcoming Dec 11 meeting

Status of December, February meetings-being held at Oxygen Services

Review of Program committee SOPs and job descriptions

Report on securing Little Log House for 2017 conference-Still looking into securing site.

### *Communications Committee: Chair-Bettenberg, Vice Chair- Vacant*

T-shirts almost gone. Researching alternate shirt printer. Discussion about survey, review 1st draft, plus redesign of brochure.

## UNFINISHED BUSINESS:

Fund allocation for Mark Aspery joinery grant class. Discussion about appropriate level of funding. Gavin motions for \$200 per student, grant to cover the rest. Lockwood seconds. Motion passes with one dissenter. Est. grant of \$3500.

Membership Questionnaire/survey.

Discussion of Guild positions that need to be filled and prioritization. What should be pushed for next.

## NEW BUSINESS:

Minnesota Transportation Museum blacksmith shop expansion. They would like a memorandum about usership/ ownership if we help fund expansion-adding four new forges. We will do a write up of paperwork.

Directors/Officers: Last call for who is leaving. Possible candidates for replacing them? Christina Dodge seems open to the idea. Murray is leaving. Discussion -people who are interested.

## EXECUTIVE SESSION (DO NOT PRINT IN FORUM):

Nominations for Juare/Hubler or President's award.

ADJOURNMENT: 9:43pm

---

## Handled Struck Tool Class **IS FULL!**

Saturday, December 10, 2016, 8:00 am to 5 pm

Instructor: Jesse Gavin (lead) supported by Dave Gavin, Herb Fick, and others

Location: Minnesota School of Horseshoeing (map page 7)

For questions: 507 663 0569 or 507 649 1611 (cell) [herb@phyque.com](mailto:herb@phyque.com)

## Tongs Class **IS FULL!**

Saturday, Dec. 3, 2016, 9:00 am - 4:00 pm

MN School of Horseshoeing, Anoka MN (map page 7)

Instructors: Martin Pansch, Larry Wasmund, Rick Wessling, Marty Masters, other exciting guest instructors to be determined later. Questions: [blacksmithingyeti@gmail.com](mailto:blacksmithingyeti@gmail.com)

# Oxy/Acetylene Gas Welding Class: Two Days of Torchy Fun

*Words by Sara Gries, photos by Christina Dodge and Marty Masters*

Toward the end of October 2016, championed by Herb Fick, the Guild held a two-day class on oxy/acetylene gas welding, geared toward people who had never done any welding as well as those who wanted a refresher course. Myron Hanson was gracious enough to lend us the use of his shop, spending considerable time setting up an area where 12 students who potentially never lit a torch before could safely start learning the art of gas welding. Along with Myron, Dick Carlson and Bob Brown helped with instruction and supervision, while Bill the Welder© was the head instructor.

Now, when I say “Bill the Welder© was the head instructor,” what I actually mean is this: Bill was kind enough to walk down from the Mount Olympus of Welding to demonstrate what a true master can accomplish with a tremendous amount of knowledge, patience, and experience. He explained and showed various techniques to us with aplomb, after which he would send us back to our individual stations where we conscientiously tried not to set one another on fire or blow up Myron’s shop.



Bill the Welder© demonstrating vertical welding

We started out with basic gas welding safety, then moved on to lighting our torches and figuring out how to control the gas mixtures to achieve a neutral flame. Then we eagerly advanced to the stage of melting metal. The purpose of this exercise was lost on me until a bit later in the class; I thought it was all about melting metal, because who doesn’t love that? But, really, the purpose was to observe how the metal heats up, how the weld puddle forms, and how you can control the size and direction of that weld puddle with the torch. That’s right. It’s all about the Zen of the Weld Puddle.

Throughout the two days, the class was broken up into steps: Bill would show us a specific weld, and we would go back to our stations to try to replicate the weld with varying degrees of success. We started out simply, as I said, by melting the metal and creating the weld puddle. We slowly advanced to welding two flat pieces together, welding two pieces together at an angle, welding flat to an angle piece, and so on, continuously combining each new technique as we learned them. Filling holes, making square tubing from pieces of flat stock, bridging gaps, building up, and welding vertically.

Aside from the technicalities of welding, we also learned a bit about the art of welding. Bill the Welder© showed us his meticulous technique of washing down the welds to smooth out the piece for the sake of aesthetics. Myron showed us examples of welding separate forged pieces seamlessly together into one piece. All of which, with significantly more practice, can be combined with any piece of work or piece of art you create – structural integrity meets pleasing aesthetics. And, of course, melty metal. Not sure it can get better than that.



Myron Hanson demonstrating how to weld separate forged pieces together

Realistically, this was a crash course in gas welding. What was covered in two days was only a small fraction of the craft overall.




But you have to start somewhere.

I joined the Guild because I love working with metal; Oxy/Acetylene gas welding is a valuable tool in continuing the metalsmith education, and this class was an excellent introduction in how to use that tool and all it can accomplish. I am very glad to have had the opportunity to take this class. Should it be offered again in the future, I highly recommend taking it. There’s nothing like getting the chance to learn something new with a good group of people around you, sharing their knowledge and experience, helping you every step of the way.



Herb Fick, Seth Merritt



Bill the Welder©, Ben Smith



Michael Pfozer, Derrick Phillips, Tony Davis



(L-R, more or less) Derrick Phillips, George Auel, Michael Pfozer, Bill the Welder©, Marty Masters, Herb Fick, Seth Merritt, Myron Hanson, Bob Brown, Christina Dodge, Denny Covington, Tom Burton, Sara Gries, Tony Davis (Not pictured: Dick Carlson, Bill Crowder, Ben Smith)

# Hi, Fellow Metalworkers!

It is time. Time for the leprechaun to come out of hibernation. First, I had a great time going to Salt Lake City in July for the ABANA Conference with Bob Brown.

The trip was great, with Bob driving. My neck was on a swivel looking at the Western scenery, an Indian reservation in the Dakotas, all the back roads we took, stopping often until we got to Sale Lake City the the ABANA Conference. The time just flew by, and we are back in Minnesota.

Folks, you remember the Fall Conference? It was one of the largest, with a lot of families attending. The catered food was great. The demonstrations were also good, and Herb and Company with his Found Art was a huge success. Larry Wasmund's wife, Paula, set up a jewelry demo that was great. Our auction also was a great success and made some money.

Now I am back on the road going to Ken and MaryLou Zitur's to see the new air power hammer with Dick, Mike, Myron, and Lou. The Central Blacksmiths and Nathan put on a good show. The group talked about a new shop to be built. I called MaryLou, and she informed me that the group cut down trees, cut slabs, set the wood to dry, and have a nail-making ongoing at this time. Next spring on a 40-acre pioneer grounds up at Albany MN they plan to erect a 40 X 48 foot smithy. They also would like four forging stations with a 700 pound steam hammer. They also have a camping site. What a super undertaking by their 55-members. I plan to visit and help, as I am a member also.. Hope to see you there!

Now, the last thing is our Christmas potluck party. I'm out of the kitchen, but I'll give the Gavins some help and try to behave myself.

Thanks for your support all these years. I'll try to keep you all informed and don't put off getting involved. This is our group.

Thanks.



— *Cliff the Cook*

---

*Note: The information below is provided as a service for TGoM members. Members may submit items for sale and upcoming events that are considered relevant to our group, and they will be published as space permits. The Guild of Metalsmiths is not responsible for these items or events.*



## Tunnel Mill Crafts

*We are located in southern Minnesota. Tunnel Mill was an old water powered mill. Built in 1869. Retired in the late 1920's.*

*Located on Bear Creek north of Spring Valley, MN.*

*Wooded 50 acres with a stream that runs through it. Now, it's a place for crafts people and friends to congregate, relax and learn some of our forgotten crafts.*

## New line up for 2017 classes

Tom Latane' April 14-16, 2017

Ward box with complex configuration and fitting a key bit to the wards.  
A future class will address the creation of a lock.

Tom Latane' May 4-6, 2017

Bench vise, picture and info to follow.  
1 of 2. Second class Spring 2018.

David E Cargo -May 13, 2017

Portable bread oven class.

Douglas Pryor, June 2-4, 2017

Master of Repouse and Chasing

Check out his incredible work on his website or you-tube.

Gypsy Wagon class, June 10, 2017

Ric Furrer August, 2017 date to be finalized soon. Check out our website for more information: [www.tunnelmillcrafts.com](http://www.tunnelmillcrafts.com)

Contact us for more information....[jc-adams@msn.com](mailto:jc-adams@msn.com) or 507-289-4189

Hosted by John & Carol Adams

Check out Ric Furrer at <http://www.doorcountyforgeworks.com/>

Watch the video at <http://www.youtube.com/user/RicFurrer>

# Goings on...

## A calendar of TGoM events at a glance

- All membership meetings are the second Wednesday of February, April, June, August, and October. Date for December will be announced. For these meetings a potluck meal begins at 6:30 pm and the business meeting begins at 7, with a demonstration or activity starting around 8 (times approximate).
- Education Comm. meets first Wednesday of each month. Contact Larry Wasmund, chair: [poundedtreasures@gmail.com](mailto:poundedtreasures@gmail.com)
- Program Comm. meetings are 7 pm the third Thursday of each month. Mark Lockwood is chair: [mark.lockwood@daikinapplied.com](mailto:mark.lockwood@daikinapplied.com)
- All board meetings are the second Wednesday of January, March, May, July, September, and November. Potluck meal begins at 6:30, with meeting starting at 7 pm.



## Events in December, 2016

- Dec. 3, Tongs Class, MN School of Horseshoeing
- Dec. 10, Handled Struck Tools Class, MN School of Horseshoeing
- Dec. 11, Guild Holiday Party/Membership Meeting, CSPS Hall, St. Paul**

## Events in January, 2017

- Jan. 7, Beginning blacksmithing class B1, MN School of Horseshoeing
- Jan. 14, Beginning blacksmithing class B2, MN School of Horseshoeing
- Jan. 21, Beginning blacksmithing class B3, MN School of Horseshoeing
- Jan. 28, Beginning blacksmithing class B4, MN School of Horseshoeing

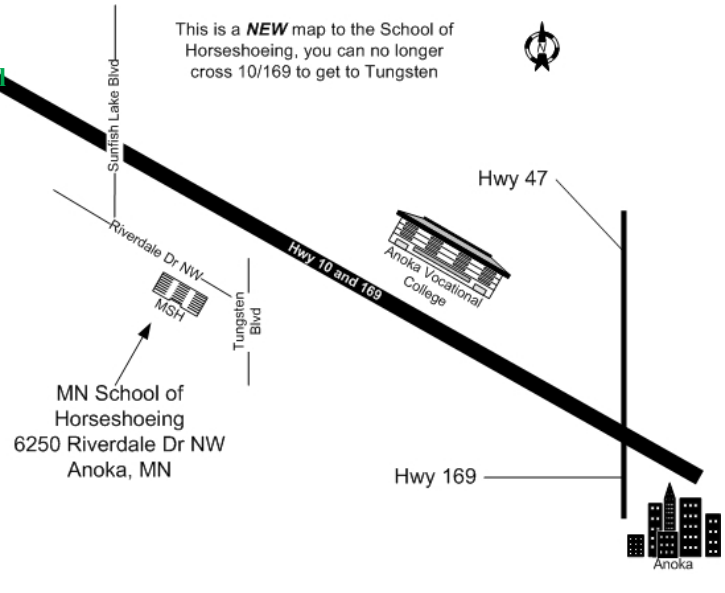
## Events in February 2017

- Feb. 4, Beginning blacksmithing class C1, MN School of Horseshoeing
- Feb. 8, Guild membership meeting, details TBA
- Feb. 11, Beginning blacksmithing class D1, Cleveland MN (map pg 3)
- Feb. 18, Beginning blacksmithing class C2, MN School of Horseshoeing
- Feb. 25, Beginning blacksmithing class D2, Cleveland MN (map pg 3)

## Events in March 2017

- March 4, Beginning blacksmithing class C3, MN School of Horseshoeing
- March 11, Beginning blacksmithing class D3, Cleveland MN (map pg 3)
- March 18, Beginning blacksmithing class C4, MN School of Horseshoeing
- March 25, Beginning blacksmithing class D4, Cleveland MN (map pg 3)

## Map to MN School of Horseshoeing



## Join The Guild of Metalsmiths

Send \$30 dues to the address below. Please circle if you want to be listed in our membership directory and/or check items you don't want listed.

The Guild of Metalsmiths  
PO Box 11423  
St. Paul MN 55111

**List Me**  
in the directory  
but don't list  
address - phones: home - work - fax - cell - email - web page  
(circle items above you DO NOT want published)

**Don't List Me**  
in the Directory

Name: \_\_\_\_\_

Email address: \_\_\_\_\_

Address: \_\_\_\_\_

City, State, Zip Code: \_\_\_\_\_

Primary phone: \_\_\_\_\_ Secondary phone: \_\_\_\_\_

All memberships are family memberships. Persons of all ages, professionals and hobbyists, are invited to join. We do not sell our mailing list.

## ELECTRONIC FORUM

If you have not been receiving an email notification that The Forum is available, please verify that we have your correct email address. Contact Gordon Barr at [agbarr@aol.com](mailto:agbarr@aol.com).



Address Service Requested

**Forum deadline for January 2017:: Monday, Dec. 19, 2016.**

The deadline for content in The Forum is usually the third Monday of the month. Please send items to **Georgia Myers**, editor, by email to: [gldmyers@embarqmail.com](mailto:gldmyers@embarqmail.com)

## The Guild of Metalsmiths on the web

Visit our website at <http://www.metalsmith.org>

Looking for something? Try the search engine. On our home page, at the top of the right sidebar, enter your query and click on "Search."

**December 2016**

---

**Your membership expiration date will show on the address label of your quarterly Metalsmith magazine.**

---

The Guild of Metalsmiths, St. Paul, MN, publishes The GoM Forum monthly. It is intended as a tool to further our educational mission, to keep members up to date on current happenings, to publicize projects and workshops, a place for all members to express their opinions, concerns, learn more about each other—in short, to help us run our organization.

---

Information in this publication is provided as a service for our members. Members may submit items for sale and upcoming events that are considered relevant to our group, and they will be published as space permits. The Guild of Metalsmiths is not responsible for these items or events.

---

## Guild educational grants

There is grant money available for Guild members to study intermediate and advanced metalworking techniques.

The Guild educational grant program is designed to bring new skills into the metalworking community. Participants are given money to pay for a portion of their expenses and are expected to learn some new or poorly understood skill, and then to share what they have learned with other members and the public through an article in our quarterly magazine, "The Metalsmith." They're also expected to lead a workshop on the topic (or other educational service approved by the board).

Application forms are available from the president or treasurer at a regular meeting, or by sending a self-addressed, stamped envelope to:

The Guild of Metalsmiths  
PO Box 11423  
St. Paul MN 55111