

Join The Guild of Metalsmiths

Send \$30 dues to the address below. Please circle if you want to be listed in our membership directory and/or check which items you don't want listed.

The Guild of Metalsmiths PO Box 11423 St. Paul MN 55111 address - phones: home - work - fax - cell - email - web page (mark items above you DO NOT want published)	List Me in the directory but don't list	Don't List Me in the Directory
--	---	-----------------------------------

Name: _____

Company Name:

Address: _____

(optional items)
Home phone: _____ Work phone: _____

Fax: _____ Cell: _____

Email address _____

Web page: _____

Metalsmith Back Issue Service

Back issues of The Metalsmith are available to Guild members for only \$3.00 each, postage included.

Use your most recent copy of The Metalsmith's "How to" index to pick out the topics that interest you most. Then, if you don't already have those Metalsmiths in your collection, get them from the Guild of Metalsmiths Back Issue Service!

To order, write the Volume and Issue number(s) on the back of this form along with your mailing address if the address below is incorrect.

Include a check for \$3.00 for each issue made out to Guild of Metalsmiths.

Send it to:
Pete Stanaitis
2476 10th Ave.
Baldwin WI 54002

If you have any questions about the service, contact Pete at 715-698-2894 or email him at: spaco@baldwin-telecom.net

The Guild of Metalsmiths
PO Box 11423
St. Paul MN 55111

Address Service Requested

If your address label says 2004.4, you are up for renewal this quarter. Please send your \$30 membership dues to the above address

November , 2004 issue

Calling all Guild members! December Guild meeting set for Sunday, Dec. 12 at CSPS Hall *map below*

The Guild of Metalsmiths normally meet every other month on the second Wednesday. We depart from that schedule in December, though, and meet on Sunday, December 12 at the “Czecho Slovakian Protective Society” (CSPS) Hall located at 385 Michigan Street in St. Paul.

Mark the date on your calendars and prepare for a great time. The “meeting” is ultimately a social gathering with a bunch of official and thoroughly important business thrown in. We not only hold our annual holiday banquet (potluck, as usual), but we also hold our annual meeting and our annual elections. Remember, committee membership is a fine way to know the people who will show you how to be a better blacksmith. And because the Guild’s mission is to educate both the public and our members in the intricacies of blacksmithing and metalsmithing, it’s central to our organization to have active members volunteer to serve not only as committee officers, but also as members.

The meeting begins at 2 PM, but if you wish to help set up, please be there by noon. And start planning now to prepare that exotic dish that only you are so famous for!

Other events to look forward to on this day are the “show and tell” table (bring your newest creations), and there’s a rumor that we may be having a short auction. More on that in the December issue.



**Forum deadline for
December: Monday,
Nov. 15, 2004**

If you have activities that will be occurring in December or January, please send them by Monday, Nov. 15, 2004 to **Georgia Myers**, editor, by e-mail to:

forum@metalsmith.org
(e-mails will be forwarded to Georgia Myers), or to **gmyers@rconnect.com**

or mail them to:
Georgia Myers
313 Dakota St
Lake City, MN 55041



The Guild of Metalsmiths, St. Paul, MN, publishes the GoM Forum monthly. It is intended as a tool to further our educational mission, to keep members up to date on current happenings, to publicize projects and workshops, a place for all members to express their opinions, concerns, learn more about each other—in short, to help us run our organization.

For address change, or to submit comments, please mail to: The GoM Forum

*Georgia Myers
313 Dakota St
Lake City, MN 55041-1869
or e-mail to*

*forum@metalsmith.org or
gmyers@rconnect.com*

**Guild
educational
grants**

There is grant money available for Guild members to study intermediate and advanced metalworking techniques.

The Guild educational grant program is designed to bring new skills into the metalworking community.

Participants are given money to pay for a portion of their expenses and are expected to learn some new or poorly understood skill, and then to share what they have learned with other members and the public through an article in our quarterly magazine, “The Metalsmith.” They’re also expected to lead a workshop on the topic (or other educational service approved by the board).

Application forms are available from the president or treasurer at a regular meeting, or by sending a self-addressed, stamped envelope to:


The Guild of Metalsmiths
PO Box 11423
St. Paul MN 55111

Goings on...



Study Guide Projects Workshop

- Saturday, Nov. 13
9 AM to 4 PM
- Minnesota School of Horseshoeing (see map on next page)
- Instructor: Jim Moenck
- Registration Fee: \$20



- **Events in November**
 - Wednesday, Nov. 10, Guild board meeting at Myron Hanson's in Eagan. All welcome!
 - Nov. 6, 2nd session of Workshop A, Beginning Blacksmithing Workshops, Minnesota School of Horseshoeing.
 - Saturday, Nov. 13, Study Guide Projects Workshop, Minnesota School of Horseshoeing.
- **Events in December**
 - Sunday, Dec. 12, Guild meeting at CSPS Hall, St. Paul, 2 PM

NOTE: If anyone has events out there for December or January, please send to me by **Monday, November 15** via either forum@metalsmith.org, or gmyers@rconnect.com. Thank you!

This is an opportunity to work on a project shown in the Guild of Metalsmiths' Study Guide. If you've taken the Basic Blacksmithing class, you have that guide. Students may work on any project. It's a great opportunity to make someone that special Christmas gift.

Bring safety glasses & ear plugs (mandatory). Other safety equipment may include gloves, apron, cotton clothing, leather shoes. Bring any tools, equipment, and stock that you will need to work on the Study Guide project of your choice.

Class size minimum is 6, maximum is 8.

Cut here

Sign up now!

Fill out registration form on next page and mail with check for \$20 made out the Guild of Metalsmiths to:

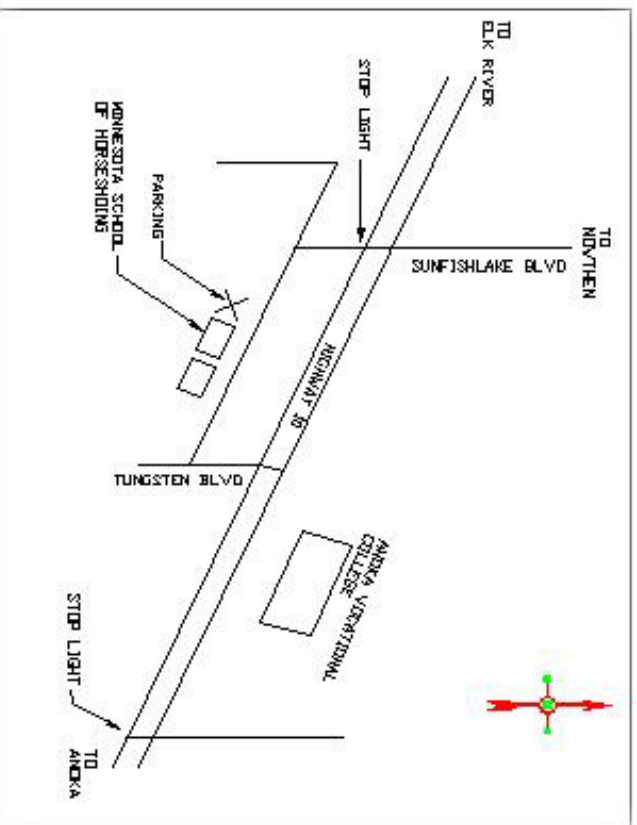
Jim Moenck
661 Dorland Rd S
Maplewood MN 55119

Call or email Jim at 651-735-4461 or jimoenck@yahoo.com with questions.

Study Guide Project Workshop

Minnesota School of Horseshoeing

This is an open class, and you may come and go as you please. There are several eating establishments close by, or you can bring your own refreshments.



Register for the Study Guide Project Workshop. Fill out information below and mail along with a check for \$20 made out to Guild of Metalsmiths to:

Jim Moenck
661 Dorland Rd S
Maplewood MN 55119

Name: _____

Address: _____

Phone: _____ Email: _____

Found art sculptures



“Corvette artillery”



Bygd Bug



Bob says...

(Photos by Herb Flick)

'Found art sculpture' event at Fall Conference yields more than 'madness'

One event at the recent Guild Fall Conference (aka The Madness) showcased junk! Folks brought their metal surplus pieces and actually expected other folks to weld them together and fabricate some kind of art!

Interesting things to note. **Lynn Ford, Herb Fick, Corky Kittelson, and Don Halvorson** were signed up and anxious for some time. **Bob Walsh** and **Marcia McEachron** joined in a bit later, with **Bob** bringing in heavy duty welding that will be a requirement for any new projects. **Myron Hanson** came by and tried once more to demonstrate for us all just how much fun you can have assembling other peoples ideas. Heck, we all knew that. Helping others do found art sculpture gives a curious feeling of instant gratification to those of us who only have to know how to weld it.

Kids were made to feel welcome, and I am sorry I did not get a picture of **Ruth Murray's** turtle. It was wonderful. We had everything from tiny TIG to structural steel capability.


I can't believe I did not get more pictures, but just putting things together for people seemed to be a full time commitment.

One wonderful thing was that all day people kept bringing stuff to put on the hay wagon (stock pile). While no one seemed to run out of material, at the end of the day the leftovers fit into a small corner of Myron's pickup bed. It was sort of a stone soup supply chain management scheme.



Corky Kittelson welds on an artistic sculpture as Pat Fick shows the beginning of her sculpture, a fish shown in the photo at right.

—*Herb Fick*



Candle Holder Workshop

- **Saturday, Dec. 11, 8:30 AM to 4 PM**
- **Minnesota School of Horseshoeing (map on page 6)**
- **Fee: \$20**
- **Instructor: David Mariette**



Can't think of the perfect thing to get for that special someone for the holidays? How about a candle holder? One that you made even. You made it, and you learned something about blacksmithing at the same time. Does it get any better than that?

Join me on December 11th at the Minnesota School of Horseshoeing in Anoka for a Saturday workshop to make a candle holder. We will use several skills of the craft to make a nice adornment for anyone's Christmas or holiday. We will incorporate forging, welding, punching, riveting, and time permitting, some chiseling. Don't be intimidated by the forge welding part. If necessary I will assist you with it.

Sign up now for this special holiday workshop!

Fill out the registration form on the next page and send along with a check for \$20 made out to Guild of Metalsmiths fo

**Dave Mariette
4020 160th Street East,
Coates, MN 55068**

**Candle Holder Workshop
Saturday, Dec. 11, 2004
Minnesota School of Horseshoeing**

This will be a one day class. I will try to cover as many aspects of candle holder making as I can. We will use a basic design to which you may be able to add your own touch. My goal is to offer up something that will challenge the pro, but also be do-able for a novice.

Students should have been through the basics and be looking to hone a few of those acquired skills.

Questions, call me (Dave Mariette) at: 612-889-3291 cell, or at home 651-437-1332.

Standard safety equipment will be necessary: A glove or gloves, safety glasses, cotton clothing. Other stuff to bring would be: Hammer, tongs for 3/4 x 1/4 and 3/4 x 1/4. A small shoer's tong would be good also. I have a couple extra pairs I can bring if you do not have them. Bring what you can, we'll make it work.

**To register for the Candle Holder Workshop, fill out
this registration form and send along with a check for
\$20 made out to Guild of Metalsmiths fo**

**Dave Mariette
4020 160th Street East
Coates, MN 55068**

Name: _____

Address: _____

Phone: _____ Email: _____

**2004-2005 'train the trainer' for
Basic Blacksmithing classes
starts off with smiles**

Once again a dedicated and talented group of individuals have committed their time and energy to the cause of beginning blacksmith training. People, we can make this into a good time! Our hope for this training session is to influence the quality of all educational events by working with those willing to teach.

On the ninth of October the following group assembled at the Minnesota School of Horseshoeing in Anoka (really Ramsey) and spent the day planning the delivery of yet another series of classes.

Smiles at the end of the day are recorded in the picture, but note also that **Lynn Ford, Bud Lundell and Don Hammer** had to leave before the picture. **Bob Fredell, Pete Stanaitis, Jim Moenck and Herb Fick** organized the training day.

Pictured are **Jim Hunter, Bill Krawczeski, Charlie Bateman, Al Garber, Wes Peterson, Gordon Barr, Larry Schaty, Dave Feterl, Roland Sigurdson, Bob Johnson, Rich Herman and Rome Hutchings.**

—*Herb Fick*



A whole lotta forge welding going on!

Photos here illustrate the great time had by all who attended the Forge Welding Workshop held on Saturday and Sunday, Oct. 16 & 17 at the Minnesota School of Horseshoeing. Instructors were **Rome Hutchings** and **Gordon Barr**. Students were rewarded for their efforts by turning out a high level of successful welds. Check out the happy smiles on their faces!

(Photos by Rome Hutchings)



Group shot left to right: Al Garber, Rich Herman, Gordon Barr, Bud Lundell, Bryan Steckman, Roy Heppner, Roland Sigurdson, Sarah Delaney (not pictured) and Mason Owen. Congratulations to them all!!



A very happy Mason Owen with the products of his efforts during the recent Forge Welding Workshop.

Oxy Fuel Welding Workshop

- Saturday & Sunday, January 29 & 30, 2005
- 9 AM to 4 PM each day
- Registration fee: \$60
- Instructors: Myron Hanson, Dick Carlson, Bill Krawzewski
- Held at Myron's shop in Eagan (map on next page)

This course covers oxy fuel welding with an introduction to cutting and straightening. You should bring normal gear and safety equipment, and each student will be contacted on what else to bring. The class runs two days and is limited to six participants. Send in your registration as soon as possible. Cost is \$60 for the two-day class. Meals are available in the area, or bring your own.



Sign up now!

Register for the Oxy Fuel Welding Class on the back of this page.

Make checks payable to Guild of Metalsmiths and send to:

Bob Johnson
1302 Osceola Ave.
St. Paul MN 55105

Oxy Fuel Welding Class

Saturday & Sunday, January 29 & 30, 2005

9 am to 4 pm

1 Myron Hanson

Take I 494 to Dodd Rd/ MN 149 exit and go South, turn left onto MN 55 and turn right back onto MN 149.
Continue South to the sign that says Dodd Road and points right.
Turn right, cross the tracks and make an immediate left turn onto Dodd Road. Myron's house is about .7 mi on the right. Coming North on Dodd Rd from Cliff Rd its about 1.8 mi (~.75 mi North of Diffley Rd.



4015 Dodd Rd
Eagan, MN 55123-1612
Home phone: 651-454-3984

To reserve a spot at this Oxy Fuel Welding Class, fill out the registration form and mail it with a check for \$60 made out to the Guild of Metalsmiths to:

Bob Johnson
1302 Osceola Ave.
St. Paul MN 55105

Name: _____
Address: _____
Phone: _____ Email: _____

WELCOME, NEW MEMBERS!

Mike Bonnie
20401 Polk Ave
Hastings, MN 55033
651-437-2442
bon13132002@yahoo.com

John Bradley
3612 – 36th Ave S
Minneapolis, MN 55406
612-729-5675

Ken Fry
8188 North Shore Drive
Spicer, MN 56288
612-207-0596

Beth Gillespie
631 – 14th St NE
Rochester, MN 55906

Dave Lemire
18435 – 97th St SE
Becker, MN 55308
763-263-7601

Kristen Lindblom
301 S. Park
Mora, MN 55051

Ben Geffers
10 Park Dr
Northfield, MN 55057
507-664-9604
bennerm82a1@hotmail.com

Peter & Barb Thorn
Orchard Hills Iron Works
14676 – 185th Ave NW
Elk River, MN 55330
763-241-7871
pete.t@charter.net

Paul Steffenhagen
10248 Country Club Alcove
Woodbury, MN 55129
651-208-0722
paul.steffenhagen@honeywell.com

Ian Kling
23707 LeeAnn Drive
Hampton, MN 55031
651-438-3584
madon-furniture@hotmail.com

Jody Stimming
PO Box 305
Dodge Center, MN 55927

Roger Payne
PO Box 206
Wanamingo, MN 55983
507-259-6436

Greg Gunderson
33695 Lake Pepin Rd
Montgomery, MN 56069
507-364-8039
gunderson4@msn.com

Scott Follett
3623 Munger Shaw Rd
Cloquet, MN 55720
Oppus1813@msn.com

Brian Hinton
12436 Minnetonka Blvd
Minnetonka, MN 55305
952-201-0583

Micah Stelter
1630 Woodcrest CT
Red Wing, MN 55066
651-385-0635
micahstelter@hotmail.com

Bob Elliott
14436 CTY RD 7
Hutchinson, MN 55350
320-587-8311
western@hutchtel.net

Basic Joinery Workshop

- **Saturday, January 15, 2005**
- **8:30 AM to 4:30 PM**
- **Location: School of Horseshoeing (map on page 6)**
- **Instructor: Rome Hutchings**
- **Workshop Fee: \$45**

This is more than an introduction to the basics of traditional joinery. Completion of Blacksmithing Basics is recommended. Some joinery experience/experimentation is helpful.

Workshop fee includes materials & fuel. Each student will take home a tenon swage, monkey tool, and several joinery samples they will make during the workshop.

What to bring: basic tools such as hammer, tongs for 3/8 to 5/8 stock, center punch, measuring device, any slit/drift/punching tools, wire brush. Also bring safety gear: eye protection, leather ankle high boots/shoes, hearing protection, and non-synthetic clothing.

There still be some specialty tongs for sale (optional). Students will be provided the use of these tongs for the class and are not obligated to purchase them.

Sign up now!

Register for the Basic Joinery Workshop on the back of this page.

Make checks for \$45 payable to Guild of Metalsmiths and send to:

Rome Hutchings
13633 Ferman Ave NW
Clearwater MN 55320

DEAR FELLOW BLACKSMITHERS:

I WANT TO THANK ALL THAT WORKED AT THE ALMELUND THRESHING SHOW THIS YEAR. WE HAD 15 BLACKSMITHERS THAT WORKED ONE OR ALL THREE DAYS AT THE SHOW.

IT WAS A VERY SUCCESSFUL THREE DAYS. WE BROKE ALL ATTENDANCE RECORDS SO FAR FOR ALL PAST SHOWS. ALL I KNOW IT WAS NONSTOP PEOPLE GOING THROUGH THE BLACKSMITH SHOP. THE MINUTE THAT I OPENED THE SHOP TILL WE LITERALLY HAD TO SHUT THE DOORS IN THE EVENING. IT WAS GREAT.

AGAIN I WANT TO THANK ALL THAT WORKED. ALSO THE THRESHING CLUB THANKS ALL THAT WORKED IN THE SHOP AND ON THE NICE PLANT HANGERS FOR THE SHOW GROUNDS.

THANKS

CARL NORDQUIST

ADDRESS CHANGES

Richard Seberg
520 Jefferson Hwy N
Champlin, MN 55316

Paul Widenhoefer
3618 Robin LN
Minnetonka, MN 55305-4242

Savant Mortensen
17149 Olson CT NW
Elk River, MN 55330-4158

Roy Heppner
9340 Taylor Ln
Brainerd, MN 56401-4929

Basic Joinery Workshop

Saturday, January 15, 2005

What you will learn in this workshop...

1. Safety: Keeping your cool in hot situations
 2. Fire management, the keys to success
 3. Joinery fundamentals, the first steps
 4. Types of joinery that you too can do!
 5. Practice, practice, practice, bring it all together
- Beginning with a cool head will prevent you from making mistakes that can hurt you. What's so important about safety? Everything!

Why is Fire Management so important? Without proper control of your fire, forging becomes more work than it needs to be.

What types of joinery can I use in my design? What materials can I use? How can I prepare my material for several types of joints? Plus, "Pitfalls and perils of an out-of-control pyromaniac."

Learn the use of forge welding i njoinery, and when to use a weld instead of a joint.

Learn about the types of forged joints, what their purpose is, and how to use them in your work.

Finally, put it all together, making simple joints to begin with, and progress to more specialized joinery. You'll make a series of joints to practice what you have learned. This will be a forging intensive workshop, so get your arm into shape!

To reserve a spot in this Basic Joinery Workshop, fill out the form below and mail it, along with a check for \$45 made out to the Guild of Metalsmiths to:

Rome Hutchings
13633 Ferman Ave NW
Clearwater MN 55320

Name: _____

Address: _____

Phone: _____ Email: _____

Share a Shop

Our Education Committee sponsors a new program called the **Share a Shop Program**. The concept is simple. It is opportunity for those of us who have a shop to share a morning, afternoon or evening in our shop with someone who doesn't have one. We want to compile a list of people who don't have a shop and would like to spend time with some one who has. The list would have their name, place of residence and phone number. We will publish this list in the *The Forum*. Once this list is out, we ask that you take a minute and see if there is some one on this list that lives in your area. Give him or her a call, and invite them over to your shop and share a little of your time and talent with them. The rewards will be mutual.

So, if you are searching for some place to hit hot metal, send your name, address and phone number to **Georgia Myers**, gmyers@rconnect.com, and reference in the subject line "Share a Shop list". The list will be published in *The Forum*, and with a little luck, some one in the Guild just might give you a call to come over to their shop.

— *Jim Moenck, Education Committee*

Share a Shop List for November 2004

We have not heard from anyone interested in sharing a shop since the last issue of *The Forum* went out. If you're interested, simply email **Georgia Myers** (gmyers@rconnect.com) with your name, phone number, and email address (if you have one). We'll list your name in this spot in next month's issue of *The Forum*.