

Join The Guild of Metalsmiths

Send \$30 dues to the address below. Please circle if you want to be listed in our membership directory and/or check which items you don't want listed.

The Guild of Metalsmiths PO Box 11423 St. Paul MN 55111 address - phones: home - work - fax - cell - email - web page (mark items above you DO NOT want published)	List Me in the directory but don't list	Don't List Me in the Directory
--	---	-----------------------------------

Name: _____

Company Name:

Address: _____

(optional items)
Home phone: _____ Work phone: _____

Fax: _____ Cell: _____

Email address _____

Web page: _____

Metalsmith Back Issue Service

Back issues of The Metalsmith are available to Guild members for only \$3.00 each, postage included.

Use your most recent copy of The Metalsmith's "How to" index to pick out the topics that interest you most. Then, if you don't already have those Metalsmiths in your collection, get them from the Guild of Metalsmiths Back Issue Service!

To order, write the Volume and Issue number(s) on the back of this form along with your mailing address if the address below is incorrect.

Include a check for \$3.00 for each issue made out to Guild of Metalsmiths.

Send it to:
Pete Stanaitis
2476 10th Ave.
Baldwin WI 54002

If you have any questions about the service, contact Pete at 715-698-2894 or email him at: spaco@baldwin-telecom.net

The Guild of Metalsmiths
PO Box 11423
St. Paul MN 55111

Address Service Requested

If your address label says 2005.1, you are up for renewal this quarter. Please send your \$30 membership dues to the above address

January 2005 issue

Goings on...



Events in January

- Guild board meeting, Wednesday, Jan. 12 at Myron Hanson's home in Eagan, 6:30 PM.
- Basic Joinery Workshop, FULL! But 2nd class on Saturday, April 2. Details within.
- Oxy Fuel Welding class, Saturday & Sunday, January 29 & 30, 2005, 9 AM to 4 PM each day, Myron Hanson's home in Eagan

Events in February

- Guild meeting, Wednesday, February 9, Marken Manufacturing. Details available in February Forum.
- Saturday & Sunday, Feb. 5 & 6, Making Yellow Lady Slippers at Myron Hanson's shop.
- Saturday & Sunday, Feb. 19 & 20, Making Yellow Lady Slippers at Myron Hanson's shop

DEADLINE NOTE: If anyone has events out there for February or March, please send to me by **Monday, January 17** via either forum@metalsmith.org, or gmyers@rconnect.com. Thank you!

The Forum

The Guild of Metalsmiths Monthly Notice
January 2005
Vol. 7, No. 1

New board, officers elected at annual meeting December 12, 2004



The board of directors and officers for the Guild of Metalsmiths in 2005 are pictured above. They are (standing l to r) Treasurer Mike Frattalone, board members Rich Herman, Dave Mariette, Herb Fick, Jim Moenck, and Gary Myers; (kneeling, l to r) President Al Olson, and board member Myron Hanson, Vice-President Dick Carlson, and board member Bob Beck.

2004 Guild president **Dave Mariette** (right), presented **Myron Hanson** with the Juare-Hubler Lifetime Achievement Award at the annual meeting on December 12, 2004.

Congratulations, Myron! You have taken your rightful place as member of an elite group of master metalsmiths!

Thank you to outgoing board members **Lynn Ford, John Adams, and Brent Wold**.

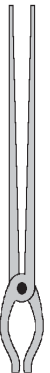


Forum deadline for February: Monday, January 17, 2005

If you have activities that will be occurring in February or March, please send them by Monday, Jan. 17, 2005 to **Georgia Myers**, editor, by e-mail to:

forum@metalsmith.org
(e-mails will be forwarded to Georgia Myers), or to **gmyers@rconnect.com**

or mail them to:
Georgia Myers
313 Dakota St
Lake City, MN 55041



The Guild of Metalsmiths, St. Paul, MN, publishes the GoM Forum monthly. It is intended as a tool to further our educational mission, to keep members up to date on current happenings, to publicize projects and workshops, a place for all members to express their opinions, concerns, learn more about each other—in short, to help us run our organization.

For address change, or to submit comments, please mail to: The GoM Forum

*Georgia Myers
313 Dakota St
Lake City, MN 55041-1869*

*or e-mail to
forum@metalsmith.org or
gmyers@rconnect.com*

Guild educational grants

There is grant money available for Guild members to study intermediate and advanced metalworking techniques.

The Guild educational grant program is designed to bring new skills into the metalworking community.

Participants are given money to pay for a portion of their expenses and are expected to learn some new or poorly understood skill, and then to share what they have learned with other members and the public through an article in our quarterly magazine, “The Metalsmith.” They’re also expected to lead a workshop on the topic (or other educational service approved by the board).

Application forms are available from the president or treasurer at a regular meeting, or by sending a self-addressed, stamped envelope to:

The Guild of Metalsmiths
PO Box 11423
St. Paul MN 55111

Share a Shop

Our Education Committee sponsors a program called the **Share a Shop Program**. The concept is simple. It is opportunity for those of us who have a shop to share a morning, afternoon or evening in our shop with someone who doesn’t have one. We want to compile a list of people who don’t have a shop and would like to spend time with some one who has. The list would have their name, place of residence and phone number. We will publish this list in the *The Forum*. Once this list is out, we ask that you take a minute and see if there is some one on this list that lives in your area. Give him or her a call, and invite them over to your shop and share a little of your time and talent with them. The rewards will be mutual.


So, if you are searching for some place to hit hot metal, send your name, address and phone number to **Georgia Myers**, gmyers@rconnect.com, and reference in the subject line “Share a Shop list”. The list will be published in *The Forum*, and with a little luck, some one in the Guild just might give you a call to come over to their shop.

—*Jim Moenck, Education Committee*

Share a Shop List for January 2005

We have not heard from anyone interested in sharing a shop since the last issue of *The Forum* went out. If you’re interested, simply email **Georgia Myers** (gmyers@rconnect.com) with your name, phone number, and email address (if you have one). We’ll list your name in this spot in next month’s issue of *The Forum*.

Work being done to create new quilt for 2005 raffle



Master quilters Carol Adams, Sherry Stanaitis, Barb Hanson, and Mary Fredell, are in the process of stitching and putting together a new quilt to be raffled for the benefit of the Guild of Metalsmiths. Picture pastel flowers against a sunny blue sky in June, and you'll be able to see what the patches pictured above will soon look like! Watch for more news on this project coming soon.

Oxy Fuel Welding Workshop

- Saturday & Sunday, January 29 & 30, 2005
- 9 AM to 4 PM each day
- Registration fee: \$60
- Instructors: Myron Hanson, Dick Carlson, Bill Krawzewski
- Held at Myron's shop in Eagan (map on next page)

This course covers oxy fuel welding with an introduction to cutting and straightening. You should bring normal gear and safety equipment, and each student will be contacted on what else to bring. The class runs two days and is limited to six participants. Send in your registration as soon as possible. Cost is \$60 for the two-day class. Meals are available in the area, or bring your own.



Sign up now!

Register for the Oxy Fuel Welding Class on the back of this page.

Make checks payable to Guild of Metalsmiths and send to:

Bob Johnson
1302 Osceola Ave.
St. Paul MN 55105

Oxy Fuel Welding Class

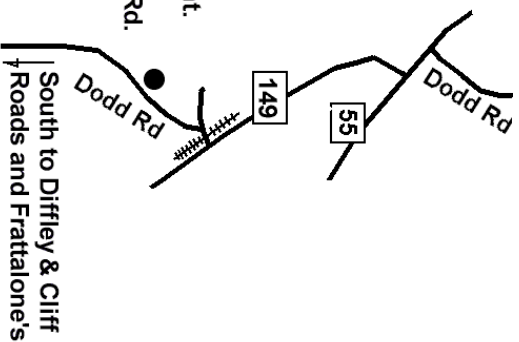
Saturday & Sunday, January 29 & 30, 2005

9 am to 4 pm

1 Myron Hanson

Take I 494 to Dodd Rd/ MN 149 exit and go South, turn left onto MN 55 and turn right back onto MN 149. Continue South to the sign that says Dodd Road and points right. Turn right, cross the tracks and make an immediate left turn onto Dodd Road. Myron's house is about .7 mi on the right. Coming North on Dodd Rd from Cliff Rd its about 1.8 mi (~.75 mi North of Diffley Rd.

4015 Dodd Rd
Eagan, MN 55123-1612
Home phone: 651-454-3984



To reserve a spot at this Oxy Fuel Welding Class, fill out the registration form and mail it with a check for \$60 made out to the Guild of Metalsmiths to:

Bob Johnson
1302 Osceola Ave.
St. Paul MN 55105

Name: _____

Address: _____

Phone: _____ Email: _____

Tip for Guild members on stampmaker...

Guild member Marcia McEachron was kind enough to pass this letter from Michael Edlinger along to us at The Forum, to be shared with the Guild membership:

Through a friend of mine I found this "stampmaker" named Ray Phillips that produces intricate stamps, if our members are interested, here's the address:

Ray Phillips 860-823-1533
67 Wawecus Hill Rd.
Bozrah, CT 06334

My stamp with my logo (5/8" stamp) cost me a little more than \$100.

The organization has given me much over the past years, and this is a little "payback."

Sincerely,
Michael Edlinger.

Minnesota Regional MetalMeet JANUARY 15-16

This is where the sheet metal addicts get together.

To be held at

Roger's Rod and Custom
18689 NE Buchanan Street
East Bethel, Minnesota

(just up the road from Minneapolis about 20 miles) That is two blocks west of Highway 65 (65 is Central Ave in NE Mpls)

It is in the first industrial cul-de-sac (dead end loop) south of County 22 aka: Viking Boulevard. (Viking Blvd runs through Nowthen and the Wyoming exit off Interstate 35)

Go to link below for a mapquest map.

<http://www.mapquest.com/maps/>

<http://www.mapquest.com/maps/map.adp?country=US&countryid=US&addtohistory=&searchtype=address&cat=&address=18689%20Buchanan%20St%20N&city=East%20Bethel&state=MN&zipcode=55011%209523&search=%20%20Search%20%20&searchtab=address>

No fee will be charged to attend we may pass the hat for sheet metal fund at the meet. It will be a minimal expense.

An RSVP to richard kleinschmidt might be nice so they can plan ahead.

Mailto:richard@shopdog.net but come anyway if you are interested and find the time.

News from Mary Fredell, ABANA Representative

As the ABANA Representative for The Guild of Metalsmiths, I received the following notice from Dave Mudge, the ABANA liaison officer.

This site is very interesting and I encourage all Guild members to check out the following web site of one of the ABANA affiliates: <http://www.cdblacksmiths.org/localironwork.html>

Also, the ABANA web site is an interesting site to view. It is www.ABANA.org

I suggest that viewers open this map and click on the state of West Virginia to view interesting iron work. The address is:

http://magichammer.freeservers.com/abana_image_map.htm

Thank you.

Mary Fredell, ABANA Representative

Making the yellow lady slipper

- Saturday & Sunday, Feb. 5 & 6, 2005

- Start at 9 am, end at 4 pm each day

- Location: Myron Hanson's shop, 4015 Dodd road, Eagan, MN 55123

- Instructors: Bill Krawczeski, lead
Bob Beck, Jim Scott, & Myron Hanson assisting

- Cost: \$40

- Class size limited to 6 students



Bill Krawczeski exhibited his lady slippers at the Fall Conference in September, 2004.

Map to Myron's shop is on previous page.

Sign up now!

Register for the yellow lady slipper class by filling out the registration form on the back of this page.

Send or email registration to:

Jim Moenck
661 N Dorland Road S
Maplewood MN 55119
email: jimmoenck@yahoo.com

Making the yellow lady slipper

Fill out the registration form below and mail it soon.

This class, led by Bill Krawczeski, Bob Beck, Jim Scott, and Myron Hanson, will teach you how to make the yellow lady slipper. Master blacksmith Krawczeski is the lead instructor, and will show you how he makes his yellow lady slippers. On the first day you will make each individual piece for your yellow lady slipper. On day two you will learn how to assemble these parts into a work of art. At the end of this class, you should take home a completed yellow lady slipper and all the parts for a second yellow lady slipper.

Safety equipment: bring safety glasses, earplugs, gloves, apron, cotton clothing, and leather shoes.

Other tools: bring hammers, tongs for 18 gauge metal, other assorted tongs you have. Participants for this class will also be sent a list of chisels along with individual drawings and dimensions for each one. These tools will be used to make the various components for your flower. If you have time and are able, make your own set and bring them with you to class. If you cannot make them prior to class, there will be tools that you may borrow during class.

Lunch arrangement: Bring your own lunch, or visit on of the fast food restaurants close by. You will have approximately one hour for lunch.

To reserve a spot in this Yellow Lady Slipper class on Saturday and Sunday, February 5 & 6, fill out the information below and send, along with a check for \$40, to

Jim Moenck
661 Dorland Road S
Maplewood MN 55119
email: jimmoenck@yahoo.com

Name: _____

Address: _____

City, State, Zip: _____

Phone: _____ Email: _____

Vol 7 Issue 1 The GoM Forum Page 8

ABANA 'PREZ SEZ' LETTER November, 2004

The annual meeting of

ABANA's board was held in Seattle, Washington, the last week of October, 2004. Seattle will also be

the home of the 2006 ABANA Conference. This will be an exciting venue for "*Fusion and Transformation in the Ring of Fire*" an examination of smithing from around the world, literally on the waterfront of "*The Ring of Fire*".

Board members and contract staff filled the three days and nights in Seattle with directions to keep ABANA a world leader in artistic blacksmithing. A high point was devoting a half-day work session to "Non-Profit Board Actions and Responsibilities". It bespeaks of the dedication each board member makes to our ABANA members and the artistic metals community in seeking ways to maximize their knowledge, effectiveness and involvement. A big ABANA thanks to Doug Klueder for the session.

Amongst the myriad of actions taken at the board meeting was an increased emphasis on two main goals of ABANA.

First was a doubling of the Educational Committee's leadership. With co-chairs efforts, we look to elicit MORE articles from you, the members, for our publications! Our two publications are looking for original articles to share the vast expertise lying in your hands, and the editors DO guarantee, when it reaches the printed page, every submission will seem to have come from "The Ernest Hemmingway of Smithing". Well, almost! Contact board members Dan Nauman and Tim Ryan or one of our publication editors, Rob Edwards and Brian Gilbert with your ideas and help us fulfill our educational goals. THANKSI

A new committee was added to the Educational Division, the "Professional / Academic Outreach Committee". Chaired by Elizabeth Brim, members include board members Maegan Crowley and Chris Winterstein and off-board member Jim Buonaccorsi. Efforts to find new ways to stimulate the involvement of our professional members will be a primary goal of the committee, as will additional ways to reach and involve the academic community of art. The committee will be the "central coordinators", but the true success will depend on the professionals and academics amongst our art form. "Be involved or be square", the opportunity to help shape this committee awaits your presence, ideas and help!

As the author Nickos Kazantzakis in the novel *Zorba the Greek* states, "I like you too much not to tell you. You have everything—everything except madness. A man needs a little madness — or else he never dares cut the rope and be free!"

With new and exciting ways to be involved — a little madness on your part is all it takes to reach a new horizon in artistic smithing.

Welcome aboard!
Don Kemper



Vol 7 Issue 1 The GoM Forum Page 13

Basic Joinery Workshop

Saturday, April 2, 2005

What you will learn in this workshop...

1. Safety: Keeping your cool in hot situations
 2. Fire management, the keys to success
 3. Joinery fundamentals, the first steps
 4. Types of joinery that you too can do!
 5. Practice, practice, practice, bring it all together
- Beginning with a cool head will prevent you from making mistakes that can hurt you. What's so important about safety? Everything!

Why is Fire Management so important? Without proper control of your fire, forging becomes more work than it needs to be.

What types of joinery can I use in my design? What materials can I use? How can I prepare my material for several types of joints? Plus, "Pitfalls and perils of an out-of-control pyromaniac."

Learn the use of forge welding i njoinery, and when to use a weld instead of a joint.

Learn about the types of forged joints, what their purpose is, and how to use them in your work.

Finally, put it all together, making simple joints to begin with, and progress to more specialized joinery. You'll make a series of joints to practice what you have learned. This will be a forging intsrneie workshop, so get your arm into shape!

To reserve a spot in this Basic Joinery Workshop, fill out the form below and mail it, along with a check for \$45 made out to the Guild of Metalsmiths to:

Rome Hutchings
13633 Ferman Ave NW
Clearwater MN 55320

Name: _____

Address: _____

Phone: _____ Email: _____

Making the yellow lady slipper

• Saturday & Sunday,
 Feb. 19 & 20, 2005

• Start at 9 am, end
 at 4 pm each day

• Location: Myron
 Hanson's shop,
 4015 Dodd road,
 Eagan, MN 55123

• Instructors: Bill
 Krawczeski, lead
 Bob Beck, Jim
 Scott, & Myron
 Hanson assisting

• Cost: \$40

• Class size limited
 to 6 students

*Map to Myron Hanson's shop
 is on page 8.*



© 2001 Eleanor Stanley

Sign up now!

Register for the yellow lady slipper class by filling out the registration form on the back of this page.

Send or email registration to:

Jim Moenck
 661 N Dorland Road S
 Maplewood MN 55119
 email: jimmoenck@yahoo.com

Making the yellow lady slipper

Fill out the registration form below and mail it soon.

This class, led by Bill Krawczeski, Bob Beck, Jim Scott, and Myron Hanson, will teach you how to make the yellow lady slipper. Master blacksmith Krawczeski is the lead instructor, and will show you how he makes his yellow lady slippers. On the first day you will make each individual piece for your yellow lady slipper. On day two you will learn how to assemble these parts into a work of art. At the end of this class, you should take home a completed yellow lady slipper and all the parts for a second yellow lady slipper.

Safety equipment: bring safety glasses, earplugs, gloves, apron, cotton clothing, and leather shoes.

Other tools: bring hammers, tongs for 18 gauge metal, other assorted tongs you have. Participants for this class will also be sent a list of chisels along with individual drawings and dimensions for each one. These tools will be used to make the various components for your flower. If you have time and are able, make your own set and bring them with you to class. If you cannot make them prior to class, there will be tools that you may borrow during class.

Lunch arrangement: Bring your own lunch, or visit on of the fast food restaurants close by. You will have approximately one hour for lunch.

To reserve a spot in this Yellow Lady Slipper class on Saturday and Sunday, February 19 & 20, fill out the information below and send, along with a check for \$40, to

Jim Moenck
661 Dorland Road S
Maplewood MN 55119
email: jrmoenck@yahoo.com

Name: _____

Address: _____

City, State, Zip: _____

Phone: _____ Email: _____

Basic Joinery Workshop - 2nd Chance!

- **Saturday, April 2, 2005**
- **8:30 AM to 4:30 PM**
- **Location: School of Horseshoeing (map on page 6)**
- **Instructor: Rome Hutchings**
- **Workshop Fee: \$45**

This is more than an introduction to the basics of traditional joinery. Completion of Blacksmithing Basics is recommended. Some joinery experience/experimentation is helpful.

Workshop fee includes materials & fuel. Each student will take home a tenon swage, monkey tool, and several joinery samples they will make during the workshop.

What to bring: basic tools such as hammer, tongs for 3/8 to 5/8 stock, center punch, measuring device, any slit/drift/punching tools, wire brush. Also bring safety gear: eye protection, leather ankle high boots/shoes, hearing protection, and non-synthetic clothing.

There still be some specialty tongs for sale (optional). Students will be provided the use of these tongs for the class and are not obligated to purchase them.

Sign up now!

Due to the demand for this workshop, there will be a second class. Those of who have reserved a spot from the "Alternate" list are already registered. There are 3 slots remaining, so if you want one of these slots, fill out the form on the next page and mail your check for \$45, email or call Rome at:

Rome Hutchings
13633 Ferman Avenue NW
Clearwater, MN 55320
(763) 878-1694
rome.hutchings@theprairieismyarden.com