

Join The Guild of Metalsmiths

Send \$30 dues to the address below. Please circle if you want to be listed in our membership directory and/or check which items you don't want listed.

The Guild of Metalsmiths PO Box 11423 St. Paul MN 55111 address - phones: home - work - fax - cell - email - web page (mark items above you DO NOT want published)	List Me in the directory but don't list	Don't List Me in the Directory
--	---	-----------------------------------

Name: _____

Company Name:

Address: _____

(optional items)
Home phone: _____ Work phone: _____

Fax: _____ Cell: _____

Email address _____

Web page: _____

Metalsmith Back Issue Service

Back issues of The Metalsmith are available to Guild members for only \$3.00 each, postage included.

Use your most recent copy of The Metalsmith's "How to" index to pick out the topics that interest you most. Then, if you don't already have those Metalsmiths in your collection, get them from the Guild of Metalsmiths Back Issue Service!

To order, write the Volume and Issue number(s) on the back of this form along with your mailing address if the address below is incorrect.

Include a check for \$3.00 for each issue made out to Guild of Metalsmiths.

Send it to:
Pete Stanaitis
2476 10th Ave.
Baldwin WI 54002

If you have any questions about the service, contact Pete at 715-698-2894 or email him at: spaco@baldwin-telecom.net

The Guild of Metalsmiths
PO Box 11423
St. Paul MN 55111

Address Service Requested

If your address label says 2005.1, you are up for renewal this quarter. Please send your \$30 membership dues to the above address

February, 2005

The Guild of Metalsmiths on the web:

Visit our website at <http://www.metalsmith.org>

Looking for something? Try the search engine. On our main page, just below the index table, click on "Search this Site," and enter your query.

Join The Bellows, our email discussion forum.

Information at:

<http://www.metalsmith.org/bb/TheBellows.htm>

Request Form

Guild of Metalsmiths Video Library:

Date: _____

Name: _____

Address: _____

City: _____ State: _____ Zip: _____

Phone: (_____) _____

Tapes requested: _____

Include \$3.00 for each "T" number requested. Make check payable to: The Guild of Metalsmiths

Send request and check to:

Rich Herman
 1253 Danbury Way
 Rosemount, MN 55068
 email: racherman@earthlink.net
 phone: (651)322-1623

Metalsmith back issue service order form
 Read directions on the reverse side of this form.
 Please send me these back issues: (vol:issue)
 Use additional sheets of paper if you need them.

Joining The Guild of Metalsmiths?
 Please introduce yourself. Each month we welcome new members to the Guild and offer them a chance to tell us a bit about themselves. (who you are, your goals as a metalsmith, the services you provide, products you make, etc.) Whatever you want to share is fine. So, give us a statement of interests/services up to 254 characters long (letters and spaces). This statement is also printed in the member directory (optional).

Goings on...



Events in February

- Guild meeting, Wednesday, February 9, Marken Manufacturing in Plymouth
- Saturday & Sunday, Feb. 19 & 20, Making Yellow Lady Slippers at Myron Hanson's shop

Events in March

- Board of directors meeting, Wednesday, March 9, 6:30 pm at Myron Hanson's home in Eagan.
- Folding Knife Workshop, March 19 at Minnesota School of Horseshoeing

Events in April

- Guild meeting, Wednesday, April 13, details to be announced soon.
- Saturday, April 16, Forged Tongs Workshop, Minnesota School of Horseshoeing

DEADLINE NOTE: If anyone has events out there for or March or April, please send to me by **Monday, February 21** via either forum@metalsmith.org, or gmyers@rconnect.com. Thank you!

The Forum

The Guild of Metalsmiths Monthly Notice
February 2005
Vol. 7, No. 2

Learn about sheet metal compound curves at February Guild meeting Wednesday, Feb. 9!

The next Guild meeting is Wednesday, February 9. ATTEND The Guild of Metalsmiths meeting at MARKEN Manufacturing Inc., 2081 E Center Circle, Plymouth, MN (map on page 14)

Potluck at 6:30 PM. Come early to help TOM PHELPS set up chairs and tables. Meet with your fellows over hearty cuisine offered by God's frozen people.

Business meeting at 7:00. The business meeting will be short. The committees have been doing the work.


Program: Sheet Metal compound curves, featuring DON HAMMER and BOB BECK (BILLY JACK)

- ▼ Think of the December Metalsmith Magazine article on Paul Grossman.
- ▼ Think of the English Wheel, wood forming masters, shot bags, the stake (English?), planishing slappers, and wooden and plastic mallets.
- ▼ Think about Repousse' on steroids or Alroid tins on "The Grande" scale.
- ▼ Think about protecting your ears.
- ▼ Conversation will be limited except while Don is demonstrating the formation of compound surfaces using the English wheel. The English wheel is surprisingly quiet and therefore not often seen in the blacksmith shop.

If you have no idea what the wheel is, check out page 15 of the December METALSMITH. You can also Google English wheel.

Stay late; someone has to put the tables back into the trailer. Then, give us your feedback. The program committee has kind offers from people who will show us much more about the techniques used to sculpt sheet metal.

—Herb Fick



Forum deadline for March: Monday, February 21, 2005

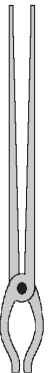
If you have activities that will be occurring in February or March, please send them by Monday, Jan. 17, 2005 to **Georgia Myers**, editor, by e-mail to:

forum@metalsmith.org
(e-mails will be forwarded to Georgia Myers), or to

gmyers@rconnect.com

or mail them to:

Georgia Myers
313 Dakota St
Lake City, MN 55041



The Guild of Metalsmiths, St. Paul, MN, publishes the GoM Forum monthly. It is intended as a tool to further our educational mission, to keep members up to date on current happenings, to publicize projects and workshops, a place for all members to express their opinions, concerns, learn more about each other—in short, to help us run our organization.

For address change, or to submit comments, please mail to: The GoM Forum

Georgia Myers
313 Dakota St
Lake City, MN 55041-1869

or e-mail to

forum@metalsmith.org or
gmyers@rconnect.com

Guild educational grants

There is grant money available for Guild members to study intermediate and advanced metalworking techniques.

The Guild educational grant program is designed to bring new skills into the metalworking community.

Participants are given money to pay for a portion of their expenses and are expected to learn some new or poorly understood skill, and then to share what they have learned with other members and the public through an article in our quarterly magazine, “The Metalsmith.” They’re also expected to lead a workshop on the topic (or other educational service approved by the board).

Application forms are available from the president or treasurer at a regular meeting, or by sending a self-addressed, stamped envelope to:

The Guild of Metalsmiths
PO Box 11423
St. Paul MN 55111

Hey, folks, this is *your* training program

The program of basic blacksmithing skills has been well received these past few years. Thank you, it has been a great experience to be involved in the basics training.

The Guild of Metalsmiths offers several opportunities to continue your training. There are many members of the Guild that want to contribute to your continuing interest and training.

The education committee is trying to develop a better picture of the training needs that can be served. The Guild is particularly interested in those who want to go beyond the basics. Our records have not tracked individuals outside of the basics program.

Examples that the education committee thinks should interest most Metalsmith enthusiasts include sessions on: (*NO ORDER OF IMPORTANCE IS INTENDED.*)

Joinery: the methods used in assembling gates, grills, panels, signs and furniture.

Forge welding: Forge welding is an elegant means of combining pieces to be sure, but the study of forge welding is basic to understanding the importance of managing a fire and controlling the heat of a work piece.

Tools: These sessions include the construction of general and process specific hammers in addition to preparing sets of chisels and punches that suit your metalwork interest. Tools workshops always include just enough metallurgy to help you prepare useful tools that can be expected to last. Please bear in mind that while heat treating of tool steels is a very complicated study you can within the Guild gain enough knowledge to be comfortable with making your own tools.

Cutlery: We have members who offer beginning and advanced concepts for the design and fabrication of primitive, advanced, ethnic, and pattern welded knives and swords.

Sculpture: People in the Guild offer the experience of preparing roses, lilies, and even native orchids.

Repousse*: learn the intricacies of compound curves and panels of raised metal.

Animals: Remember that the Guild has written the book on sculpting animal heads. Animal head workshops are enthusiastically attended.

Hardware: Members of the Guild can share an interest in primitive or colonial hardware.

Design: Last year a particularly interesting project that was carried on outside of the education committee included drawing classes that finished with a design and build project. The design opportunity may be repeated this year.

Tools are always interesting. On occasion members of the Guild have banded together in construction projects. The group members can build coal and gas fired forges, treadle operated hammers, and have in the past restored power hammers as a group.

The education committee wants to develop programs that meet the needs of the membership. We want your interest and input. Find us on the Bellows, put a notice in the Forum, track us down individually, accost us at a meeting!

—*Herb Fick, Education Committee*

Preliminary announcement

Fall Conference Class: 'Found Art' door hangers out of gobbledygook!

Barb Feterl will offer the following class at the Fall Conference. She hopes that this preliminary announcement will encourage members to start saving fabric materials. She has created some door knocker examples, so watch for photos to appear in the next Forum. The Fall Conference is set for September 16, 17, & 18.

Found Art Description: Discover, explore, and create art out of unlikely and likable objects. At the Fall Conference we will gather in a class to utilize this found art craft technique and make fabric door hangers.

The door hanger is about 3" x 10" in size and has a hole, allowing it to hang on a door knob. We will make gobbledygook collages by using simple sewing skills, stitching together material, ribbons, buttons, and unusual textiles. By using "odds and ends" we will form graceful art that promotes a positive message.

Please collect beads, buttons, cloth trims, and fabric embellishments. Also save used gloves that may be tossed away but still have good parts that may be cut up to form part of this collage.

—Barb Feterl

New Members

William Nelson

3858 Polk St NE
Columbia Heights, MN 55421

Trapman-no6@hotmail.com

Carmen Gianforte
6156 Bonaventure Ct
Sarasota, FL 34243
941-351-9421

GINN40@comcast.net
"Maker of miniature firearms and accessories"

Robert Fjetland
LOGS OF DISTINCTION &
METALS TO MATCH
14985 – 225th ST
Welch, MN 55089-6009
651-388-3984
RJF@REDWING.NET

Henry Votel

6015 – 190th ST
Forest Lake, MN 55025

651-464-8112

Peter Schmitt
262 Salishan Dr
Hudson, WI 54016

651-592-5158

Eric Turner
601 Holly Ave
St. Paul, MN 55102
651-238-2155

Abigail.boehm@spps.org

Address Changes

Brian Hinton
20693 Walnut Valley Dr
Walnut, CA 91789-1025

Beth Gillespie
814 – 10th Ave SW
Rochester, MN 55902-6320

Making the yellow lady slipper

• Saturday & Sunday,
Feb. 19 & 20, 2005

• Start at 9 am, end at 4
pm each day

• Location: Myron
Hanson's shop, 4015
Dodd Road, Eagan,
MN 55123

• Instructors: Bill
Krawczeski, lead
Bob Beck, Jim Scott,
& Myron Hanson
assisting

Map to Myron Hanson's on
page 11.

• Cost: \$40

• Class size limited to 6
students



© 2001 Deborah Swais

Sign up now!

Register for the yellow lady slipper class by filling out the registration form on the back of this page.

Send or email registration to:

Jim Moenck

661 N Dorland Road S
Maplewood MN 55119
email: jimmoenck@yahoo.com

Making the yellow lady slipper

Fill out the registration form below and mail it soon.

This class, led by Bill Krawczeski, Bob Beck, Jim Scott, and Myron Hanson, will teach you how to make the yellow lady slipper. Master blacksmith Krawczeski is the lead instructor, and will show you how he makes his yellow lady slippers. On the first day you will make each individual piece for your yellow lady slipper. On day two you will learn how to assemble these parts into a work of art. At the end of this class, you should take home a completed yellow lady slipper and all the parts for a second yellow lady slipper.

Safety equipment: bring safety glasses, earplugs, gloves, apron, cotton clothing, and leather shoes.

Other tools: bring hammers, tongs for 18 gauge metal, other assorted tongs you have. Participants for this class will also be sent a list of chisels along with individual drawings and dimensions for each one. These tools will be used to make the various components for your flower. If you have time and are able, make your own set and bring them with you to class. If you cannot make them prior to class, there will be tools that you may borrow during class.

Lunch arrangement: Bring your own lunch, or visit on of the fast food restaurants close by. You will have approximately one hour for lunch.



To reserve a spot in this Yellow Lady Slipper class on Saturday and Sunday, February 19 & 20, fill out the information below and send, along with a check for \$40, to

Jim Moenck
661 Dorland Road S
Maplewood MN 55119
email: jirmoenck@yahoo.com

Name: _____

Address: _____

City, State, Zip: _____

Phone: _____ Email: _____

Basic Joinery Workshop is full for April 2!

Rome Hutchings reports that the Basic Joinery Workshop scheduled for April 2 at the School of Horseshoeing is full. There will be an alternate list, but experience has shown that chances are less than 50-50 you will see a spot.

Expect to see this class in 2006 expanded to (2) weekends for a total of (4) days. It will only be run once in 2006 and will be Basic Joinery Projects. We will focus on basics, up to completing a small grille.

Tip for Guild members on stampmaker...

Guild member Marcia McEachron was kind enough to pass this letter from Michael Edlinger along to us at The Forum, to be shared with the Guild membership:

Through a friend of mine I found this "stampmaker" named Ray Philipps who produces intricate stamps. If our members are interested, here's the address:

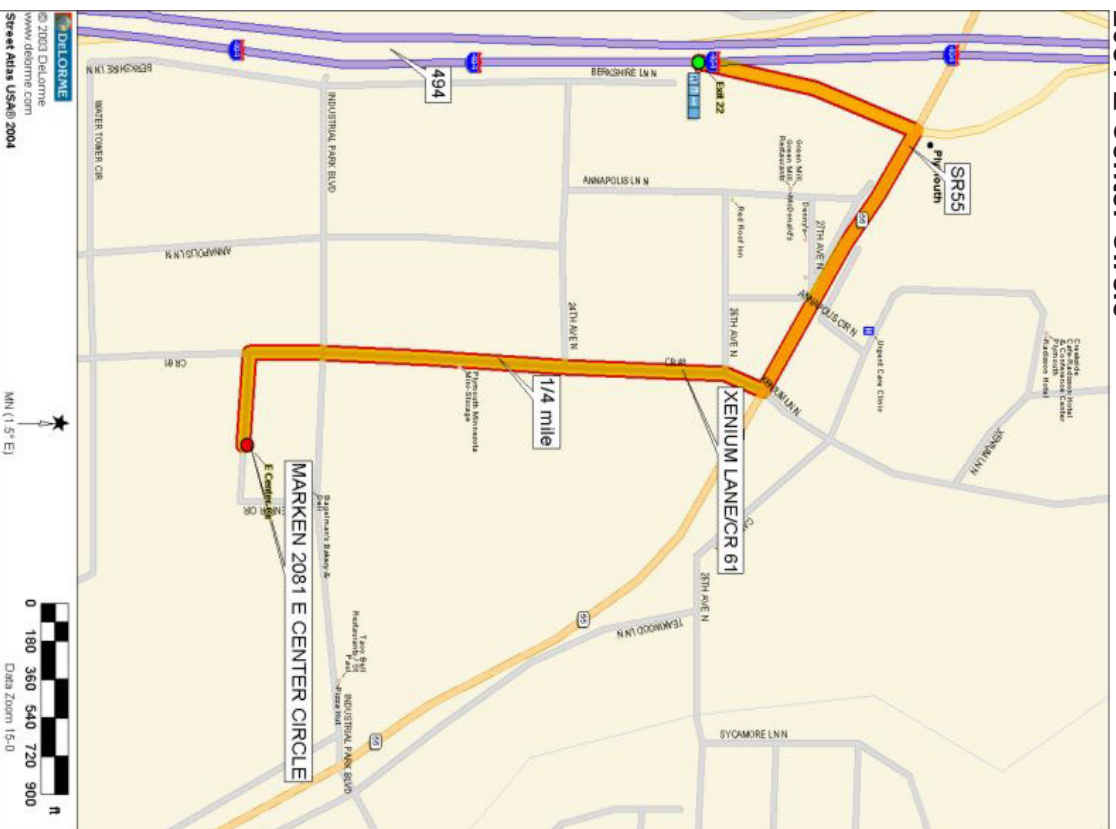
Ray Philipps 860-823-1533
67 Wawecus Hill Rd.
Bozrah, CT 06334

My stamp with my logo (5/8" stamp) cost me a little more than \$100.

The organization has given me much over the past years, and this is a little "payback."

Sincerely,
Michael Edlinger

Map to Marken Manufacturing in Plymouth, MN 2081 E Center Circle



From 494 and 55 go ¼ mile east to Xenium
Turn South on Xenium for ¼ mile.
Go East on Center Circle to Marken, (500 feet)

Marken Manufacturing: 2081 E. Center Circle, Plymouth MN

Folding Knife Workshop

An intermediate level workshop

Date: March 19th, 2005

Start time is 9:00 and the class will run until 4:30 with a break for lunch at noon.

Where: This class will be held at the Minnesota School of

Horseshoeing (map on page 11)

6250 Riverdale Drive

Ramsey MN 55303

Instructors: Jim Moenck and John Adams

Class size: class will be limited to 6 students

Materials: All materials will be furnished for the class.

Lunch: Bring your own bag lunch or eat at one of several establishments close by.



To reserve a spot in this Folding Knife Workshop, fill out the registration form on the next page and mail with check for \$35 written to the Guild of Metalsmiths to:

Jim Moenck

661 Dorland Road S

Maplewood MN 55119

email: jimmoenck@yahoo.com

Folding Knife Workshop

Class description: We will make a folding knife in the same style of a knife that was carried with Lewis & Clark on their expedition west. This class will not involve any forging, as the blade material will be ready for shaping. In this class you will learn how to design and layout a simple folding knife. We will concentrate on the intricate fitting of the spring and blade, blade grinding and final finish. Participants should leave with a finished folding knife.

What to bring: Participants should bring eye and ear protection, an assortment of flat, round and half round files, especially small fine files for finish work, caliper and other measuring devices for accurate measuring both inside and outside diameters, tungsten scribe, hack saw, pliers, dust mask. Also, if you have these larger tools: a leg vise, a belt sander, buffing wheel and polishing compound.

Phone 651-735-4461 in you have any questions.

Map to the Minnesota School of Horseshoeing is located on page 11.

To reserve a spot in this Folding Knife Workshop on March 19, fill out the registration form below and mail with check for \$35 written to the Guild of Metalsmiths to:

Jim Moenck
661 Dorland Road S
Maplewood MN 55119
email: jrmoenck@yahoo.com

Name: _____

Address: _____

City, State, Zip: _____

Phone: _____ Email: _____

Vol 7 Issue 2 The GoM Forum Page 8

Education: Jim Moenck chair, Rich Herman co chair

New committee met last week. Now at 13 members. Basics classes are filled. Forge welding class has been successful. Rome's journey class is oversubscribed. An alternate session on 2 April is also offered. Rome has done a tool inventory. Jim Moenck will review what needs to be done for tool inventory. Lady slippers classes are about half full so far (Bill Krawczeski et al). Welding is at 10 people for the 6 places offered. Repose' is offered on 5 March by John Yust at Hanson's. Class dates for the basics are set for upcoming year. (2005-2006) Class schedules are in the Forum.

Next meeting of the Education committee is Ground Hog's day at Jim Moenck home. Mariette suggests a "Smart Forging" session. Process and measurements considering volumes. Dave would coordinate the class and teach. Myron will help.

Publicity: Dave Mariette is Chair. (This was a white ballot, usually committee chairs are appointed.)

Publicity committee will be the editors of the publications. Problem at Web site is that Tom would like some guidance on tasks. He rapidly responds to solid requests. Examples: If an individual offers a class the individual currently needs to get the publicity to the Forum, The Bellows, the Metalsmith, and the Website. The publicity committee needs to be the funnel for this type of information.

How many people would take the Forum by e-mail? This is a current question that needs to be addressed by asking for early adopters in the next Forum. The board is still considering options for improving the Metalsmith's photo quality and reducing our printing costs. We need to separate production and distribution costs for the two publications.

Long Term Planning, Dave Feterl chair -

Old Business:

Dave will write the letter to Joveta Wyman. Pete Stanaitis has updated the index of articles for the directory.

New Business:

Midwest Art Fairs: Olson and Fratralone both have e-mail from Jim Shiller of Midwest Art Fairs. Do we want to continue our listing in their arts resource section? Fratralone read the insert for the Board. The insert was edited and Fratralone will forward it to Midwest Art Fairs. Motion by Mariette and seconded. We will continue it.

Public works

President Olson went to Como Conservatory over the holidays. He suggests the Guild design something to replace what he considered a standard metal sculpture. The board considers this a good idea.

Mariette motions to establish a public works project committee. Accepted. Dick Carlson, Myron Hanson, Bill Krawczeski, Charlie Bateman and John Yust are assumed members. Motion to place Anvils Ring set offered to the Guild by the national ABANA office in the library. If the set is incomplete we will auction it off at the next meetings.

Library: President Olson suggests finding a place to make the books more available for browsing. No conclusion reached. We designated Herb Frick as recording secretary and his pay will be doubled from that of the past year. Bylaws need work. Tabled for next meeting. Board members will download and mark up the bylaws in preparation for the next meeting.

Directory: Printing of the directory will be used as a test case for an alternate publisher Cornerstone Publishing (The Waterlog Dude). Publicity will do the investigation.

Forum: Motion to reimburse the Forum editor. Fratralone will pay the bill. Second Hanson. Unanimous. Next meeting is 9 March. Dick Carlson motioned to adjourn at 10.

Vol 7 Issue 2 The GoM Forum Page 13

Guild of Metalsmiths Board Meeting Minutes

12 Jan 2005, 7:PM

Submitted by Herb Fick

Called to order, 7: PM by President Al Olson

Minutes from November 2004 meeting were read and approved. Moved by Dick Carlson.

Board members present: Bob Beck, Dick Carlson, Herb Fick, Mike Fratalone, Myron Hanson, Rich Herman, Dave Marrette, Gary Myers and Jim Moenck.

Motion by Dick Carlson, passed. Agenda by Al Olson President

Dave Marrette read an apology from ABANNA and his reply.

Financial: Mike Fratalone

Current checking account balance: \$23867. \$ 185 in bulk mailing account. The accounts including Bulk Mail have \$24052, or \$1833 more than last year at this time. Reserved for grant fund \$4885. Discretionary Fund balance \$19167

Major expenses in the period were: Printing Forum Nov and December. Printing Forum for Jan Feb March and April of last year to Karen Boberg \$1495. Shop rentals and materials \$595. Metalsmith prep and printing \$1637 (400 copies)

318 members, up 4 from Jan 04. 13.5 tons of coal remain. (from 23.7Tons)

Expanded annual financial report distributed. Front page was for taxes. Bulk of detail is available for the Forum. Al Olson and Mike Fratalone will transfer Mike's report to a spreadsheet format for publishing.

Mike distributed the asset list, including videotapes. Library books listed on the asset list are only the ones purchased. Mike's suggestion is to offer the asset list for corrections and discussion at the next board meeting. Board members are to mark up copies for next meeting.

Program: Myron Hanson Chair

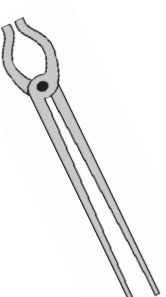
Feb 9 Guild meeting at Marken Mfg. Bring earplugs assuming Shopdog is the demonstrator. The demonstrator will be confirmed in the Forum. The alternate programs for the February meeting are the Hydrogen welding set up and the Shopdog power hammer. Program committee meets next on 20 Jan at the Hanson Conference center.

Demonstrators are confirmed for 2005 conference. Ralph Spruel (not hammer and tongs guy, but a significant fabricator, installer and machine shop person). He is working up a two-day program on shop setup and tools. He will start with a slide show on Friday evening. Bob Becker, a veterinarian and an artist. Check his web site.

The committee is working on Found Art again for fall conference. (Also a found Fabric group.) The conference is set for September 16, 17 and 18 of 2005. This is moved forward one week from the usual time. Will work on Conference budget in Feb and March. Last year it was March when the conference budget was set.

April meeting is not set. June could be Nowthen. We have an August meeting site for sure. Dave Olin has come forward with the suggestion of his shop in Mendota. Come early and tour the Sibley House with the family. We always need suggestions for meeting places for general membership meetings. We usually have 60-80 people.

Forged Tongs Workshop



Date and time: Saturday, April 16, 2005,
9AM -4:30PM

Location: Minnesota School of Horse Shoeing

Instructor: Bob Johnson

Who should attend: Anyone who has finished the Guild's Basics workshops or has equivalent skills.

Cost: \$25

Bring: Safety glasses (Mandatory!), hearing protection, the usual bucket of tools, including a hammer, center punch, and ruler. You may bring a lunch or eat at a local restaurant.

Reserve a spot now!

Fill out the registration form on the next page and mail, along with a check for \$25 made out to Guild of Metalsmiths to:

Bob Johnson
1302 Osceola Ave.
St. Paul, MN 55105

Forged Tongs Workshop

Saturday, April 16

9 am to 4 pm

Minnesota School of Horseshoeing

We will be making a light weight pair of bow tongs, using basic tools, no forge welding. This includes more complex forging and drawing of the reins, no forge welding. These tongs are useful in handling 1/4" - 1/2" stock, for smaller projects, like making hooks, chisels and such. Skills learned can be used with heavier stock to make heavier tongs.

Bring safety equipment, including eye and ear protection, cotton clothing, usual bucket of tools, lunch, or eat at a local establishment.

Note: this is an intermediate workshop. Participants will have completed the Basics Workshops or have equivalent skills. Instructor will be contacting participants.

To reserve a spot in this Forged Tongs Workshop on April 16, fill out the registration form below and mail with check for \$35 written to the Guild of Metalsmiths to:

Bob Johnson
1302 Osceola Ave.
St. Paul, MN 55105

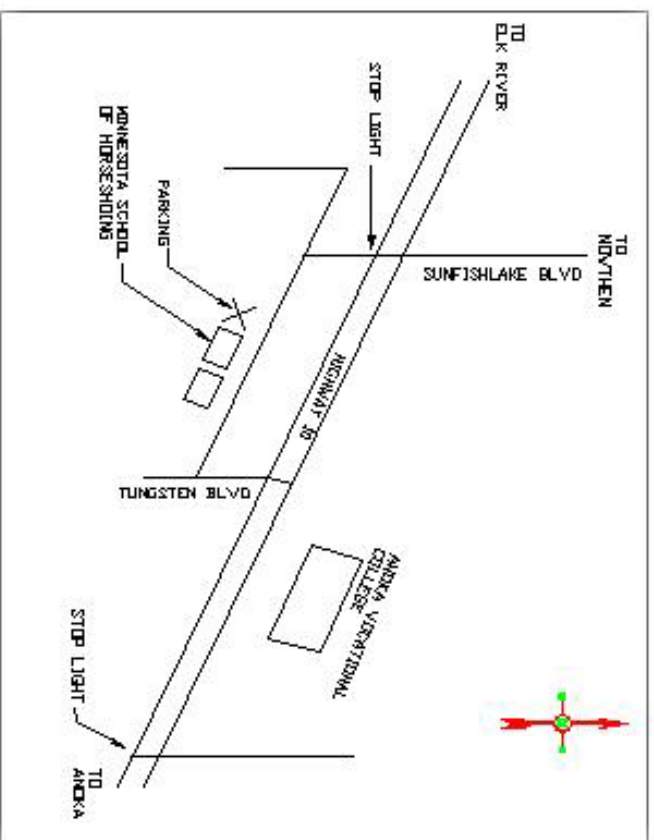
Name: _____

Address: _____

City, State, Zip: _____

Phone: _____ Email: _____

Map to Minnesota School of Horseshoeing



1 Myron Hanson

Take I 494 to Dodd Rd/ MN 149 exit and go South, turn left onto MN 55 and turn right back onto MN 149. Continue South to the sign that says Dodd Road and points right. Turn right, cross the tracks and make an immediate left turn onto Dodd Road. Myron's house is about .7 mi on the right. Coming North on Dodd Rd from Cliff Rd its about 1.8 mi (~.75 mi North of Diffley Rd.

4015 Dodd Rd
Eagan, MN 55123-1612
Home phone: 651-454-3984

