

Join The Guild of Metalsmiths

Send \$30 dues to the address below. Please circle if you want to be listed in our membership directory and/or check which items you don't want listed.

The Guild of Metalsmiths	List Me	Don't List Me
PO Box 11423	in the directory	in the Directory
St. Paul MN 55111	but don't list	
address - phones: home - work - fax - cell - email - web page		
(mark items above you DO NOT want published)		

Name: _____

Company Name: _____

Address: _____

(optional items)
Home phone: _____ Work phone: _____

Fax: _____ Cell: _____

Email address _____

Web page: _____

Metalsmith Back Issue Service

Back issues of The Metalsmith are available to Guild members for only \$3.00 each, postage included.

Use your most recent copy of The Metalsmith's "How to" index to pick out the topics that interest you most. Then, if you don't already have those Metalsmiths in your collection, get them from the Guild of Metalsmiths Back Issue Service!

To order, write the Volume and Issue number(s) on the back of this form along with your mailing address if the address below is incorrect.

Include a check for \$3.00 for each issue made out to Guild of Metalsmiths.

Send it to:

Pete Stanaitis
2476 10th Ave.
Baldwin WI 54002

If you have any questions about the service, contact Pete at 715-698-2894 or email him at: spaco@baldwin-telecom.net

The Guild of Metalsmiths
PO Box 11423
St. Paul MN 55111

Address Service Requested

If your address label says 2005.1, you are up for renewal this quarter. Please send your \$30 membership dues to the above address

February, 2005

Visit our website at <http://www.metalsmith.org>

Join The Bellows, our email discussion forum.

Information at:
<http://www.metalsmith.org/bb/TheBellows.htm>

Guild of Metalsmiths Video Library:

Date: _____

Name:

Address:

City: _____ State: _____ Zip: _____

Phone: () _____

Tapes requested: _____

Include \$3.00 for each "T" number requested. Make check payable to: The Guild of Metalsmiths

Send request and check to:

Rich Herman

1253 Danbury Way

Rosemount, MN 55068

email: racherman@earthlink.net

phone: (651)322-1623

Read directions on the reverse side of this form.

Please send me these back issues: (vol:issue)
Use additional sheets of paper if you need them.

Metalsmiths?

Please introduce yourself. Each month we welcome new members to the Guild and offer them a chance to tell us a bit about themselves. (who you are, your goals as a metalsmith, the services you provide, products you make, etc.) Whatever you want to share is fine. So, give us a statement of interests/services up to 254 characters long (letters and spaces). This statement is also printed in the member directory (optional).

Goings on...



Events in March

- **CHANGE IN SCHEDULE!!!** Board of directors meeting, Wednesday, March 16, 6:30 pm at Myron Hanson's home in Eagan.
- **Folding Knife Workshop**, March 19 at Minnesota School of Horseshoeing
- **POSTPONEMENT!** The program committee will meet on March 24, instead of their regularly scheduled March 16 meeting!

Events in April

- **Animal Heads Workshop** at Myron Hanson's studio, Saturday, April 9
- **Guild meeting**, Wednesday, April 13, Arms & Armor in Minneapolis, metallurgy discussion & sword-making history
- **Saturday, April 16, Forged Tongs Workshop**, Minnesota School of Horseshoeing

DEADLINE NOTE: If anyone has events out there for or April or May, please send to me (Georgia Myers, editor), by **Monday, March 21** via either forum@metalsmith.org, or gmyers@rconnect.com. Thank you!

The Forum

The Guild of Metalsmiths Monthly Notice
March 2005
Vol. 7, No. 3

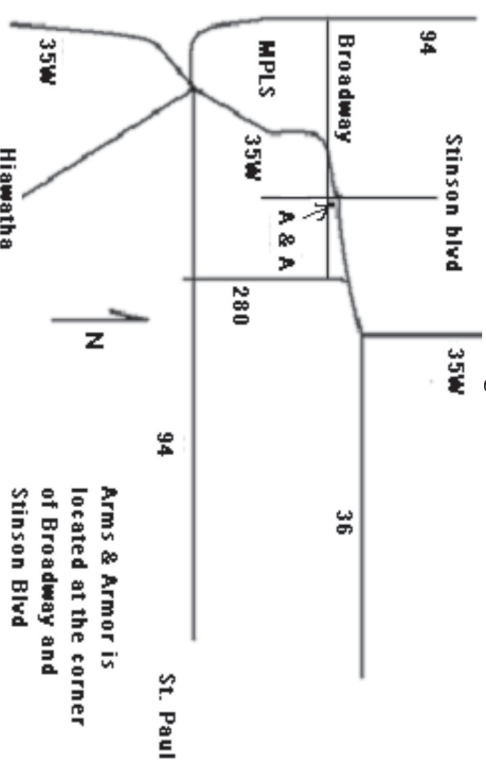
**Advance announcement: mark your calendars now!
Learn about the history of sword
making at the April 13 Guild meeting**

The program committee is pleased to announce that the April 13 Guild of Metalsmiths meeting will be held at Arms & Armor, 1101 Stinson Blvd NE, Minneapolis (map below). Meet there at 6:30 pm for potluck, then the staff at the studio will take over at 7.

The meeting will feature a discussion by staff at Arms & Armor of metallurgy and the historic making of swords. According to Mary Stasek Johnson, "Many of us started constructing bows, arrows, armor, spears, or swords from wood and other material as kids. In our earliest works we produced swords that were in "the style of" or a geeatric version of items seen in books. The more we learned about these fascinating pieces, however, the more obvious it became that the outward look of a weapon was only a part of what made these deadly tools useful.

"To make a sword less than the swords of old dilutes some of the most crucial aspects of the sword-making process. Today, a piece from Arms & Armor is a specific replica of an item. It is not a generic version or average type."

Arms & Armor was founded in 1982. Check out their website at www.armor.com for more background.



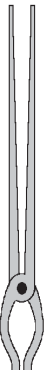
Forum deadline for April: Monday, March 21, 2005

If you have activities that will be occurring in April or May, please send them by Monday, March 21, 2005 to **Georgia Myers**, editor, by e-mail to:

forum@metalsmith.org
(e-mails will be forwarded to Georgia Myers), or to **gmyers@rconnect.com**

or mail them to:

Georgia Myers
313 Dakota St
Lake City MN 55041



The Guild of Metalsmiths, St. Paul, MN, publishes the GoM Forum monthly. It is intended as a tool to further our educational mission, to keep members up to date on current happenings, to publicize projects and workshops, a place for all members to express their opinions, concerns, learn more about each other—in short, to help us run our organization.

For address change, or to submit comments, please mail to: The GoM Forum

Georgia Myers
313 Dakota St

Lake City, MN 55041-1869

or e-mail to

forum@metalsmith.org or
gmyers@rconnect.com

Guild educational grants

There is grant money available for Guild members to study intermediate and advanced metalworking techniques.

The Guild educational grant program is designed to bring new skills into the metalworking community.

Participants are given money to pay for a portion of their expenses and are expected to learn some new or poorly understood skill, and then to share what they have learned with other members and the public through an article in our quarterly magazine, “The Metalsmith.” They’re also expected to lead a workshop on the topic (or other educational service approved by the board).

Application forms are available from the president or treasurer at a regular meeting, or by sending a self-addressed, stamped envelope to:

The Guild of Metalsmiths
PO Box 11423
St. Paul MN 55111

Artist-Blacksmith's Association of North America, Inc.
PO Box 816 Farmington, GA 30638 USA
706-310-1030 tel , 706-769-7147 fax
email: abana@abana.org website: www.abana.org

President's Letter March, 2005

This is the time of year in my shop for some clean up, sorting and reorganization after the year end flurry of "got to have yesterday" deliveries. Attention to this task seems to allow more productive time as we ramp back up on the larger projects to start the year.

As this first issue of the *Hammer's Blow* speeds to the press, there are a few small items to share with you members as I clean off my desk.

One of the highlights of the past conference at Richmond was the different entries in the "Banners and Standards" exhibit. The creative talents and technical skills exhibited really showed that a little competition is a GREAT motivator of our ABANA Affiliates. The display area for the banners was a favorite of the camera toting crowd. Just look for pictures in the Winter issue of *The Anvil's Ring* (in the mail now) if you missed the display.

The NYSDB affiliate was the sponsor of the banner contest at Richmond, ably chaired by Al Butlak. I have received correspondence from Al that he has a group willing and able to repeat the "Banners and Standards" project at the 2006 ABANA Conference in Seattle, Washington. Look for a news item from his group to your newsletter editor on the "competition" details. It is always fun to see the results of creative juices that flow as your group rises to the challenge. I look forward to seeing your affiliate's banner project in Seattle.

When your ABANA Board met in Seattle, one of the most important business items as usual, was ABANA's Financial Review and Annual Budget approval process. The annual dues structure was reviewed in relationship to its portion of membership income and expenses. After much soul searching, the board, rather reluctantly, approved an increase of basic annual dues to \$55.00, beginning on January 1, 2006.

The good news is the 2005 budget was pared to allow the present dues structure to remain until December 31, 2005.

And more good news.... You may opt for a two-year dues renewal during 2005 at the existing dues structure. The first quarter dues notices are now hitting the mail, so consider opting for two year renewals as you send in your dues.

Well, off to sort out some more of the detritus in my shop. I REALLY wish I could find my favorite twisting wrench.

Don Kemper
20100 NW 61st Avenue
Ridgefield, WA 98642
(360) 887-3903
dkemper@abana.org

Folding Knife Workshop

**An intermediate level
workshop**

Date: March 19th, 2005

Start time is 9:00 and the class will run until 4:30 with a break for lunch at noon.



Where: This class will be held at the Minnesota School of Horseshoeing (map on page 11)

6250 Riverdale Drive

Ramsey MN 55303

Instructors: Jim Moenck and John Adams

Class size: class will be limited to 6 students

Materials: All materials will be furnished for the class.

Lunch: Bring your own bag lunch or eat at one of several establishments close by.

NOTE: As of Feb. 21, there were still three openings in this class. Sign up now!

Sign up now!

To reserve a spot in this Folding Knife Workshop, fill out the registration form on the next page and mail with check for \$35 written to the Guild of Metalsmiths to:

Jim Moenck
661 Dorland Road S
Maplewood MN 55119
email: jimmoenck@yahoo.com

Folding Knife Workshop

Class description: We will make a folding knife in the same style of a knife that was carried with Lewis & Clark on their expedition west. This class will not involve any forging, as the blade material will be ready for shaping. In this class you will learn how to design and layout a simple folding knife. We will concentrate on the intricate fitting of the spring and blade, blade grinding and final finish. Participants should leave with a finished folding knife.

What to bring: Participants should bring eye and ear protection, an assortment of flat, round and half round files, especially small fine files for finish work, caliper and other measuring devices for accurate measuring both inside and outside diameters, tungsten scribe, hack saw, pliers, dust mask. Also, if you have these larger tools: a leg vise, a belt sander, buffing wheel and polishing compound.

Phone 651-735-4461 in you have any questions.

Map to the Minnesota School of Horseshoeing is located on page 11.



To reserve a spot in this Folding Knife Workshop on March 19, fill out the registration form below and mail with check for \$35 written to the Guild of Metalsmiths to:

Jim Moenck
661 Dorland Road S
Maplewood MN 55119
email: jimmoenck@yahoo.com

Name: _____

Address: _____

City, State, Zip: _____

Phone: _____ Email: _____

Vol 7 Issue 3 The GoM Forum Page 6

Fall Conference Class: 'Found Art' door hangers out of gobbledygook!

Barb Feterl will offer the following class at the Fall Conference. She hopes that this preliminary announcement will encourage members to start saving fabric materials. She has created some door knocker examples, so watch for photos to appear soon in the Forum.

Found Art Description:

Discover, explore, and create art out of unlikable and likable objects. At the Fall Conference we will gather in a class to utilize this found art craft technique and make fabric door hangers.

The door hanger is about 3" x 10" in size and has a hole, allowing it to hang on a door knob. We will make gobbledygook collages by using simple sewing skills, stitching together material, ribbons, buttons, and unusual textiles. By using "odds and ends" we will form graceful art that promotes a positive message.

Please collect beads, buttons, cloth trims, and fabric embellishments. Also save used gloves that may be tossed away but still have good parts that may be cut up to form part of this collage.

— *Barb Feterl*

New Members

Beth Olfelt-Nelson
3331 – 45th Ave S
Minneapolis, MN 55406
612-729-1754
bofelt@hotmail.com

Richard Edwards
11160 Cty 1 Blvd
Cannon Falls, MN 55009
violetcypher@yahoo.com

Caprice Glaser
761 Stryker Ave
St. Paul, MN 55107-1148
612-222-6384

Rob & Peter Barta
3204 – 4th St SE
Minneapolis, MN 55414
pipeterb@yahoo.com
612-859-4960

Alan Lindholm
1482 Sunshine St
St Croix Falls, WI 54024
kasie@centurytel.net
715-483-9540

Jack Kaspari
21707 Co Rd 8
Bovey, MN 55709
218-885-3215

Paula Caretti
SKY ART STUDIO & GALLERY
290 Pratt St 2nd F
Meriden, CT 06450
info@skyartstudio.com
203-630-9171

Susan Bergstrom
13866 – 189th Ave NW
Elk River, MN 55330

Notices of upcoming nationwide events related to metalsmithing

1. June 2-5, 2005 national conference of the Craft Organization Development Association (CDA), “Building Communities: Partnerships in Craft.”

Conference based in Berea, Kentucky. For information or to request a conference brochure, contact Linda Van Trump, CODA managing directory, at PO Box 51, Onia, AR, 72663, or call 870-746-4396, or email lvt.coda@mytel.net.

2. June 11-15, 2005, 7th annual MAKER 2005

Symposium JUNE 11 Open to the general public. 7 Workshops JUNE 12 - 15 Minimum age 18. Held at YMCA Camp Loma Mar, 9900 Pescadero Rd, Loma Mar, CA, about 35 miles south of San Francisco. Presented by Jack da Silvas Metal Design Studio, POBox 21600, El Sobrante, CA 94820 Tel & Fax: 510-223-1616

Questions ? Tel/Fax: 510-223-1616

3. November 5, 2005, “Art for the Parks” fine arts/crafts show

The Shorewood Parks Foundation (SPF) and the Minnetonka Community Education & Services (MCES), will host its fourth annual “Art for the Parks Fine Arts & Crafts Show” on **Saturday, November 5, 2005** from 9:00 a.m. to 4:30 p.m. at the Minnetonka Senior High School, 18301 Highway #7, Minnetonka. The event is published in the 2005 Midwest Art Fairs Directory and website. Contact Jackie Dallman at **952/843-0502** or info@shorewoodparks.org.

4. Saturday & Sunday, June 25 & 26, Metalsmith Weekend at Minnesota Historical Society’s Forest History Center.

The purpose of this festival is to gather skilled crafts people who use the forge to practice and preserve traditional and historic metalsmith skills. Ed Nelson is in charge, but as of right now, we don’t have a clue how to get in touch with him. If someone knows how to do that, please notify the editor of The Forum!

Animal Heads Workshop

Saturday, April 9, 2005

9 am to 4 pm

Cost: \$30

Location: Myron Hanson's studio

4015 Dodd Road, Eagan, MN

(see map on next page)

Instructors: Myron Hanson, Bill Krawczeski, Dick Carlson, Bob Johnson

Class size limited to 6 students

Register early!

In this workshop we will make an animal head or two. This is an intermediate level workshop. Participants should have completed the basic classes. Instructors will be contacting participants regarding necessary tooling.

Participants should bring eye and ear protection, hammer, usual bucket of tools, and lunch, or there's the option of eating at a local cafe also.



Ramshead by the legendary Paul Hubler

Sign up now!

Register for this workshop by filling out the form on the next page. You must enclose payment of \$30 with the form.

Call Bob Johnson at 651 699-3919 if you have questions about this class.

Animal Head Workshop

Saturday, April 9, 2005

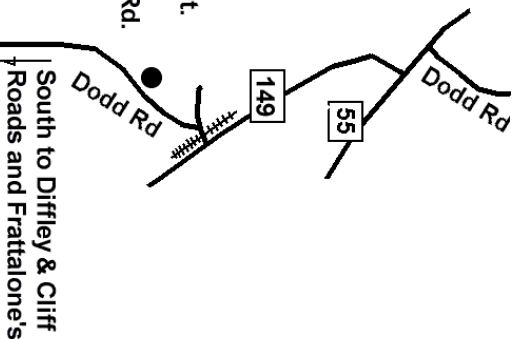
9 am to 4 pm

Map to the studio of...

1 Myron Hanson

Take I 494 to Dodd Rd/ MN 149 exit and go South, turn left onto MN 55 and turn right back onto MN 149. Continue South to the sign that says Dodd Road and points right. Turn right, cross the tracks and make an immediate left turn onto Dodd Road. Myron's house is about .7 mi on the right. Coming North on Dodd Rd from Cliff Rd its about 1.8 mi (~.75 mi North of Diffley Rd.

4015 Dodd Rd
Eagan, MN 55123-1612
Home phone: 651-454-3984



To reserve a spot at this Animal Heads Workshop, fill out this registration form and send with your check for \$30 made out to the Guild of Metalsmiths to:

Bob Johnson
1302 Osceola Ave.
St. Paul MN 55105

Name: _____

Address: _____

City, State, Zip: _____

Phone: _____ Email: _____



Jim Moenck's first lady



Herb Fick's sculpture before it grew leaves



Sculptures during leaf shaping & descaling process

This is an editorial commentary, a review, really, about the Yellow Lady Slipper workshop given by Guild master of metalsmithing Bill Krawczeski on Feb. 5 & 6. It serves to highlight the quality of instruction provided by members of the Guild of Metalsmiths!

What I learned about creating a lady slipper from the master

The first weekend in February was the first Lady Slipper class. What I learned:

The reason that there can only be six students is that Bill (Krawczeski) has four additional people, and I assume others standing in line, wanting to help the students. Eleven people plus the visiting hangers on pretty well fill Myron's shop with about all the smiling noisy people you can deal with in one day.

I have selected three pictures taken at the class, one of Jim Moenck's first Lady, one of my project before it grew leaves, and one of a couple of complete sculptures during the leaf shaping and descaling process. Sorry about the mess on Myron's bench.

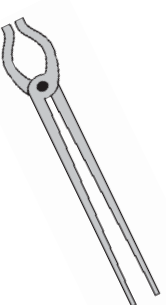
The process was very well thought out. Billy Jack makes the leaves too pretty to be real, and Jim Scott and Billy Jack seem determined to make their tools look cleaner than Bill's. Everyone did indeed go home with a sculpture. I was last. Everyone did also have a second lady slipper in kit form for patterns or home assembly, at their choice. I think everyone of the six would also want to be a candidate to be one of Bill's helpers.

Large thanks and applause to Bill the Welder (Krawczeski), Jim Scott, Charlie Bateman, Billy Jack (Bob Beck) and Myron Hanson for a wonderful experience for Jim Moenck, Sue Brockton, Susan Wood, Dick Sonnek, Gordon Barr and myself. Special thanks to Myron, whose family has to be proud of the way the boy shares his toys.

And did I mention, Bill brought the sticky caramel rolls. I think Myron may have mentioned that I am a serious fan of those rolls.

—Herb Fick

Forged Tongs Workshop



Date and time: Saturday, April 16, 2005,
9AM -4:30PM

Location: Minnesota School of Horse Shoeing (map page 11)

Instructor: Bob Johnson

Who should attend: Anyone who has finished the Guild's Basics workshops or has equivalent skills.

Cost: \$25

Bring: Safety glasses (Mandatory!), hearing protection, the usual bucket of tools, including a hammer, center punch, and ruler. You may bring a lunch or eat at a local restaurant.

Reserve a spot now!

Fill out the registration form on the next page and mail, along with a check for \$25 made out to Guild of Metalsmiths to:

Bob Johnson
1302 Osceola Ave.
St. Paul. MN 55105

Photo by Gordon Barr



Beginners A Class

Classmates who graduated from the A Class of Beginning Blacksmiths for 2005 were: (l to r) Bryan Herman, Mike Goertz, Ian King, Aaron Goertz, Desiree Swan, Joy Virden, and Mary Johnson. Jack Curtis is not pictured.

Instructors for this class were Rich Herman, Gordon Barr, Bud Lundell, Al Garber, Herb Fick, Rome Hutchings, and Don Hammer.



Students at the first "Yellow Lady Slipper" class gathered in Myron Hanson's shop. They are (l to r) Dick Sonek, Susan Wood, Sue Brockman, Gordon Barr, Jim Moenck, and Herb Fick (kneeling).

Forged Tongs Workshop

Saturday, April 16
9 am to 4 pm
Minnesota School of Horseshoeing

We will be making a light weight pair of bow tongs, using basic tools, no forge welding. This includes more complex forging and drawing of the reins, no forge welding. These tongs are useful in handling 1/4" - 1/2" stock, for smaller projects, like making hooks, chisels and such. Skills learned can be used with heavier stock to make heavier tongs.

Bring safety equipment, including eye and ear protection, cotton clothing, usual bucket of tools, lunch, or eat at a local establishment.

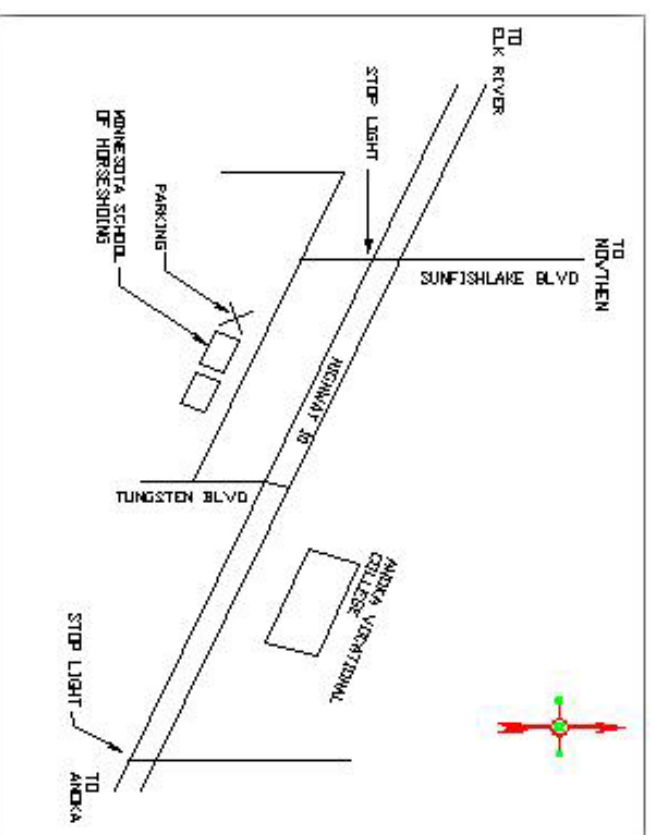
Note: this is an intermediate workshop. Participants will have completed the Basics Workshops or have equivalent skills. Instructor will be contacting participants.

To reserve a spot in this Forged Tongs Workshop on April 16, fill out the registration form below and mail with check for \$35 written to the Guild of Metalsmiths to:

Bob Johnson
1302 Osceola Ave.
St. Paul. MN 55105

Name: _____
Address: _____
City, State, Zip: _____
Phone: _____ Email: _____

Map to Minnesota School of Horseshoeing



Thank you!

Thanks to MARKEN Mfg and **Tom Phelps** for hosting the February meeting.

I saw 63 registrations on the yellow page. I hope everyone signed in. Thanks to **Billy Jack** and to **Don Hammer** for the demonstrations of sheet metal forming. **Gene Olson**'s dragon and rooster also served as sheet metal forming inspiration for us all.

Who got a good picture of that? The Forum could use it. Dinner was good. Coffee may be an issue from here on out. Seems we now have a new coffee person who doesn't drink the stuff. How do you describe what the **Carlson-Krawczeski** team has been doing for so long? Get ready for some tea, folks. **Bob Fredell** ordered dark roast coffee. Where do I get that?

—*Herb Fick*