

### Join The Guild of Metalsmiths

Send \$30 dues to the address below. Please circle if you want to be listed in our membership directory and/or check items you don't want listed.

The Guild of Metalsmiths PO Box 11423 St. Paul MN 55111	List Me in the directory but don't list address - phones: home - work - fax - cell - email - web page (mark items above you DO NOT want published)	Don't List Me in the Directory
---	--	-----------------------------------

Name: \_\_\_\_\_

Company Name: \_\_\_\_\_

Address: \_\_\_\_\_  
\_\_\_\_\_

(optional items)

Home phone: \_\_\_\_\_ Work phone: \_\_\_\_\_

Fax: \_\_\_\_\_ Cell: \_\_\_\_\_

Email address \_\_\_\_\_

Web page: \_\_\_\_\_

### Metalsmith Back Issue Service

Back issues of The Metalsmith are available to Guild members for only \$3.00 each, postage included.

Use your most recent copy of The Metalsmith's "How to" index to pick out the topics that interest you most. Then, if you don't already have those Metalsmiths in your collection, get them from the Guild of Metalsmiths Back Issue Service!

To order, write the Volume and Issue number(s) on the back of this form along with your mailing address.

Include a check for \$3.00 for each issue made out to Guild of Metalsmiths.

Send it to:

Pete Stanaitis  
2476 10th Ave.  
Baldwin WI 54002

If you have any questions about the service, contact Pete at 715-698-2895 or email him at: [spaco@baldwin-telecom.net](mailto:spaco@baldwin-telecom.net)

The Guild of Metalsmiths  
PO Box 11423  
St. Paul MN 55111

Address Service Requested

If your address label says 2005.2, you are up for renewal this quarter. Please send your \$30 membership dues to the above address

**June, 2005**

**The Guild of Metalsmiths on the web:**

**Visit our website at <http://www.metalsmith.org>**

Looking for something? Try the search engine. On our main page, just below the index table, click on "Search this Site," and enter your query.

**Join The Bellows, our email discussion forum.**

**Information at:**

**<http://www.metalsmith.org/bb/TheBellows.htm>**

**Request Form**

**Guild of Metalsmiths Video Library:**

Date: \_\_\_\_\_

Name: \_\_\_\_\_

Address: \_\_\_\_\_

City: \_\_\_\_\_ State: \_\_\_\_\_ Zip: \_\_\_\_\_

Phone: (       ) \_\_\_\_\_

Tapes requested: \_\_\_\_\_

\_\_\_\_\_

**Include \$3.00 for each "T" number requested. Make check payable to: The Guild of Metalsmiths**

**Send request and check to:**

Rich Herman  
1253 Danbury Way  
Rosemount, MN 55068

email: [racherman@frontiernet.net](mailto:racherman@frontiernet.net)  
phone: (651)322-1623

**Metalsmith back issue service order form**

Read directions on the reverse side of this form.  
Please send me these back issues: (vol:issue)

Use additional sheets of paper if you need them.

\_\_\_\_\_

\_\_\_\_\_

\_\_\_\_\_

\_\_\_\_\_

\_\_\_\_\_

\_\_\_\_\_

\_\_\_\_\_

\_\_\_\_\_

**Joining The Guild of Metalsmiths?**

Please introduce yourself. Each month we welcome new members to the Guild and offer them a chance to tell us a bit about themselves. (who you are, your goals as a metalsmith, the services you provide, products you make, etc.) Whatever you want to share is fine. So, give us a statement of interests/services up to 254 characters long (letters and spaces). This statement is also printed in the member directory (optional).

\_\_\_\_\_

\_\_\_\_\_

\_\_\_\_\_

\_\_\_\_\_

\_\_\_\_\_

\_\_\_\_\_

\_\_\_\_\_

# Goings on...



## Events in June

- Guild meeting June 8 at Nowthen, details on page 3.

## Events in July

- Guild Board of Directors' meeting, Wednesday, July 13.
- Little Log House Antique Power Show south of Hastings, MN, July 23 & 24, Guild members participate

## Events in August

- Guild meeting August 10 at Dave Olin's shop in Mendota. Details to be announced.
- Almeland, August 13
- Nowthen Threshing Show, August 20 & 21

## Events in September

- Fall Conference, September 16, 17, 18 - brochure & registration available soon

## Events in October

- Tunnel Mill, October 1 & 2
- Guild meeting Oct. 12. Location & program to be announced.

## Our neighborhood of smiths

*Check this page every month to see what's going on with our neighboring colleagues and activities in their smithing groups.*

- 1) UMBA (Upper Midwest Blacksmith Association) features hammer-ins on June 19, July 17, August 14, September 11, October 16, November 13, and December 11, all at the Matthew Edell Blacksmith Museum in Haverhill, IA.
- 2) UMBA's 2005 Regional Blacksmithing Conference is July 15-17 at Thresherman's Reunion Park, Pontiac, Illinois. Demonstrators are Brent Bailey, Jack Brubaker, and Jerry Darnell. Go to [www.umbaonline.org](http://www.umbaonline.org) for all the UMBA news.
- 3) Check out ABANA's website, the page below, featuring CMB: <http://www.abana.org/affiliates/meetings/cmb.shtml>

- 4) The latest issue of the Alex Bealer newsletter is available on this web site: [www.alexbealer.com](http://www.alexbealer.com), select (F) ABBA Newsletters (password: getnews).

# The Forum

The Guild of Metalsmiths Monthly Notice  
June 2005 Vol. 7, No. 6

## June 8 Guild meeting just around the corner-join us at Nowthen

**Bob Fredell** will be demonstrating varieties of twists used in blacksmithing. See his demonstration and much more at the June 8 Guild meeting to be held at Nowthen Threshing Show Grounds. There's a map on page 5.

Francis Whitaker was once asked how many different twists there are. He thought for a moment and replied, "I can think of sixty."

A simple twist can add interest to an element—and if the blacksmith manipulates the bar before twisting, the result can be amazing. We can't demonstrate all of the sixty twist varieties of which Francis was thinking, but we can show you quite a few of them. Additionally, we will explain proper twisting procedures and how to take corrective action when an error has been made.

Our potluck dinner at 6:30 pm will be up to the Guild of Metalsmiths high standard. Plan to arrive early to renew friendships by participating in unloading and reloading chairs and tables.

The location may seem a bit farther to drive for some, but Bob assures us the demonstration alone is worth the trip.

And the Nowthen show grounds are interesting. The Guild has made significant contributions to the facility and blacksmith shop over several years. See what has been accomplished. You might choose to join the Guild members who demonstrate at the fall threshing show.

## Show and Tell: Bring a favorite tool or class project!

The Education Committee wants you to bring a favorite tool or class project. We want special emphasis for the "show and tell" relating to tools and projects. Tong makers bring tongs. Make sure the animal heads show up. Who will bring examples from Bill's (BTW©) lady slipper classes? Surely there are new knives to display. Bring them to the meeting.

Remember, this is not just about showing off. People thinking about attending classes want to see the potential results. The Education Committee wants the feedback that "show and tell" offers.

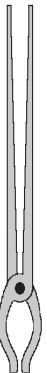
## Forum deadline for July: Monday, June 20, 2005

If you have activities that will be occurring in July or August, please send them by Monday, June 20, 2005 to Georgia Myers, editor, by e-mail to:

**[forum@metalsmith.org](mailto:forum@metalsmith.org)**  
(e-mails will be forwarded to Georgia Myers), or to **[gmyers@rconnect.com](mailto:gmyers@rconnect.com)**

or mail them to:

**Georgia Myers**  
**313 Dakota St**  
**Lake City MN 55041**



*The Guild of Metalsmiths, St. Paul, MN, publishes the GoM Forum monthly. It is intended as a tool to further our educational mission, to keep members up to date on current happenings, to publicize projects and workshops, a place for all members to express their opinions, concerns, learn more about each other—in short, to help us run our organization.*

*For address change, or to submit comments, please mail to: The GoM Forum*

*Georgia Myers*  
*313 Dakota St*  
*Lake City, MN 55041-1869*  
*or e-mail to*  
*[forum@metalsmith.org](mailto:forum@metalsmith.org) or*  
*[gmyers@rconnect.com](mailto:gmyers@rconnect.com)*

## Guild educational grants

There is grant money available for Guild members to study intermediate and advanced metalworking techniques.

The Guild educational grant program is designed to bring new skills into the metalworking community. Participants are given money to pay for a portion of their expenses and are expected to learn some new or poorly understood skill, and then to share what they have learned with other members and the public through an article in our quarterly magazine, “The Metalsmith.” They’re also expected to lead a workshop on the topic (or other educational service approved by the board). Application forms are available from the president or treasurer at a regular meeting, or by sending a self-addressed, stamped envelope to:

The Guild of Metalsmiths  
PO Box 11423  
St. Paul MN 55111

## Slack Fountain

I use a single burner propane forge to heat metal. During processes like upsetting and twisting, it is important to direct how much length of bar is needed hot. My forge tends to heat up over six inches of material, which can be too long for some processes. With a coal forge and a torch, one has a greater control over the location of the heat. I was not satisfied with only being able to dunk the end of a bar in a water bucket and came up with this portable contraption.



A reservoir was added to provide a continuous water stream which holds enough water to cool down a yellow hot bar. As easy and cheap as it was to build, it is a welcome addition that makes for a smoother forging process. The name of the game is heat isolation, and this fountain makes spot cooling possible without electricity.

— Chris Rand



# Angle Wedge

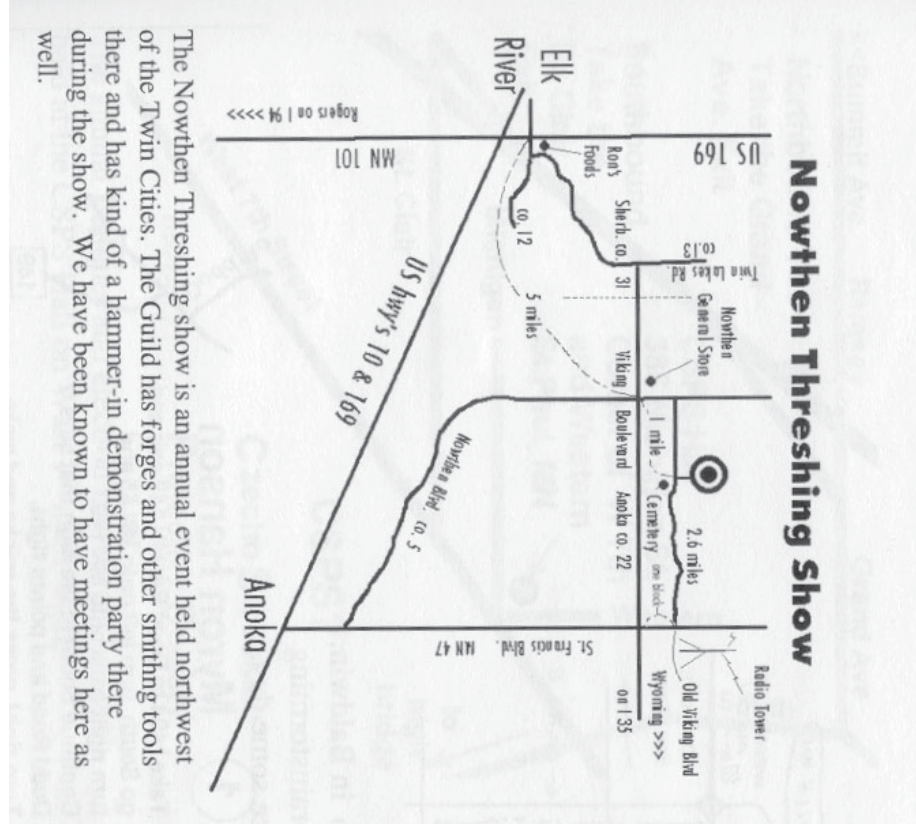
While laying out a table frame for welding, I needed some quick tapering wedges to align the steel parts. Rather than drawing a 1" solid bar to a point, I cut a 3/4" wide piece of 3" angle iron, hot pinched it in a vise and forged it to a flat point. The resulting wedge was made in two heats and rises to 1" tall over a distance of 3 1/2". The sides can flare out or be kept parallel as seen in the photo below.

One could use this means to achieve a gradual taper as well and avoid the expensive cast iron wedges found at welding stores. No need to set up a bandsaw to slowly cut wedges out of large solid stock either. This is a great way to gauge your hammer control, as you will immediately see how square your hammer strikes when looking down the point of the wedge.

*Power to the toolmakers, Chris Rand*



# Scene of the June 8 meeting of the Guild of Metalsmiths...



## Video Library Tape Review

### Seeing is believing

*In each issue of The Forum, we will*

*attempt to interest you in a particular tape that's available in the Guild video library.*

*A complete listing of the library can be*

*found on the Guild website (<http://www.metalsmith.org/pub/index.htm#VideoLibrary>) or can be sent by the Tape Librarian, Rich*

*Herman ([racherman@frontiernet.net](mailto:racherman@frontiernet.net) or 651-322-1623).*



## Knife Making and Metallurgy at Howard Clark's Shop; T12

*by Pete Stanaitis*

This 4 hour video covers many aspects of knife making as part of a 2 day workshop at Howard's shop in May of 1993. Howard Clark and J. P. Miller did most of the demonstrating. Both are professional knife makers.

I am not a knife maker myself, but I have seen many hours of knife making demonstrations and this tape covers as wide an array as I have seen anywhere. Howard's shop contains a large air hammer (a Nazel 3B, I think), a gas forge, a furnace for heating salt solutions and other noise makers, so the audio is sometimes drowned out by this equipment. And during the 3rd hour the audio goes on and off a few times, but usually at times where it doesn't affect the information content.

I'd say that this video would be very useful to the beginning and intermediate knife makers who would be interested in surveying knife making in general and in learning many of the current techniques. In addition, this video should be seen by every blacksmith who has an interest in learning more about heat treatment and about metallurgy in general. Howard has an very in-depth knowledge of both these subjects and takes several opportunities to teach theory and apply it to practice during this session.

Covered in this video are: basics of stock selection for knives, making and installing handles, making Damascus, heat treating blades (many different approaches) and etching blades. Also covered are the angle iron/tool steel sandwich approach used in Norway, cable knives and salt baths. As a diversion, a Claydon Knot and a Swan are demonstrated, along with a little "show and tell".

Howard then gives an in-depth interactive lecture on ferrous metal structures, heat treatment and then relates it all to common products. Toward the end of the tape, Howard demonstrates the use of his air hammer making several objects including a pair of special tongs, a ladle bowl and a whole hatchet. A few final shots document a number of power hammers that Howard has in his collection.

In closing, I want to reiterate that Howard's discussion of metallurgy and heat treatment is absolutely first class! And the range of topics covered will be hard to find in any casually filmed video.

Artist-Blacksmith's Association of North America, Inc. PO Box 816 Farmington, GA 30638 USA 706-310-1030 tel, 706-769-7147 fax, [abana@abana.org](mailto:abana@abana.org), [www.abana.org](http://www.abana.org)  
**President's Letter** **May, 2005**

Many exciting events have kept your board members very busy recently. As mentioned in *The Anvil's Ring*, the ABANA EDUCATIONAL ENDOWMENT TRUST has been completed. It is seeded with the funds from the old Scholarship and Trust funds, together with general funds for a total of \$150,000.00. The scholarships and grants made possible by the trust contribute to the artistic blacksmithing community in many ways:

- The individual receiving a scholarship grows in ability, while sharing gained knowledge in demonstrations and articles to trade to affiliate and ABANA publications.

- Grants to facilitate extraordinary events not otherwise possible are made available to the blacksmithing community, which similarly benefits us all. Just a single example, an ABANA grant of \$500.00 was given to make a Metal Working Merit Badge booth possible at the National Boy Scout Jamboree this year. Filling an interest, educational outreach and potential future new members in our fold, what a deal!

- For details or an application, visit the ABANA website:

<http://abana.org/resources/education/index.shtml#pdf>

An excellent way to foster the artistic community we belong to, would be to contribute to the TRUST. The trustees, Dorothy Stiegler, Bill Callaway and Doug Lean can help with any questions that arise.

Speaking of grants, the Controlled Hand Forging Committee that produces the excellent teaching articles in *Hammer's Blow* is seeking grants. They would like to expand on published articles in the *Hammer's Blow* and complete a book to make the information even more widely available. Contact committee chair Dan Nauman with information to help the committee achieve their goal.

ABANA is always looking to increase communication worldwide with other artist metalworkers. Most recently we have increased our liaison with the British Artist Blacksmithing Association.

Going fast are *The Anvil's Ring* back issues, available for \$1.00 on purchases of twenty or more. Also available is a CD picturing the gallery items at the 2004 ABANA Conference, thanks to our own editor, Brian Gilbert. The ABANA website is rotating pictures from the CD when you access it, check it out!

Remember you can renew your dues for two years at the current \$45.00 per year fee when you receive your notice. Dues will increase to \$55.00 on January 1, 2006. Just think of it as a way to save a buck, and make the board work a little harder to fill all our organizations needs at budget time!

The 2006 ABANA Conference in Seattle will be the most diverse to date! Tours and demos will be held at the University of Washington Metals Department, which is probably the most high-tech in the United States! Three-dimensional and digital design techniques will give smiths a view of the cutting edge of what's to come in metal design and execution! There will be an array of new and exciting smiths from around the Pacific Rim. A new feature will be the 'Smithy Social Center' where smiths can relax from the demos, chat with old friends, and enjoy a soft drink, snack or microbrew right on the water! On-going smithing activities and entertainment will keep the conference exciting from early morning to late at night!!! With so much smithing, you may be 'Sleepless In Seattle'!!!

May your fire be hot and your clinkers few!

**Don Kemper**

20100 NW 61st Avenue  
Ridgefield, WA 98642  
(360) 887-3903 [dkemper@abana.org](mailto:dkemper@abana.org)



# More Fall Conference News

Examples of Bob  
Becker's work



## Demonstrator is well-known for horses' heads

Dr. Charles R. (Bob) Becker, one of our demonstrators for the fall conference, is an equine veterinarian and blacksmith.

In 1996, he received the Silver Award from the National Ornamental & Miscellaneous Metals Association, (NOMMA) Convention's International Metalcraft Competition in Reno, Nevada for a pair of driveway gates he designed, forged, and installed at his own farm in Oxford, Michigan. He's been featured in articles in the summer 1996 issue of The Anvil's Ring, the July 1996 issue of The Fabricator and the July 1999 issue of Anvil Magazine.

"Although my first love will always be the horse, the art of creating objects with my hands is an essential part of my everyday life. For years, I worked with wood making furniture. In 1980, I discovered blacksmithing.

"The ability to heat metal and shape it with a hammer and anvil into a work of art or an architectural piece is most rewarding."

— Bob Becker 2002

For additional images of his work, see his White Horse Forge website at <http://www.whitehorseforge.com/>.



Announcing...

## 2005 GoM Power Hammer Seminar

Saturday, July 9, 8:30 a.m.

to 5 p.m. (or whenever)

Home shop of Pete and

Sheri Stanaitis, 2476 10

Ave, Baldwin, WI 54002


(map on page 8)

Instructors: Dick Carlson,

Pete Stanaitis & friends

During this one day event, we will be covering:

- ✓ identification of the various Mayer Bros. models
- ✓ evaluation of hammer condition
- ✓ rebuilding
- ✓ adjustment and tuning
- ✓ operation and tooling
- ✓ and, importantly, we will introduce you to the vast array of resources available to help you in any endeavor relating to these machines.



We will attempt to pack 3 days worth of training into one day, so come prepared to take notes and ask questions. We will have to move quickly in many areas, so we will comment on which of the resources mentioned above you can use to get more detail.

## Sign up now!

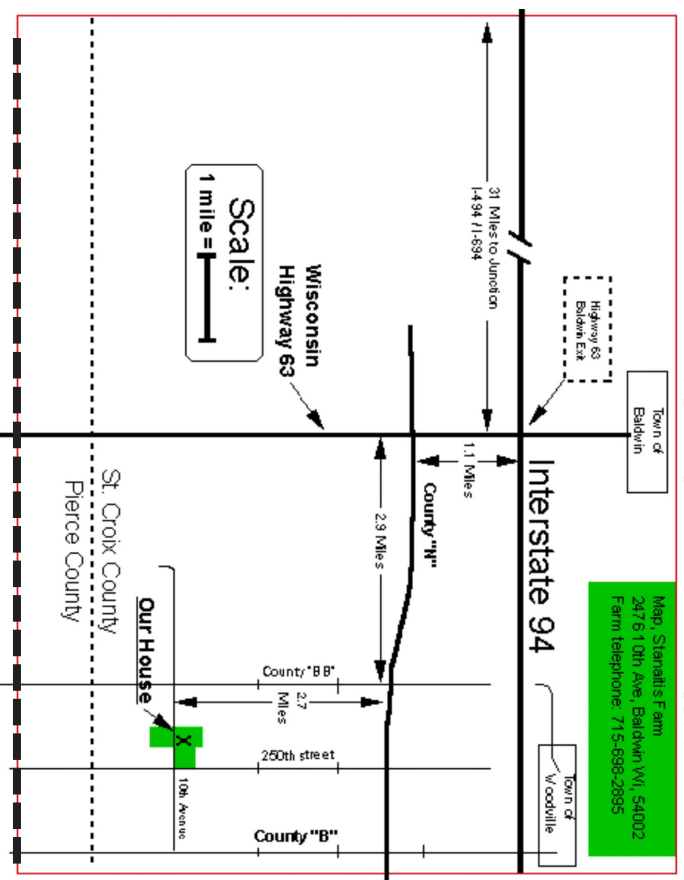
Reserve your spot now in this Power Hammer Seminar to be held on July 9, 2005. Fill out the form on the next page, clip, and mail, with check for \$20 written out to the Guild of Metalsmiths.

There is no limit to the number of people who can attend this seminar!

## Power Hammer Seminar - July 9, 2005

There is no limit to the number who can attend this seminar. There are no prerequisites other than an interest in learning more about these machines. Bring a chair, note-taking supplies, and maybe a camera.

Bring a bag lunch, as it's about 8 miles to a restaurant. Coffee, soft drinks, cookies, & sweet rolls will be available in the a.m. & mid afternoon.. If you want to stay past 5 pm, we'll have sloppy joes!



Register for Power Hammer Seminar. Fill out registration form below and mail, along with check for \$20 made out to Guild of Metalsmiths, to:

**Pete Stanaitis**  
**2476 10th Ave**  
**Baldwin WI 54002**

For questions, call Pete at 715 698-2895, or email  
[spaco@baldwin-telecom.net](mailto:spaco@baldwin-telecom.net).

Name: \_\_\_\_\_

Address: \_\_\_\_\_

City, State, Zip: \_\_\_\_\_

Phone: \_\_\_\_\_ Email: \_\_\_\_\_

Vol 7 Issue 6 The GoM Forum Page 8

## 'Tips, Tricks, and Set-up'

Master blacksmith Ralph Sproul from Webster, New Hampshire, will share his expertise at the Fall Conference of the Guild of Metalsmiths. Ralph explains:

"Included will be a special slide show, and demonstrations such as going over railing measuring and installation, drilling granite and rock, grouting posts in, discussions on welding (polarity/process/safety/etc), a cutting torch demo, and demo some power hammer jigs and fixtures I've come up with to make life a little easier in the shop."

Ralph will also delve into shop set-up, tooling, rigging, and moving a shop with the important things you should consider when doing so, especially for the first time. Ralph says, "I've moved Doug Wilson's shop, Eric Ziner's, David Court's, and discussed with Peter Ross about his new place just this past winter, so I've got some charts, floor plans, and suggestions for folks to consider. I can also get into some great ideas on power hammer foundations I've made as well. I helped Bob Bergman do set up in LaCrosse, and Myron was the instigator in Kentucky that got us all back into doing it for a second time. This time they let me plan and organize the whole setup and take down of the conference - and that took a good 400 hours to pull it off."

Ralph has been doing this since age 10, so has 43 years experience. Join us at the Fall Conference to learn all about him!

<http://www.bearhillblacksmith.com>



Ralph Sproul



Torching in front of the shop.



The set up crew picture from the 2005 Kentucky ABANA conference was: Pat McCarty, Bill Kra-thewelder, Monty Bygd, Dick Carlson, Eric Lander, Ralph Sproul, Steve Parker, Charlie Bateman, Myron Hanson, and Roger Degner.



# Plan now to attend Fall Conference of the Guild of Metalsmiths!

We cannot publicize this event too often. Set aside Friday, Saturday, and Sunday, September 16, 17, and 18 so you can be around to experience a superb collection of metalsmiths' metalsmithing, learning, reading, buying, selling, eating, talking, sharing, and just plain having fun.

Brochures and registration materials will be in the mail soon. This year's well-known demonstrators are Bob Becker and Ralph Sproul. Bob Becker is a horse vet by trade who started blacksmithing in 1980. He won the Silver Award from the National Ornamental and Miscellaneous Metals Association (NOMMA) in 1996. Visit his website at [www.whitehorseforge.com](http://www.whitehorseforge.com).

Ralph Sproul is a significant fabricator, installer, and machine shop person. He is working up a two-day program on shop setup and tools. He will start with a slide show on Friday evening.

Gallery setup starts Friday, with a reception and slide show that evening. The program includes the traditional live and silent auctions on Saturday. People are invited to participate in a "found art" sculpture session on Saturday, with individual projects encouraged to be entered in the gallery.

We have spouse and family member activities planned ranging from local shopping to "found fabric" where we make decorative door hangers, repousse' using metal mint boxes (the Altoid tin contest), scrimshaw class, tailgating, and food. Catering is arranged.

The conference is held at the "Little Log House" grounds south of Hastings, MN, just off Highway 61. This is the site of the July antique tractor show. Accommodations include onsite primitive camping, and local hotels and motels.

## Friday at the conference

Friday at the conference has expanded into an event. If you've only been showing up on Saturday morning, you've been missing more than just helping set up! Friday also has a pot luck dinner, the gala gallery opening, and slide show presentations by the demonstrators. Best of all, you can attend these events for **FREE!**

Friday setup generally starts mid-morning. This includes setting up the gallery walls, tables, and chairs in the main building. There are lots of other details to attend to for the silent auction and the demonstration areas. The program committee can always put people to work. We can put you to work for the take down after the conference, too.

On Friday, the pot luck will start at 5:00 pm. The gallery will open at 7:00 pm, and the slide shows will start at 8:00 pm. Friday evening activities and the Saturday night auction are free to the public.

## NEW MEMBERS

Dillon Allen  
MTS Systems Corp  
1010 Blisslane  
Bloomington, MN 55431  
H952-346-0143  
W952-974-6152  
[Dillon.allen@mts.com](mailto:Dillon.allen@mts.com)

William Allshouse  
64 – 108<sup>th</sup> Ave  
Coon Rapids, MN 55448  
763-755-3373

Benjamin Groves  
PO Box 251131  
Woodbury, MN 55125  
651-501-7967  
[groovy5150@yahoo.com](mailto:groovy5150@yahoo.com)

Paul Branch  
711 Utah Ave  
New Richmond, WI 54017  
715-246-4252  
[pbranch@frontiernet.net](mailto:pbranch@frontiernet.net)

Steve Berger  
3141 Oregon Ave S  
St. Louis Park, MN 55426  
952-925-5953  
[steve.berger@unisys.com](mailto:steve.berger@unisys.com)

Michelle LeMoine  
4254 Russell Ave No  
Minneapolis, MN 55412  
612-522-1348  
[mickeyl@email.com](mailto:mickeyl@email.com)  
[www.mickey-art-stuff.com](http://www.mickey-art-stuff.com)

## ADDRESS CHANGES

Jim Scott email  
[elnjws@paulbunyan.net](mailto:elnjws@paulbunyan.net)

Linda Grosso  
539 Obsidian Dr  
Florissant, CO 80816-9413

Carmen Gianforte  
664 Francisco Rd NW  
Georgetown, TN 32336

Brent Brazell  
3427 Kayla Cir  
Oviedo, FL 32765-9286

Mark Gjengdahl  
32 Mounds Blvd  
St. Paul, MN 55106-6337

## Expired memberships

We're sad to say that the following members have delinquent dues. Please send \$30 to the address on the front soon.

DAVE ABNET  
SEAN BAGGE  
RON CHACICH  
JIM ENLOE  
JESSICA DOMINGUEZ  
ALAN HANSON  
JIM HEMMING  
GARY HILL  
ROSS JACOBSEN  
LARRY & PAULA JENSEN  
JEFF & LUKE JEPSON  
TRACY MICKLEY  
TRENT & KRISTINA MUNYER  
SCOTT RICHARDS  
FRANK RODE  
JEREMY KNIPPEL  
KEANE PARADISO  
ANNA PERSOLA  
T. DAVID PRICE  
TOM & DEBBIE PRICE  
JOHN SAVAGE  
CHRISTINE SOLOMON  
BRYAN & CLAUDIA WILDE

## **Guild of Metalsmiths Board Meeting Minutes**

11 May 2005

Submitted by Herb Fick

Called to order, 7:20 PM by President Al Olson. Minutes from March 05 meeting were read and approved. Board members present: Dick Carlson, Herb Fick, Mike Frattalone, Jim Moenck, Rich Herman, Bob Beck. Motion to accept minutes of March meeting by Dick Carlson, passed

### **Financial: Mike Frattalone**

- ◆ Current checking Account balance: \$22840
- ◆ \$ 315 in bulk mailing account.
- ◆ The accounts including Bulk Mail have \$23155, or \$108 less than last year at this time.
- ◆ Reserved for grant fund \$4885
- ◆ Discretionary Fund balance \$18270. This is down \$577 from year
- ◆ Major expenses in the period were:
  - ◆ Shop rental \$ 900
  - ◆ Printing and mailing of Forum \$487
  - ◆ Metalsmith \$1414
  - ◆ Workshop expenses \$ 890
  - ◆ 337 members, up 2 from May 04
  - ◆ 74 people have not renewed
  - ◆ 8.3 tons of coal remain.

### **Education: Jim Moenck**

Met 4 May at Moenck's. The primary goals of the meeting were: 1) Review the dates for the Basics classes. 2) Set dates for the educational classes, whether we have teachers or not. If classes need a teacher, we will pursue that. 3) To review the information packets for classes

The educational classes were scheduled, teachers will be contacted prior to our next meeting to confirm dates. We still have some

open dates available if an opportunity arises for a class.

The information packets were reviewed and changes discussed. The changes will be made and sent to committee members for final review. We also discussed the timing of advertising classes further in advance. 90 days advance notice to Georgia was agreed on. That will give opportunity for two notices in the Forum. Al Olson agreed to be the liaison between the Education committee and the Publicity committee. Notices for classes will be funneled through Al. We will also be more available to help lead teacher prepare advertising notice.

We are pursuing project classes. Ones we want to include: Hydraulic press; smithing ageiclan; Coal Forge; Power Hammer rebuild; Air Hammer; A copper or non ferrous metal class; Project management; Copper fountain.

Next meeting is 1 June 2005  
**Program: Myron Hanson**

### **Chair**

Myron is not present.  
Budget for 2005 conference is \$10640. Last year was \$11025

### **Membership meetings:**

June is at Nowthen. Fredell is in charge.

10 August. Dave Olin has come forward with the suggestion of his shop in Mendota. Come early and tour the Sibley House with the family.

12 October, Dan Pate shop, Stanton MN.

11 December CSPA Hall, Sunday meeting.

We always need suggestions for meeting places for general membership meetings. We usually have 60-80 people.

**Publicity:** Dave Mariette is Chair, Not represented.

### **Long Term Planning**

Dave Feterl chair. Feterl did organize a meeting in Eagan.

Minutes continued from page 10

Consulting role for the Board of the Guild. Bill Hanson, Dave Feterl Mike Frattalone Myron Hanson Guy Payton, Chris Rand, and Al Olson

### **Special Projects:**

Como Conservatory potential public works project looks like it will happen. Al Olson will do some sort of design contest based on Al's scale drawing of the space opportunity. Watch the Metalsmith for announcement. After designs are agreed and accepted, a short committee will build. Will be memorial to people who did endowment to the conservatory.

### **Unfinished Business**

Tutoring for Marcia. Herb moves that the money be made available to Marcia, and she determines whether the program is still appropriate. Dick Carlson and Bob Beck second. Discussion. Vote: Passed

### **New Business:**

Educational Grant for Ken Murray: Motion by Al Olson. Ken Murray letter was read to the group. Motion before the Board by Al Olson who moves the following: Member, Ken Murray, be given an educational grant of \$1000 to attend Richard Duggan's MSH 9 week program. Motion to amend to \$1200, no second. Original motion seconded and passed.

Corky Kittleson bought two post vises and wanted to be reimbursed for them to use as raffle items. Al Olson motioned to reimburse Kittleson for \$70. Seconded by Fick and Passed.

Rich Herman moves that we authorize Gordon Barr to send postcards to members 3-months delinquent at the Guild expense. Seconded by Carlson and Passed

### **Announcements:**

Printing: Cornerstone seems to have the quote. Color. New visit to Cornerstone on 12 May. Gordon picture placement to take more cost out.

Mission statements. Committee are asked to get their mission statements in to Al.

Al Olson has spoken with Richard Duggan about the replacement of forge stacks at the MSH. When Mr. Duggan is ready for us, he will notify the Guild for getting a work group together for a project.

Al Olson has spoken with Richard Duggan about an old set of bleachers belonging to the Guild at the MSH. Mr. Duggan will dispose of the materials at his convenience. Flint knapper. Would it be possible to have Bob or someone to arrange a video of the Knapper? The artist sells an instructional video.

Billy Jack will contact Bob to take the issue a bit farther. Jim Moenck intends to take his class.

Mike Frattalone will distribute the Fall conference budget. Al distributed the spreadsheets he prepared from Mike's 2004 records. (ASSETS AND INCOME/EXPENSES). Al walked us through the sheets and is looking for some detailed help. (Disposition etc?) Are the facts right? We are encouraged to share this with the membership, but the spreadsheets will not be generally printed and mailed.

Chuck Yust will spend time with Tom Barnett and think about web site changes. Al Olson and Rich Herman will sit in on the meeting.

Al Olson began talking to local businesses regarding Guild discounts for paid members. Bob Beck sees no reason to rewrite the bylaws. Discussion. Most board members still believe the bylaws need work.

### **Mail Review:**

Al Olson has received 50 flyers for the upcoming ABANA Conference in Seattle. He will offer them at the Nowthen meeting.

**Adjournment:** Motion to adjourn at 9:20 by: Carlson, Second Beck. Next meeting is 13 July at the Hanson Conference Center.