

Join The Guild of Metalsmiths

Send \$30 dues to the address below. Please circle if you want to be listed in our membership directory and/or check items you don't want listed.

The Guild of Metalsmiths PO Box 11423 St. Paul MN 55111	List Me in the directory but don't list address - phones: home - work - fax - cell - email - web page (mark items above you DO NOT want published)	Don't List Me in the Directory
---	--	-----------------------------------

Name: _____

Company Name: _____

Address: _____

(optional items)

Home phone: _____ Work phone: _____

Fax: _____ Cell: _____

Email address _____

Web page: _____

Metalsmith Back Issue Service

Back issues of The Metalsmith are available to Guild members for only \$3.00 each, postage included.

Use your most recent copy of The Metalsmith's "How to" index to pick out the topics that interest you most. Then, if you don't already have those Metalsmiths in your collection, get them from the Guild of Metalsmiths Back Issue Service!

To order, write the Volume and Issue number(s) on the back of this form along with your mailing address.

Include a check for \$3.00 for each issue made out to Guild of Metalsmiths.

Send it to:

Pete Stanaitis
2476 10th Ave.
Baldwin WI 54002

If you have any questions about the service, contact Pete at 715-698-2895 or email him at: spaco@baldwin-telecom.net

The Guild of Metalsmiths
PO Box 11423
St. Paul MN 55111

Address Service Requested

If your address label says 20053, you are up for renewal this quarter. Please send your \$30 membership dues to the above address

August, 2005

The Guild of Metalsmiths on the web:

Visit our website at <http://www.metalsmith.org>

Looking for something? Try the search engine. On our main page, just below the index table, click on "Search this Site," and enter your query.

Join The Bellows, our email discussion forum.

Information at:

<http://www.metalsmith.org/bb/TheBellows.htm>

Request Form

Guild of Metalsmiths Video Library:

Date: _____

Name: _____

Address: _____

City: _____ State: _____ Zip: _____

Phone: () _____

Tapes requested: _____

Include \$3.00 for each "T" number requested. Make check payable to: The Guild of Metalsmiths

Send request and check to:

Rich Herman
1253 Danbury Way
Rosemount, MN 55068

email: racherman@frontiernet.net
phone: (651)322-1623

Metalsmith back issue service order form
Read directions on the reverse side of this form.

Please send me these back issues: (vol:issue)
Use additional sheets of paper if you need them.

Joining The Guild of Metalsmiths?

Please introduce yourself. Each month we welcome new members to the Guild and offer them a chance to tell us a bit about themselves. (who you are, your goals as a metalsmith, the services you provide, products you make, etc.) Whatever you want to share is fine. So, give us a statement of interests/services up to 254 characters long (letters and spaces). This statement is also printed in the member directory (optional).

Goings on...



Events in August

- Guild meeting August 10 at Dave Olin's shop in Mendota. 6:30 corn feed, potluck, tour Sibley & Dupree Homes 4-6 pm.
- Almeland Threshing Show, August 12, 13, 14
- Nowthen Threshing Show, August 19, 20 & 21

Events in September

- Fall Conference, September 16, 17, 18 at Little Log House grounds- brochure & registration available soon
- Sept. 10 Making & Heat-Treating Tools workshop, MN School of Horseshoeing
- Instructors Workshop September 24 at MN School of Horseshoeing

Events in October

- Tunnel Mill, October 1 & 2
- Guild meeting Oct. 12 at Dan Pate sheet metal shop (complete auto restoration shop) in Stanton, MN.
- Forge Welding Workshop, Oct. 15 & 16 at MN School of Horseshoeing
- Oct. 20-22, Tom Latane teaches hand-forged padlock class at Tunnel Mill.

Demonstrators needed for summer events

Almelund Threshing Show, Aug 12,13,14 2005, a few miles north of Taylors Falls, MN Demonstrators needed. Free entry for scheduled volunteers. www.almelundthreshingco.org

Contact: Carl Nordquist

The Nowthen Threshing show is coming up soon-Friday, Saturday and Sunday, August 19,20,21. The Guild has been demonstrating at the show for over 15 years, and will again demonstrate this year. The program is much the same as in past years. Our members may demonstrate for one or all three days. We encourage persons of all experience levels to participate. Mark this date on your calendar and sign-up at the August Guild meeting and get your map to the show grounds. You will receive a pass to enter the show grounds.

Contact: Bob Fredell

These shows are a great place for beginners to get their feet wet and experienced smiths to have fun (preferably not at the beginner's expense). preregistered volunteers usually get a free lunch or perk of some sort.

The Forum

The Guild of Metalsmiths Monthly Notice
August 2005 Vol. 7, No. 8

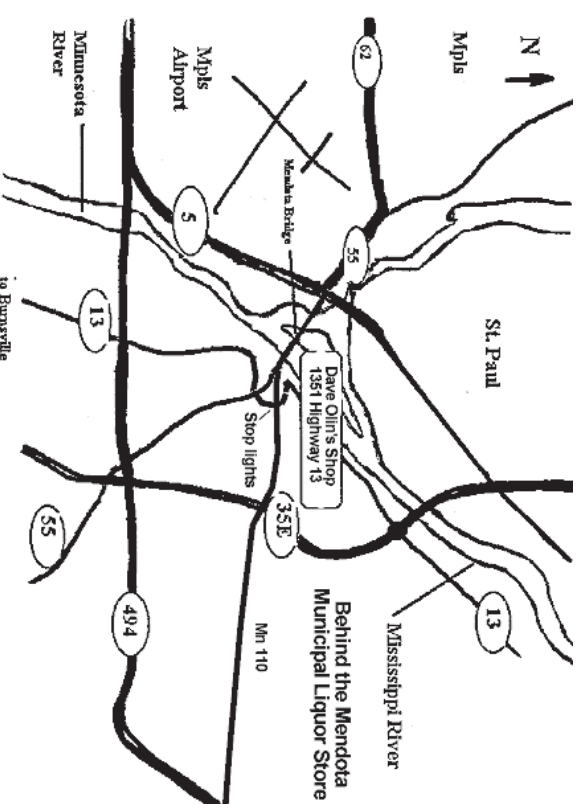
On August 10, watch members demonstrate skills you can learn in our classes

Come, one and all, and enjoy a delicious potluck summer meal, complete with sweet corn. Plan also, of course, to visit with your friends! We'll meet at Dave Olin's shop in Mendota (map below), 1351 Hwy 13.

If you arrive early enough (4 pm or so), you are invited to tour both the historic Sibley House and the Dupree House. They will have staff on the grounds from 4 to 6 pm to lead tours. At 6 we'll begin our potluck, and then the fun begins!

Members of the Guild's Education Committee will do several short demonstrations that will represent some of the skills you can learn if you enroll in our upcoming very affordable classes.

If you are new to blacksmithing, learn what is offered at the Basics workshops. Then see how easy it is, with a little practice, to make your own tongs, punches, and other tools. And there's nothing magical about forge welding. Watch our own members demonstrate these common blacksmithing skills.

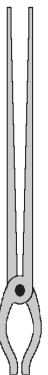


Forum deadline for September: Monday, August 15, 2005

If you have activities that will be occurring in September or October, please send them by Monday, Aug. 15, 2005 to Georgia Myers, editor, by e-mail to:

forum@metalsmith.org
(e-mails will be forwarded to Georgia Myers), or to **gmyers@rconnect.com** or mail them to:

Georgia Myers
313 Dakota St
Lake City MN 55041



The Guild of Metalsmiths, St. Paul, MN, publishes the GoM Forum monthly. It is intended as a tool to further our educational mission, to keep members up to date on current happenings, to publicize projects and workshops, a place for all members to express their opinions, concerns, learn more about each other—in short, to help us run our organization.

For address change, or to submit comments, please mail to: The GoM Forum

Georgia Myers
313 Dakota St
Lake City, MN 55041-1869

or e-mail to
forum@metalsmith.org or
gmyers@rconnect.com

Guild educational grants

There is grant money available for Guild members to study intermediate and advanced metalworking techniques.

The Guild educational grant program is designed to bring new skills into the metalworking community. Participants are given money to pay for a portion of their expenses and are expected to learn some new or poorly understood skill, and then to share what they have learned with other members and the public through an article in our quarterly magazine, “The Metalsmith.” They’re also expected to lead a workshop on the topic (or other educational service approved by the board). Application forms are available from the president or treasurer at a regular meeting, or by sending a self-addressed, stamped envelope to:

The Guild of Metalsmiths
PO Box 11423
St. Paul MN 55111

Our neighborhood of smiths

Check this page every month to see what's going on with our neighboring colleagues, and read about activities in their smithing groups.

UMBA

UMBA (Upper Midwest Blacksmith Association) features hammer-ins on August 14, September 11, October 16, November 13, and December 11, all at the Matthew Edsel Blacksmith Museum in Haverhill, IA.

Central Minnesota Blacksmiths meeting schedule

Aug 1 @ Ken Zittr 37634 Cty Rd 9, Avon, MN 56310 320-746-2557
Sept 12 @ Warren Medina 4115 11 5th St NE, Sauk Rapids, MN 56379, 320-393-2249
Oct 3 @ Al Garber 2566 90th St NE, Monticello, MN 55362 763-295-4632
Nov 14 @ Rocky Spychala 8535 NE River Rd, Rice, MN 56367 320-393-2214
Dec 5 @ Ken Zittr 37634 Cty Rd 9, Avon, MN 56310 320-746-2557

Badger Blacksmiths August meeting

The Badger Blacksmiths August meeting is a weekend (Aug 12, 13, 14) demonstration event at the Chippewa Valley Antique and Model Club ground's blacksmith shop. Dan Winnich will be representing the BB group and welcomes all volunteers. Location: Pioneer Park, Eau Claire, WI. This is 3 miles south of Hwy 12 or Clairmont Ave, on Hwy 37.

Lake Superior Metalsmiths

Lake Superior Metalsmiths (LSM) meets the fourth Tuesday of the month from May through September at 6 pm. The meetings are potluck at 6 pm at Dave Hanson's house, 5873 Taft Road, Duluth, Minnesota, 218-721-4572. During the months of October through April, our meetings are at the same location but held on the fourth Saturday of the month at noon.

Northern Minnesota Metalsmiths

The NMM meetings are the first Monday of the month. Often, but not always, at Keith Johnson's shop in Bemidji. Contact Keith for monthly specifics at keith@greatriverforge.com

Alabama Forge Council

Alabama Forge Council sponsors 20th annual Blacksmithing Conference September 9, 10, & 11 in McCalla Alabama. For information, contact Mike Linn at 205-477-7643 or email bamblacksmith@comcast.net

CHANGES

Benjamin Groves
1090 Albemarle St
St. Paul, MN 55117-5101

Matthew Sheldon
332 – 21st Ave SW
Rochester, MN 55902-0869

Mark Jackson
651-388-6082

Jeanine Stanis
stegn@lkdlink.net

Jeanine Clark
7051 Chaparral Ln
Chanhassen, MN 55317-9229

Andy Carlson

200 Chivalry Way
Apt 203

Fredericksburg, VA 22406-6430

New Members

Patrick Gibson
1696 – 155th Ave NW
Andover, MN 55304
763-767-2199

COAL!

The coal bin is empty at the
MN School of Horseshoeing.
Don't go there looking for some.
The ordering process has begun.
Possibly a month from now.

Will send out a msg when we
get a load.

Al Olson

Artist-Blacksmith's Association of
North America, Inc.

PO Box 816

Farmington, GA 30638 USA

706-310-1030 tel € 706-769-7147 fax

abana@abana.org € WWW.abana.org
President's Letter, July, 2005



Ah, Summertime!

Warm, sometimes HOT days at the forge and numerous commitments to demonstrate and promote our art to the public keep us all busy. Keep up the commitment to our fellow smiths in ABANA and future members—it matters.

While keeping up with commissions promised with too short a delivery date-sound like your summer plans too?

May you and yours have an enjoyable summer; achieve “most” of your goals. Find time every day to “play” a little at the forge to maintain that thrill of hot iron and explore a new ideal!

May your fire be hot and your clinkers few! Stay Cool!

Don Kemper
20100 NW 61st Avenue
Ridgefield, WA 98642
(360) 887-3903
dkemper@abana.org

Workshop: Making and Heat-Treating Tools (from coil springs)

Saturday, Sept. 10

9 a.m. to 4 p.m.

Minnesota School of Horseshoeing (map next page)
6250 Riverdale Dr.

Ramsey MN 55303

Instructors: Jim Scott elnjws@paulbunyan.net or phone

(218) 328-5018

Larry Vensel (763) 479-1216

Cost of class: \$25 per member

Class size limited to 8

Class requirement:

Must have had Basic Blacksmithing Class. We will make simple tools (chisels, punches, >etc.) out of ½” or 5/8” coil springs. We will heat treat them - anneal, harden and temper. Each person will make a couple tools and get them annealed before lunch break. After lunch, we will finish shaping tools - grind, file, etc and then heat treat. Bring your ideas of what tools you might want to make. We will have some extra annealed tools, so everyone will have something to heat treat, if they don't finish theirs.

The knowledge gained from this class will enable you to create or recondition any of the multitude of hand held tools that you will need and use throughout your blacksmithing career.

(see back of this form for materials to bring & special instructions)

Sign up now!

Reserve your spot now in this “Making and Heat-Treating Tools” workshop to be held on Saturday, Sept. 10, 2005. Fill out the form on the next page, clip, and mail, with check for \$25 written out to the Guild of Metalsmiths.

Making & Heat-Treating Tools Workshop

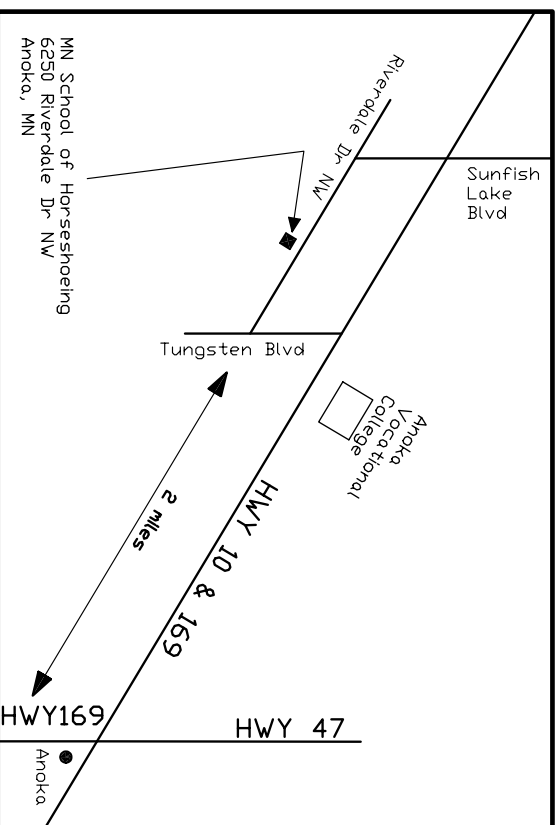
Equipment or other items to bring

Safety Equipment - safety glasses & ear plugs are mandatory.

Other safety equipment may include: gloves, apron, cotton clothing, leather shoes. Also bring tongs for firmly holding round stock - 1/2 - 5/8 - if you have them. We will have some on hand. Bring your favorite hammer, files, round file, hot rasp, if you have them.

Lunch Arrangements:

Bring your own - or eat at nearby restaurant



Register for “Making & Heat-Treating Tools” workshop. Fill out registration form below and mail, along with check for \$25 made out to Guild of Metalsmiths, to:

Jim Scott
35782 Lake Street,
Cohasset, MN 55721

For questions, call Jim at (218) 328-5018, or email

elnjws@paulbunyan.net

Name: _____

Address: _____

City, State, Zip: _____

Phone: _____ Email: _____

Come to the annual Fall Conference Sept. 16, 17, & 18, and meet these two demonstrators!



Ralph Sproul

Ralph Sproul of Webster, New Hampshire, is a significant fabricator, installer, and machine shop person. He is working up a two-day program on shop setup and tools. He'll start with a slide show on Friday evening. Visit his website at www.bearhillblacksmith.com.

Dr. Charles R. (Bob) Becker is an equine veterinarian in Oxford, Michigan. He started blacksmithing in 1980. He won the Silver Award from the National Ornamental and Miscellaneous Metals Association in 1996. Dr. Becker will demonstrate for us at the Fall Conference. His favorite subject is the horse's head. Visit his website at www.whitehorseforge.com for images of his work.

Family Activities at the Fall Conference

Even if you're not a blacksmith, you'll still find lots to do. There's a plant swap--bring one, and take a new one home. Or just take one home. There will be lots. All day Saturday and Sunday.

Learn how to do repousse by pounding on a tin mint box! Tins and tools provided free.

Make a door hanger. Some materials will be provided, but if you have spare buttons, fabric trims, and other fancy things, bring them along! Barb Feterl will show you how to decorate a special someone's door. Cost is \$5.

Found Art Sculpture has become a popular activity. Welding is provided--bring JUNK!!

Also bring your knitting and be ready to click those needles! Call Sheri Stanaitis for more information at 715-698-2895.

October membership meeting sneak preview

Wednesday, October 12

Dan Pate, Host

Location: 2.8 miles south of Stanton Airport on Hiway 56 (intersection of SR 19 going West and SR 56)



Dan Pate

Dan's emphasis is sheet metal, interesting shop tools, auto, and bike restoration. In addition to being the host, Dan will also demonstrate. Dan will showcase the tools unique to his craft, including the PullMax and the Planishing hammer.



Pullmax



Planishing hammer



Work in process

Anvil & Vise Tool Workshop

Saturday, October 8
9 a.m. to 4 p.m.



Minnesota School of Horseshoeing
Instructors to be announced in next month's Forum

This class is designed to help students who have taken the Basics class to further their blacksmithing skills. At the same time, you will be making basic tools to be used with your anvil and vise for shaping and forming.

You will be making a simple spring fuller, a twisting wrench, and a scrolling fork. If time allows, you'll possibly make one or two more tools for your vice or anvil. Examples should be ready for the September Forum and at the August 10 meeting.

Be sure to mark your calendars, send your registration early, and bring the equipment below.

Safety Equipment: safety glasses and ear plugs are mandatory. Other safety equipment may include gloves, apron, cotton clothing, and leather shoes.

Also, bring your favorite hammer, or hammers, and various sized tongs if you have them. A ruler, scribe, and wire brush will also be helpful.

Lunch: We will take a one-hour lunch break at noon. Bring your own lunch, or visit one of the fine local restaurants in the area.

Register early for this Anvil & Vise Tool Workshop. Fill our registration form on next page and send to Jim Moenck. Email Jim at jrmoenck@yahoo.com if you have questions, or call him at 651-735-4461.



Fill out the registration form below and mail early! This “Anvil and Vice Tools” workshop is bound to be a popular class.

Maximum class size is 8 students.

Register for “Anvil & Vice Tools” workshop. Fill out registration form below and mail, along with check for \$25 made out to Guild of Metalsmiths, to:

Jim Moenck
661 Dorland Road S
Maplewood, MN 55119
For questions, call Jim at 651-735-4461, or email jimmoenck@yahoo.com

Name: _____

Address: _____

City, State, Zip: _____

Phone: _____ Email: _____

Vol 7 Issue 8 The GoM Forum Page 8

Guild member passes away

I am sad to announce that Guild member Jack Rowe passed away on July 2, 2005 at the age of 75. He was an interesting and generous person, always ready to lend a helping hand.

Jack and Lois have been driving down to Guild functions from Saginaw for many years. Hopefully we will continue to see Lois when it's comfortable for her. Jack was a pitch-in kind of guy.

You probably noticed that he always contributed items to the Fall Conference auctions. But you may not have known that he served our country in the Korean War, that he enjoyed horses, and that Jack was big with his local Boy Scout Troop.

He told me once that he really appreciated the Guild, “Because people don’t hold their cards so close to their chest.” Jack has influenced many, and will be missed by many.

The Rowe’s asked that memorials go to the The First United Methodist Church Youth Bus Maintenance Fund.

— *Al Olson*

Lois Rowe
PO Box 35
Saginaw, MN 55779

Notice of auction

The auction of Jack Rowe’s blacksmithing equipment is at 6937 Hwy 2 in Saginaw, Minnesota on the morning of August 13th. The auction bill includes hand tools, truck springs, steel, high carbon steel, etc.

Forge-In at Autumn Arts Ablaze in Massachusetts Saturday, Oct. 8

On Saturday, October 8, 2005, Achla Designs and the City of Fitchburg, Massachusetts will host the Second Annual **Autumn Arts Ablaze** festival, featuring as its highlight a Forge-In with blacksmiths from around the world. Cash prizes totaling \$2,250 will be awarded throughout the day.


This event is open to all blacksmith artisans to display and demonstrate their craft. The deadline to register to submit works is August 1; entries must be received by September 15.

Now in its second full year of programming, the number of events is high and attendance continues to grow. For details, contact Jeremy Thompson at (978) 345-9603, x305 or j.thompson@net1plus.com.

Vol 7 Issue 8 The GoM Forum Page 17

You can keep warm this winter with your new spring-time theme quilt!

You may be the proud owner of this beautiful, hand made quilt. Several of our women have created the most delightful quilt you have ever seen. This spring time quilt decorated with beautiful flowers, lovely birdhouses and cute little lady bugs, is just what you need. All proceeds go The Guild Scholarship Fund. Stay tuned to find out at which Guild event you may be the lucky winner.



News from Tunnel Mill

Remember the Tunnel Mill Annual Fall Gathering 2005 October 1 & 2—details to follow. Get your reservation in early for a chance to spend Saturday night in Tunnel Mill's first "Gypsy Wagon."

Tom Latane' is coming to Tunnel Mill to teach a padlock class. Upcoming class at Tunnel Mill October 20-22, 2005 Thursday-Saturday. The project will be a hand forged padlock, 18-19th century version. Single tumbler with simple wards. Class size limited to 8, watch for more details. The project will involve hand forging, filing, and fitting.

Forge Welding Workshop - 2 days

Forge Welding Workshop October 15th & 16th 2005, (Sat. & Sun.)

Workshop hours - 8:30 am until 4:30 pm

Workshop fee \$75, includes materials and fuel.

Where - Minnesota School of Horseshoeing

Instructor: Rome Hutchings

Workshop is limited to 8 students and this workshop fills up FAST

Plus each student will take home a large handled block wire brush and a can of flux. There will also be some specialty tongs for sale which is optional. Students will be provided the use of these tongs for the class and are not obligated in any to purchase them. This is more than an introduction to the basics of Forge welding, completion of Blacksmithing Basics recommended. Some Forge Welding experience/experimentation is helpful.

1. What you will learn:

- a. Safety, keeping your cool in hot situations
- b. Fire Management, the keys to success
- c. Forge Welding fundamentals, the first steps
- d. To flux or not flux, what is the difference?
- e. Types of forge welds that you too can do!
- f. Practice, practice, practice, bring it all together

(See next page for more info on Forge Welding Workshop)



Sign up now for the Forge Welding 2-day workshop. This one fills up fast and is limited to 8 students.

Fill out registration form on next page and mail today!

(Continued from page 10)

2. Beginning with a clear head will prevent you from making mistakes that can hurt you. What's so important about Safety? Everything!
3. Why is Fire Management so important? Without proper control of your fire, forge welding becomes more work than it needs to be.
4. What makes metal stick together? What materials can I weld? How to prepare your material to weld. Pitfalls and perils of an out of control pyromaniac.
5. Does flux make it stick? What is flux, what does it do and how to use it or not use it.
6. Types of forge weld joints, what their purpose is and how to use them in your work.
 - a. Fagot weld
 - b. Lap weld
 - c. Chain Link weld
 - d. Scarf weld
 - e. "T" weld
 - f. Celery Weld
 - g. Jump Weld
 - h. Corner Weld
 - i. Much, much more!
7. Putting it all together, simple forge welds to begin with, progressing to more specialized welds. A series of forge welds to practice what you have learned. This will be a welding intensive workshop!

8. ***Note:** Students should contact the Instructor prior to this workshop to discuss tool requirements.*

***Instructor:** Rome Hutchings. (763) 878-1694 (Home) or (763) 482-1181 (Cell) Leave your phone number and I will return all calls.*

Register for 2-day Forge Welding Workshop on Oct. 15 & 16. Fill out registration form below and mail, along with check for \$75 made out to Guild of Metalsmiths, to:

Rome Hutchings
13633 Ferman Ave NW
Clearwater MN 55320

Name: _____

Address: _____

City, State, Zip: _____

Phone: _____ Email: _____

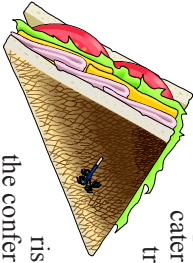
Meals at the Fall Conference

What should a person do for meals at the Fall Conference, September 16, 17 and 18th ?

The conference location is outside of Hastings. Even if you just hit a drive thru, it would probably take an hour to get your food and return to the site. Think of the potential tail gate items you could miss in that time! Not to mention time better spent picking the brains of your fellow guild members than making a trip into town.

So, the only realistic solutions are to bring your own food or buy a \$35 meal ticket ahead of time.


The program committee doesn't plan on making any money off the meal ticket, so it doesn't make any difference to us if you brown bag it or buy a ticket. If it lets you have more to spend at the auction, by all means brown bag it! We do ask, however, that you get your registration & meal ticket requests in at least 2 weeks before the conference so we can give an accurate count to the caterer. We'll try to remind people via theBellows as the



caterer's cutoff date approaches. The truly desperate can usually contact Dick Carlson directly to get into the last minute caterer's count, but like the godfather, you will owe him.

We do order a dozen or so extra meals, but it is risky to plan on buying a specific meal once you are at the conference. The registration desk will know how many are available. We will also announce how many extra meals we have at the start of each day.

Here's the menu*:



Saturday

Lunch

Boneless chicken breast sandwich
Potato salad or summer pasta salad (salad of choice)
Rice Krispie bar
Pop, milk

Supper

Smoked pork chop
Scalloped potatoes
Buttered corn
Tossed salad
Pumpkin pie
squares
Pop, milk

Sunday

Breakfast

Egg & bacon bake
Ham slices
Potatoes
Fruit
Assorted rolls & muffins
Milk

Lunch

Shredded BBQ pork sandwich
Spring slaw or salad (choice)
Potato chips
Apple pie squares
Pop

* Note: menu subject to change.



Marketing the madness...

Why Should I:

Spend the weekend of September 16th, 17th and 18th at the annual Fall Conference of the Guild of Metalsmiths?

Here's why:

Whatever you joined the Guild for, you will find it at the conference, our biggest event of the year.

-Do you want to see metalworking demonstrations by some of the top people in the business? We have 2 of them this year.

-Do you have questions about blacksmithing that need answers? You'll have the opportunity to talk to literally dozens of other members who can most likely answer your questions.

-Did you join to socialize with people of like interests? We're all here for the same reason. And you probably won't find a friendlier bunch anywhere.

-Do you have a spouse who would like to come with you, but would like something a little different to do? We have a family program to meet their needs.

-Do you want to obtain some metalsmithing-related supplies or tools? Or just see what is available? We have a "tail-gate sales" area where other members have things for sale. We also have two kinds of auctions, our main auction and our silent auction.

-Do you want to see what other members have been making lately? Visit our member Gallery, where you'll see dozens and dozens of pieces ranging from sculpture to utilitarian items to tools and much, much more. And the producers of all these treasures will be there to answer your questions.

You'll see some of our initial publicity for the conference elsewhere in this issue of The Forum, and in the September issue you'll see more details. Our conference has something for everyone, and that means YOU! We, the Guild program committee and officers of the Guild are looking forward to providing your every need at this, our annual conference. Mark your calendars today and keep watching for more information and the registration forms.

—Pete Stanaitis

Video Library Tape Review

Seeing is believing

In each issue of The Forum, we will attempt to interest you in a particular tape that's available in the Guild video library. A complete listing of the library can be found on the Guild website (<http://www.metalsmith.org/pub/index.htm#VideoLibrary>) or can be sent by Tape Librarian Rich Herman (richerman@frontiernet.net or 651-322-1623).



Video Review, Hershel House on Basic Blacksmithing, T26

—by Pete Stanaitis

For this issue's Guild Video Rental Library Review we'll take a look at T26, Hershel House on the subject of basic blacksmithing. The Guild purchased this series of 3 commercially produced tapes since they cover such a wide range of beginning to intermediate blacksmithing exercises. Altogether this series consists of about 5 hours of thoroughly enjoyable information and education all on one tape.

Hershel has practiced blacksmithing and gunsmithing in Kentucky since 1957. He has an excellent command of both crafts, and he delivers his messages with a liberal sprinkling of local humor. Upper Midwesterners may have a little trouble identifying some of the terms he uses, but this is minor. He starts by explaining the basics of the forge, the fuel, and basic tooling. His goal is to teach the processes as they were accomplished in the late 1700s and early 1800s, so he uses a minimum of tooling. The point being that the accomplished smith doesn't need a lot of tools to do a good job!

A couple of safety points I have to make: He starts his fire with twigs and coal oil. His initial fire develops flames about 3 to 4 feet above the forge. I suggest considering a smaller fire. Up here, we tend to use newspapers under the coke, a process which limits the height of the flame considerably. Secondly, anyone viewing this series as a novice should review the article on "Blacksmithing Safety" published in The Metalsmith, Volume 19 #3, 1995.

The list of projects covered is prodigious! In the first tape he produces a toasting fork, spatula, lead ladle, striker (flint and steel), primitive knife, and both a trigger guard and butt plate for a Kentucky long rifle. He gives a lesson in the tuning of a gun lock for the Kentucky rifle.

In the second segment, he forges an eye for a ladle, S-hook, tongs, grease lamp, bullet ladle (complete w/demo of pouring bullets), & belt axe. The final segment includes a boot scraper, strap hinge, a door latch, cold forging a trigger, a trivet, making, heat treating and using "Gravers" (engraving tools), making hot stamps, a punch awl and finally making and fitting hammer and axe handles.

Hershel uses materials close at hand to produce his projects and talks liberally about sources. The forging that he does in the videos is pretty basic in that there are few fancy frills. Be aware, though, that he makes his work look very easy. I have never done any engraving, but he really impressed me with the demonstration he gives when trying out his freshly made gravers.

Guild of Metalsmiths Board Meeting Minutes

13 July 2005

Agenda by Al Olson President: minutes submitted by Herb Fick
1 Call to order: 7:30 PM by President Al Olson

Minutes from 11 May 05 meeting were read and approved.

Board members present: Myron Hanson, Dave Mariette, Gary Myers, Dick Carlson, Herb Fick, Mike Frataltone, Jim Moenck, Rich Herman, Bob Beck. Motion to accept minutes of March meeting by Beck. Herman seconded, passed.

2 Committee reports:

Financial: Mike Frataltone

Current checking Account balance: \$18,215, \$ 168 in bulk mailing account. The accounts including Bulk Mail have \$18,382, or \$1046 less than last year at this time. Reserved for grant fund \$4575. Discretionary Fund balance \$13807. Major expenses in the period were Ken Murray Grant, \$ 1000; Vice and raffle tickets, \$244; Directory, \$1510. Two printings of Forum, \$816; Joinery workshop, \$240; Larsen Allen for tax service, \$410; Metalsmith printing, \$1478; Jack Rowe memorial, \$60; Total \$5758 Members 282 Includes April and May from Mar 05
7.9 tons of coal remain (estimate).

Education: Jim Moenck

Aug 4 has been set for the date to prepare for the Instructors Workshop that will be held on September 24th at the school of Horseshoeing. We will be formatting the curriculum for the Basics classes, making any changes necessary for improvement. Invitations to teach sent out after Aug 4 mtg. The 2005-2006 class schedule is a work in progress, and will not be complete until the school year is over. The current schedule will be emailed to Al and Georgia, for publication in the Forum, Metalsmith, and on the web site. With Al Olson's help as intermediary, information should be more current than in previous years. As classes are added or changed, that information will be as current as possible at those three sources. In keeping with our goal this year, the first two classes of the year were published well in advance of the class itself. Jim Scott's tool class on September 10th, and Rome Hutchings Forge Welding class on October 15th and 16th were announced in the July Forum. We will make a concentrated effort this year to publish classes well in advance, to give members a chance to plan and attend them. Next Education committee meeting Aug 3.

Program: Myron Hanson Chair

Fall Conference pretty much planned. Contacting demonstrators for final need and preferences. Next meeting is Thursday 21 July 05.

We need hand made tools for raffle box. Vice, Smithing Magician, and Forge are set for the raffle. Budget for 2005 conference \$10770; 2004 was \$11025

Membership meetings:

10 August at Olin Wrought Iron, Mendota. Tours arranged at neighboring historic sites Sibley & Dupree houses from 4-6 PM. Historic site staff invited to join us for dinner to be served on the grounds weather permitting. Demo is yet to be set. It should be introductions to classes.

12 October. Dan Pate shop, Stanton MN. Dan works sheet metal and has complete auto restoration shop approximately 3 miles south of airport at intersection of state roads 19 and 56 at Stanton MN. Look for notice in Forum.

11 December CSPA Hall in St Paul, Sunday meeting.
We always need suggestions for meeting places for general membership meetings. We usually have 60-80 people.

Publicity: Dave Mariette, Rich Herman, Al Olson, Chuck Yust, and Tom Barnett are working on the Web Site. Al has gotten several businesses to offer a Guild discount. Dave Mariette report: Last year the Metalsmith was \$2.86. Cornerstone would reduce that by about \$700 per year. Dave will recommend we purchase copy of Adobe Acrobat Professional program for Marcia if necessary to prepare her to send a complete PDF file to the printer.

Long Term Planning: Dave Feterl chair

Has met twice. Mission statement prepared, and left with Board. Want to work as subcommittee of Board. Examples of work anticipated: How are donations handled? What are possible conflicts? Next meeting is 17 August at Fire Station #5. (4701 Galaxy in Eagan.) Meetings are Wednesdays following general meetings. Meetings will be announced at membership meetings. Members Bill Hanson, Dave Feterl, Mike Frataltone, Myron Hanson, Guy Payton, Chris Rand, Al Olson.

3 Special Projects:

Como conservatory potential public works project looks like will happen. Al Olson received no proposals to date. Al establishing a design committee of interested people

4 Unfinished Business-

5 New Business:

Motion by Al Olson to spend up to \$200 for printing of membership identification cards for all members, to be used for discounts at area businesses who have been solicited to offer them to paid up card holders. Perforation voted out. Amendment to eliminate limit of 500; Passed. Motion by Dave Mariette to to use Cornerstone, accept their printing bid and use up to \$450 to acquire software to allow preparation for print ready copy by the editor. Discussion: None. Second, Carlson. Motion carried.

Motion by Dick Carlson to accept the conference budget dated 17 June 05. (Total of \$10770) Second by Bob Beck. Vote: unanimous.

6 Announcements:

Ken Murray wrote very gracious thank you for grant offered. Several members attended Jack Rowe funeral. Gordon Barr did great job assembling Directory. Where are all of the Guild assets? See spreadsheet. Al distributed copies of asset list. Al Olson has not updated Guild's bylaws since last meeting. Al Olson, Chuck Yust, Tom Barnett, and Rich Herman updating Guild's website. Hammer-in at Nowthen July 16, with coal, toilets, camping; Al will be the Den Mother. Next Program Committee meeting July 21. MN Zoo demo July 23,24. Contact Rich Herman or Dave Mariette. Little Log House demo July 29, 30, 31. Contact Dick Carlson. Gibbs's Farm Museum at Larpenier and Cleveland in St Paul is always looking for demonstrators all summer (May-October) contact Ted Lau at 651-646-8629. Will need your own hand tools, stock, and vise. Their forge, anvil, coal, and few tools must be carted out of barn to shade of tree, and returned to barn. Sundays are busiest days, but open every day. Almelund Threshing Show Aug 12, 13, 14. Contact Carl Nordquist. Nowthen Threshing Show Aug 19,20,21. Contact Bob Fredell or Brian Steckman. MN State Fair Aug 25 to Labor Day. Next Board meeting at Myron's 14 Sept.

7 Adjournment: at 9:34. Next meeting 14 Sept. at Hanson Conf. Center.