

**Join The Guide of Metalsmiths**

Send \$30 dues to the address below. Please circle if you want to be listed in our membership directory and/or check items you don't want listed.

The Guild of Metalsmiths    List Me    Don't List Me  
PO Box 11423    in the directory    in the Directory  
St. Paul MN 55111    but don't list  
address - phones: home - work - fax - cell - email - web page  
(*mark items above you DO NOT want published*)

Name: \_\_\_\_\_

Company Name: \_\_\_\_\_

Address: \_\_\_\_\_

\_\_\_\_\_

(optional items)                      Work phone: \_\_\_\_\_

Home phone: \_\_\_\_\_

Fax: \_\_\_\_\_ Cell: \_\_\_\_\_

Email address \_\_\_\_\_

Web page: \_\_\_\_\_



PO Box 11423  
St. Paul MN 55111

Address Service Requested

If your address label says 2005.4, you are up for renewal this quarter. Please send your \$30 membership dues to the above address

**October, 2005**

**Metalsmith Back Issue Service**

Back issues of The Metalsmith are available to Guild members for only \$3.00 each, postage included.

Use your most recent copy of The Metalsmith's "How to" index to pick out the topics that interest you most. Then, if you don't already have those Metalsmiths in your collection, get them from the Guild of Metalsmiths Back Issue Service!

To order, write the Volume and Issue number(s) on the back of this form along with your mailing address.

Include a check for \$3.00 for each issue made out to Guild of Metalsmiths.

Send it to:  
Pete Stanaitis  
2476 10th Ave.  
Baldwin WI 54002

If you have any questions about the service, contact Pete at 715-698-2895 or email him at: [spaco@baldwin-telecom.net](mailto:spaco@baldwin-telecom.net)

**The Guild of Metalsmiths** on the web:  
Visit our website at <http://www.metalsmith.org>  
Looking for something? Try the search engine. On our main page, just below the index table, click on "Search this Site," and enter your query.  
**Join The Bellows, our email discussion forum.**  
Information at:  
<http://www.metalsmith.org/bb/TheBellows.htm>

## Request Form Guild of Metalsmiths Video Library:

Date: \_\_\_\_\_

Name: \_\_\_\_\_

Address: \_\_\_\_\_

City: \_\_\_\_\_ State: \_\_\_\_\_ Zip: \_\_\_\_\_

Phone: (        ) \_\_\_\_\_

Tapes requested: \_\_\_\_\_

\_\_\_\_\_

**Include \$3.00 for each "T" number requested. Make check payable to:  
The Guild of Metalsmiths**

**Send request and check to:**

Rich Herman  
1253 Danbury Way  
Rosemount, MN 55068

email: [racherman@frontiernet.net](mailto:racherman@frontiernet.net)  
phone: (651)322-1623

**Metalsmith back issue service order form**  
**Read directions on the reverse side of this form.**

Please send me these back issues: (vol:issue)  
Use additional sheets of paper if you need them.

---

---

---

---

---

---

---

---

---

## Joining The Guild of Metalsmiths?

Please introduce yourself. Each month we welcome new members to the Guild and offer them a chance to tell us a bit about themselves. (who you are, your goals as a metalsmith, the services you provide, products you make, etc.) Whatever you want to share is fine. So, give us a statement of interests/services up to 254 characters long (letters and spaces). This statement is also printed in the member directory (optional).

---

---

---

---

---

---

---

---

# Goings on...



## Events in October

- Tunnel Mill, October 1 & 2
- Anvil & Vise Tool Workshop Saturday, Oct. 8
- Guild meeting Oct. 12 at Dan Pate sheet metal shop (complete auto restoration shop) in Stanton, MN.
- Forge Welding Workshop, Oct. 15 & 16 at MN School of Horseshoeing
- Oct. 20-22, Tom Latane teaches hand-forged padlock class at Tunnel Mill.
- Oct. 29, Basics Class A1, MN School of Horseshoeing (registration form on pages 7 & 8)

## Events in November

- November 9, Guild board meeting at Myron Hanson's in Eagan
- Nov. 19, Basics Class A2

## Upcoming events at National Ornamental Metal Museum in Memphis

- ✓ Master Metalsmith: Elliott Pujol, September 25 - November 6, 2005
- ✓ Repair Days Weekend is scheduled for October 14, 15, and 16th! If you wish to volunteer, please contact Judy Davis at [jed@metalmuseum.org](mailto:jed@metalmuseum.org).

### Be sure to visit our redesigned website!

Jennifer Hughes, Registrar  
National Ornamental Metal Museum  
374 Metal Museum Drive  
Memphis, TN 38106  
901-774-6380  
[jenhughes@metalmuseum.org](mailto:jenhughes@metalmuseum.org)  
<http://www.metalmuseum.org>

### Note from Forum editor:

If you're ever in the Memphis area, be sure to stop and visit the National Ornamental Metal Museum. It's located on the shores of the Mississippi River in Memphis, Tennessee, and it's well worth the time it takes to find the place! They remodeled the museum last summer, and now they've redesigned their website.

— Georgia Myers

# The Forum

October 2005



Vol. 7, No. 10

## Emphasis on sheet metal, shop tools, auto & bike restoration at Oct. 12 Guild meeting



Work in progress at Dan Pate's shop



Wednesday,  
October 12  
Dan Pate, Host  
Location: 2.8  
miles south of  
Stanton (Carleton)

**Dan Pate**  
Airport on Hiway 56 (intersection of  
SR 19 going West and SR 56). See  
**map on page 11.**

Dan's emphasis is sheet metal,  
interesting shop tools, auto, and bike  
restoration.

The program committee looks for shops large enough to keep us out of the rain and snow starting in October. Dan has room to accommodate us. He also has a lot of enthusiasm for metal work that he wants to share. Dan will share his program with Bob Beck.

Dan will demonstrate the use of the Pull Max metal shaping machine and the variety of sheet metal forming dies that come with it. He will also demonstrate the use of the pneumatic planishing hammer. See previous copies of The Forum for pictures of his shop and tools. He also can show us an English wheel, a press for cutting louvers, bead rollers and stretching-shrinking machines. These should all be of interest to smiths wanting to make hollow forms, bowls, large leaf shapes, and fountains.

Dan has specifically offered to describe the magic behind the use of words like "AK", "SK" and "DQ" to describe grades of sheet steel. He will tell us how to describe the forming qualities of steel in a way that will help us actually obtain appropriate materials for forming in addition to sourcing the stuff.

Bob Beck will show and demonstrate the use of the new shrinking hammer that you all saw at The Madness. When we met at Marken Mfg he seemed to have everyone's attention as he demonstrated the forming of an aluminum shroud. Now he can demonstrate the use of a mechanical hammer to do similar work in steel.

Show up early and help set up. Stay late and help clean up. There is no better way to get to know your fellow guild members. Potluck at 6:30, bring something tasty.

— Herb Fick, Program Committee

## Forum deadline for October: Monday, Sept. 19, 2005

If you have activities that will be occurring in October or November, please send them by Monday, Sept. 19, 2005 to **Georgia Myers**, editor, by e-mail to:

[forum@metalsmith.org](mailto:forum@metalsmith.org)

(e-mails will be forwarded to Georgia Myers), or to

[gmyers@rconnect.com](mailto:gmyers@rconnect.com)

or mail them to:

**Georgia Myers**

**313 Dakota St**

**Lake City MN 55041**



*The Guild of Metalsmiths, St. Paul, MN, publishes the GoM Forum monthly. It is intended as a tool to further our educational mission, to keep members up to date on current happenings, to publicize projects and workshops, a place for all members to express their opinions, concerns, learn more about each other—in short, to help us run our organization.*

*For address change, or to submit comments, please mail to:*

*The GoM Forum*

*Georgia Myers*

*313 Dakota St*

*Lake City, MN 55041-1869*

*or e-mail to*

*[forum@metalsmith.org](mailto:forum@metalsmith.org) or*

*[gmyers@rconnect.com](mailto:gmyers@rconnect.com)*

## Guild educational grants

There is grant money available for Guild members to study intermediate and advanced metalworking techniques.

The Guild educational grant program is designed to bring new skills into the metalworking community. Participants are given money to pay for a portion of their expenses and are expected to learn some new or poorly understood skill, and then to share what they have learned with other members and the public through an article in our quarterly magazine, "The Metalsmith." They're also expected to lead a workshop on the topic (or other educational service approved by the board).

Application forms are available from the president or treasurer at a regular meeting, or by sending a self-addressed, stamped envelope to:

The Guild of Metalsmiths

PO Box 11423

St. Paul MN 55111

## Our neighborhood of smiths

*Check this page every month to see what's going on with our neighboring colleagues, and read about activities in their smithing groups.*

### UMBA

UMBA (Upper Midwest Blacksmith Association) features hammer-ins on October 16, November 13, and December 11, all at the Matthew Edel Blacksmith Museum in Haverhill, IA.

### Central Minnesota Blacksmiths meeting schedule

Oct 3 @ Al Garber 2566 90th St NE, Monticello, MN 55362 763-295-4632

Nov 14 @ Rocky Spsychala 8535 NE River Rd, Rice, MN 56367 320-393-2214

Dec 5 @ Ken Zittur 37634 Cty Rd 9, Avon, MN 56310 320-746-2557

### Badger Blacksmiths August meeting

The Badger Blacksmiths will meet October 13th at Paul Branch's house at 6:30. Then on November 10 they'll meet at Springfield Town Hall at 6:30. For more information, call Don Hogenson at 715-265-4701 or email Richard Prigge at [rcprigg@centurytel.net](mailto:rcprigg@centurytel.net)

### Lake Superior Metalsmiths

Lake Superior Metalsmiths (LSM) meets the fourth Saturday of the month from October through April. The meetings are potluck at noon at Dave Hanson's house, 5873 Taft Road, Duluth, Minnesota, 218-721-4572.

### Northern Minnesota Metalsmiths

The NMM meetings are the first Monday of the month. Often, but not always, at Keith Johnson's shop in Bemidji. Contact Keith for monthly specifics at [keith@greatriverforge.com](mailto:keith@greatriverforge.com)

### New England School of Metalwork

Winter Session Workshops

2005-2006

November 4-8 English Wheel; Build it, Use it

December 2-5 Beginners Blacksmithing

January 6-9 Tool Forging for the Smith

January 27-29 Coal Forge; Build it, Use it

February 10-13 Botanical Forms

March 10-13 Found and Forged; Vessels or Sculpture

April 7-10 Traditional Joinery in Architectural Ironwork

See the website for class details, call to register 1-888-753-7502 or online at [www.newenglandschoolofmetalwork.com](http://www.newenglandschoolofmetalwork.com) Please direct inquiries to [dglaser@newenglandschoolofmetalwork.com](mailto:dglaser@newenglandschoolofmetalwork.com)

## News from Tunnel Mill...

**TOM LATANE'  
LOCK CLASS  
AT  
Tunnel Mill  
October 20-22, 2005**



Project: Hand Forged padlock  
18-19th Century Version  
Single tumbler with simple  
wards  
Hand forging, filing, and fitting.

Class limited to 8.

Nearby hotels or some accommodations at the mill.  
Tool list available with registration verification.  
Meal plan available.

Call for more information.....Carol or John Adams  
507-289-4189 or 507-289-5246  
email jc-adams @msn.com

---

## Steel for sale to Guild members

The Guild has several 20' sticks of 1.75" diameter round stock for sale at 20 cents/pound (mild steel). Each stick is 164 lbs, so that makes \$32.80/stick. They have been stored outside for a few months so there is surface rust. There are also two sticks that are approximately 20' long of stainless steel, 3" square tubing, with a wall thickness of .078", for 50 cents/pound. I believe the weight of these are written on the sticks in crayon, I just can't remember the numbers off the top of my head.

The stuff lives at Pete's house, so if you don't have a trailer, think about how you're going to cut it up and haul it home. Purchase the rounds in 4', 5', 8', 10' or 20' increments. Purchase the stainless in half or whole sticks. Pete is not obligated to cut it, or haul it, or take money for it. He's only agreed to store it for the Guild.

Questions, contact me.

Al Olson

## Video Library Tape Review

### **Seeing is believing**

*In each issue of The Forum, we will attempt to interest you in a particular tape that's available in the Guild video library. A complete listing of the library can be found on the Guild website (<http://www.metalsmith.org/pub/index.htm#VideoLibrary>) or can be sent by Tape Librarian Rich Herman ([racherman@frontiernet.net](mailto:racherman@frontiernet.net) or 651-322-1623).*



## Guild Video Review; T-2, Ivan Bailey Demo

— Reviewed by Pete Stanaitis

Here's a real treasure, particularly for the intermediate smith who wants to try something a little bit different. This video will also appeal to beginning smiths who want to see some of the extended possibilities of the craft, while learning lots about tool use. It will also appeal to the advanced and professional smiths as Ivan covers marketing and costing issues in several places throughout this weekend workshop.

This video was shot over a 2 day period in 1989 at Organic Iron Studios in Rosemount, Mn. and highlights Atlanta, Georgia's professional blacksmith Ivan Bailey. He is very good at interacting with the audience and the quality of the audio is pretty good.

Ivan covers a wide range of topics while keeping an eye toward productivity in the shop. He covers making a copper leaf, a 3 dimensional fish, a 3 dimensional bird, the use of clay to model the finished item, and the use of channel iron as a basic stock in producing a variety of effects in the first portion of the video. Later he deals with power hammer basics, produces a large iron leaf and demonstrates the forging of pipe.

As part of the lead-in to showing Alex Bealer's movie made during the "revival" of Blacksmithing some years ago, Ivan explains that he married Alex's daughter. During and after the movie (which is also captured on this tape), he recounts some of his early blacksmith training at Alex's hand.

Next, Ivan covers gates, railings and installation techniques for same, along with a slide show detailing several of his commissions.

In the final third of this 5 hour tape, Paul Hubler appears, making a large mouse head. Then it's back to Ivan for demonstrations and hints on engraving tools, inlaying one metal into another (a silver wire into steel, for example), inlaying glass into steel, completing the bird started earlier, showing how to enamel steel, and explaining the intricacies of engraving letters and numbers into a steel plate.

His closing discussion centers around the business aspects of blacksmithing as a number of guild members ask, and Ivan answers their questions.

This tape, in my opinion, should be seen by every Guild member who has joined since late 1989. I promise not to make such sweeping statements in all of my future reviews, but I think there's something for everyone in this special session.

## THE GUILD OF METALSMITHS

# Beginning Blacksmithing Workshops

### 2005-2006 Program Year

---

The Guild of Metalsmiths comprehensive workshop in beginning basic blacksmithing processes is designed for people with little or no experience. After completing the beginning blacksmithing workshop, the student will be able to complete Unit 1, “Conquering the Basics” and Unit 2, “Beginning Projects” in The Blacksmithing Study Guide.

Please note—We do not issue copies of *The Blacksmithing Study Guide* to non-members. Therefore, membership in the Guild of Metalsmiths is required in order to take the workshop.

### The course of instruction.

Each workshop consists of four all day sessions. The primary instructional emphasis is on the student learning and practicing the basic (also known as traditional) blacksmithing processes of fire control, drawing out, upsetting, punching, bending, twisting, slitting and heat-treating. Safety is always stressed. In these workshops, we concentrate on practicing the basic blacksmithing processes rather than immediately making an item because the blacksmith must be well grounded in the basics.

As the workshop progresses from one session to the next, students will make one, or perhaps two, hand forged items requiring use of the skills they have learned.

The cost of a four session workshop varies depending on your situation (see the registration form). The fee includes use of the tools that you will need, coal and iron stock that you will use, and a copy of The Blacksmithing Study Guide if you are a new member. Exception—if you already have a copy of The Blacksmithing Study Guide, you will not receive nor pay for a second copy.

**NOTE: Beginning Blacksmithing Workshops are held at the Minnesota School of Horseshoeing. See map on page 10.**

### (Friends, continued)

#### Oxygen Service Co.

1111 Pierce Butler Route  
St. Paul, MN 55104  
1-651-644-7273  
1-800-774-1336

1002 Industrial Drive So  
Sauk Rapids, MN 56379  
1-320-252-5494  
1-800-252-3275

[www.oxygenservicecompany.com](http://www.oxygenservicecompany.com)

**Business:** All manner of welding equipment, related supplies, and gases.

**Discount:** 15% discount on gases and most items that are not already marked as a sale item for Guild members.

#### Smith-Sharpe Fire Brick Supply

117 27<sup>th</sup> Avenue SE. Minneapolis, MN 55414  
1-612-331-1345  
1-866-545-6743  
[www.ssfb.com](http://www.ssfb.com)

**Business:** Fire Brick, Hi Temp Insulations, Ceramic Fibers, Kiln Shelves, Foundry Supplies, Flux, Casting Supplies.

**Discount:** The quantity of product purchased dictates the normal “Level” of discount. Smith-Sharpe Fire Brick Supply is offering one discount “Level” better to Guild members. It will vary with types of products, but may average about 10%.

#### Toll Gas and Welding Supply

Eight Twin City metro locations. See your local telephone book or their website.  
1-763-551-5300  
[www.tollgas.com](http://www.tollgas.com)

**Business:** All manner of welding equipment, related supplies, and gases.

**Discount:** 10% discount on gases and most in-store items, for Guild members.

#### Mississippi Welders Supply

Visit one of our seven locations in MN, WI, IA. See our website or local yellow pages for directions or call: 1-800-657-4422 [www.mwsc.com](http://www.mwsc.com)

**Business:** A broad range of welding equipment, related supplies, gases, fire extinguisher sales and service.

**Discount:** 15% discount on gases and most in-store items that are not already marked as a sale item or already at a discount from MSRP for Guild members

### Forge Welding Workshop October 15th & 16th FULL

If you want to be on a backup list, call or email only!! Don't send a check and registration form. If there is a drop, the first name on the list will be contacted, and so on down the list, and the first one available will get the dropped slot. For information, contact Rome Hutchings at (763) 878-1694.

If you have questions, call or email

[rome.hutchings@theprairieismygarden.com](mailto:rome.hutchings@theprairieismygarden.com)

# FRIENDS OF THE GUILD OF METALSMITHS

THE GUILD OF METALSMITHS IS A 501C3 CHARITABLE TRUST, MAKING ALL CONTRIBUTIONS OR DONATIONS, TAX DEDUCTABLE. IF YOU WOULD LIKE TO JOIN OUR LIST OF FRIENDS, PLEASE CONTACT OUR CURRENT PRESIDENT, AL OLSON.

## DISCOUNTS:

The following companies are extending discounts to card carrying members of our organization. **You will need to ask for their Guild of Metalsmiths discount, and show them your membership card.** These discounts are a gift to us and can be taken away if they are abused. If you have a hobby shop, no problem. If you are a professional with a few employees, no problem. What is not fair is turning yourself into a dealership by reselling/trading products that you have purchased with our discount, or being a big company and using our discount for your bottom line. Please don't ruin this everyone. These businesses deserve our recognition and patronage:

### Abrasive Resource

900 Lund Blvd, Suite 400  
Anoka, MN  
1-763-586-9595  
1-800-814-7358  
www.abrasiveresource.com

**Business:** Belts, Discs, Specialties, Rolls, Accessories (24 hour shipping).  
**Discount:** 25% discount for Guild members. Orders under \$100 must be called in to receive discount.

### Fastenal

Industrial & Construction Supplies  
Many locations throughout the Twin Cities metro area and Hudson, WI. See your local telephone book, their website, or call their Eagan office for a location nearest you.  
1-651-452-7600  
www.fastenal.com

**Business:** Fasteners, Tools & Equipment, Safety, Metals, and Abrasives.  
**Discount:** 10% discount on their published website prices, except power tools, whether you shop online or at a store, for Guild members.

### Garelick Steel Company

1900 N. 2<sup>nd</sup> St. Minneapolis, MN 55411  
1-612-521-8857  
1-888-521-8857  
www.garelicksteel.com

**Business:** Steel, Aluminum, Stainless, Ornamental, Galvanized, Fabrication, Surplus.  
**Discount:** 10% discount for Guild members.

# Beginning Blacksmithing Workshops Registration Form - Deadline Oct. 22, 2005

**Workshop location:** Minnesota School of Horseshoeing  
6250 Riverdale Drive NW  
Ramsey, MN 55303  
(Just north of Anoka, one block south of the intersection of Hwy 10/169 and Sunfish Lake Boulevard.)

**Workshop time:** 9:00 a.m. to 4:30 p.m. All classes are held on Saturday.

Bring hearing and eye protection, appropriate work gloves and a blacksmith hammer to all sessions.

Sign up soon. These workshops will fill quickly and have historically been full by the end of the Fall Conference.

Please sign up for one of the three workshops listed below. Each workshop contains four sessions. Please select the workshop in priority order A, B, or C.

Workshop A	Workshop B	Workshop C
October 29, 2005	January 07, 2006	February 25, 2006
November 19, 2005	January 21, 2006	March 11, 2006
December 03, 2005	February 04, 2006	March 25, 2006
December 17, 2005	February 18, 2006	April 08, 2006

**DETACH & RETURN THIS FORM WITH PAYMENT. Fill out form on next page.**

**Registration deadline: October 22, 2005**

(Note: although the deadline is Oct 22, the last three years were filled before this date. So if you don't want to go on a waiting list for next year, get your registration form in now.)

Name (print) \_\_\_\_\_

Tear here

Detach and return with payment...

Notes

## Beginning Blacksmithing Workshops

Telephone: \_\_\_\_\_

Address: \_\_\_\_\_

\_\_\_\_\_ ZIP: \_\_\_\_\_

Email (if you have one): \_\_\_\_\_

### Indicate workshop choice by letter A, B, or C:

First Choice \_\_\_\_\_ Second Choice \_\_\_\_\_ Third Choice \_\_\_\_\_

### Check one of the following:

\_\_\_\_\_ I am a member of The Guide of Metalsmiths. Enclosed is my registration fee of \$120, which includes payment for a copy of The Blacksmithing Study Guide.

\_\_\_\_\_ I am a member of The Guild of Metalsmiths. Enclosed is my registration fee of \$105. I have a copy of The Blacksmithing Study Guide.

\_\_\_\_\_ I am not a member of the Guild of Metalsmiths. Enclosed is my registration fee of \$150, which includes payment for a copy of The Blacksmithing Study Guide and membership in The Guild.

Make check payable to: The Guild of Metalsmiths  
Return to: Don Halverson  
1009 Case Avenue  
St. Paul, MN 55106-3907

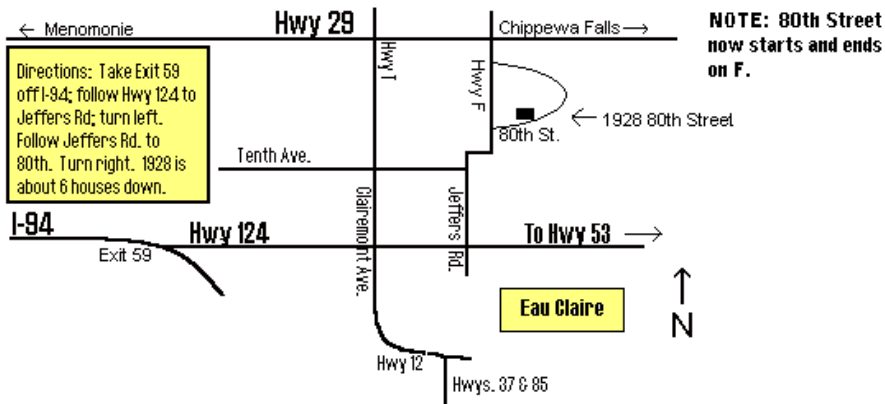
### NOTICE:

- > You are not registered until your payment is received.
- > You will receive confirmation of your registration.
- > Checks will be deposited at the start of the first scheduled workshop.

Tear here



# Map to Monty Bygd's home in Eau Claire, Wisconsin...



# Anvil & Vise Tool Workshop



Saturday, October 8  
9 a.m. to 4 p.m.

Minnesota School of Horseshoeing  
Instructor: Dave Mariette

This class is designed to help students who have taken the Basics class to further their blacksmithing skills. At the same time, you will be making basic tools to be used with your anvil and vise for shaping and forming.

You will be making a simple spring fuller, a twisting wrench, and a scrolling fork. If time allows, you'll possibly make one or two more tools for your vise or anvil. Examples should be ready for the September Forum and at the August 10 meeting.

Be sure to mark your calendars, send your registration early, and bring the equipment below.

**Safety Equipment:** safety glasses and ear plugs are mandatory. Other safety equipment may include gloves, apron, cotton clothing, and leather shoes.

Also, bring your favorite hammer, or hammers, and various sized tongs if you have them. A ruler, scribe, and wire brush will also be helpful.

**Lunch:** We will take a one-hour lunch break at noon. Bring your own lunch, or visit one of the fine local restaurants in the area.

---

Register for POZ TONGS CLASS here  
Pete Stanaitis  
2476 10<sup>th</sup> Ave  
Baldwin Wi 54002

For questions, call Monty Bygd at 715-835-8197 or Pete at 715-698-2895.  
Send check for \$20 made out to Guild of Metalsmiths with your registration.

Name: \_\_\_\_\_

Address: \_\_\_\_\_

City, State, Zip: \_\_\_\_\_

Phone: \_\_\_\_\_ Email: \_\_\_\_\_

(continued on page 17)

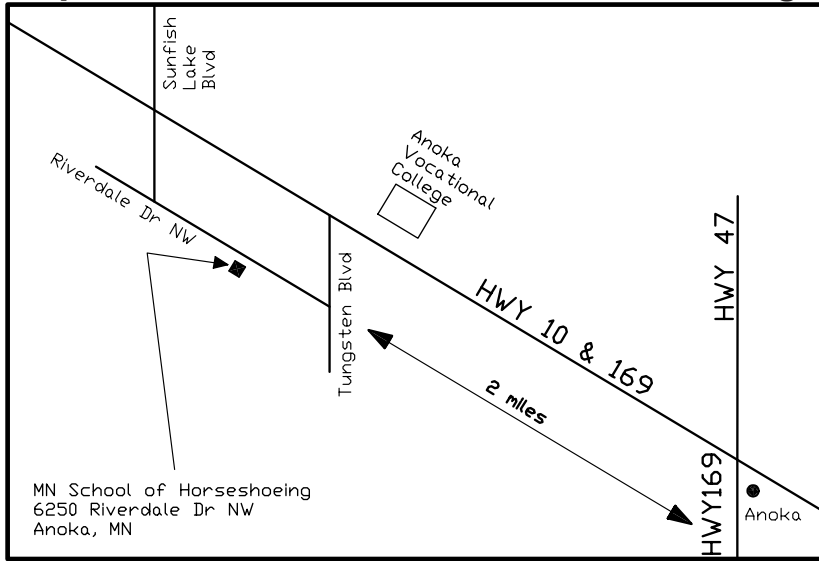
---

**Register early for this Anvil & Vise Tool Workshop.**  
**Fill our registration form on next page and send to**  
**Jim Moenck. Email Jim at [jrmoenck@yahoo.com](mailto:jrmoenck@yahoo.com) if**  
**you have questions, or call him at 651-735-4461.**

Fill out the registration form below and mail early!  
This "Anvil and Vise Tools" workshop is bound to be a popular class.

Maximum class size is 8 students.

## Map to Minnesota School of Horseshoeing



---

Register for "Anvil & Vice Tools" workshop. Fill out registration form below and mail, along with check for \$25 made out to Guild of Metalsmiths, to:

**Jim Moenck**  
**661 Dorland Road S**  
**Maplewood, MN 55119**

For questions, call Jim at 651-735-4461, or email  
[jrmoenck@yahoo.com](mailto:jrmoenck@yahoo.com)

Name: \_\_\_\_\_

Address: \_\_\_\_\_

City, State, Zip: \_\_\_\_\_

Phone: \_\_\_\_\_ Email: \_\_\_\_\_

## December 10 poz tongs workshop

Poz Tongs are an unique style of tongs that will hold round, square and flat stock. They can be made for stock sizes from 1/4" to 3/4". You need at least one pair!

Prerequisites: Students should have taken the basic blacksmithing course or have equivalent skills.

Monty Bygd will demonstrate making a pair of these tongs in the morning. After a break for lunch, everyone will make a pair of tongs in the afternoon.

For questions, call Monty Bygd at 715-835-8197 or Pete Stanaitis at 715-698-2895.

**Instructor:** MONTY BYGD

**Workshop Site:** 1928 80<sup>th</sup> Street (map on next page)  
Eau Claire, WI 54703  
(715) 835-8197  
bygd@execpc.com

Starting time will be 9 a.m. sharp. The coffee pot will be on.

**Dress warm**—especially wear **warm boots** on the feet.

**Items to bring:** Sack lunch  
Your favorite hammer  
Hot cut (if you have one)  
Eye and ear protection  
Cotton Gloves

Workshop cost is \$20.00. The size of the class will be limited to the first eight people who sign up, so get your registration in soon.

---

**Register for the Poz Tongs Workshop. Fill out the registration form on next page and mail to Pete Stanaitis.**

## New members

Nikki Nielsen  
Nikki's Lasting Impressions  
PO Box 406  
Redwing, MN 55066  
metalart@redwing.net  
WWW.ingImpressMetal.netfirms.com

Terry Ahart  
PO Box 395  
Rogers, MN 55374  
612-282-9027

Damon Rumsch

Bruce Ohnstad  
4612 Columbus Ave S  
Minneapolis, MN 55407  
612-824-5843  
white643@isd.net

Walt Yoder  
32323 Feather Court NE  
North Branch, MN 55056  
651-674-7349  
littlepine6@msn.com

Matthew Steere  
10108 Jeffery Ln  
Rogers, MN 55374  
763-498-7704  
Generalcobbs@yahoo.com

Justin Bear  
Bear Construction  
6635 Lower 169 St W  
Farmington, MN 55024  
952-432-1492  
612-385-5797

Dale Szabla  
Praxair  
9200 - 124th Place N  
Champlin, MN 55316  
763-427-4443  
651-603-1996  
Dale-Szabla@Praxair.com

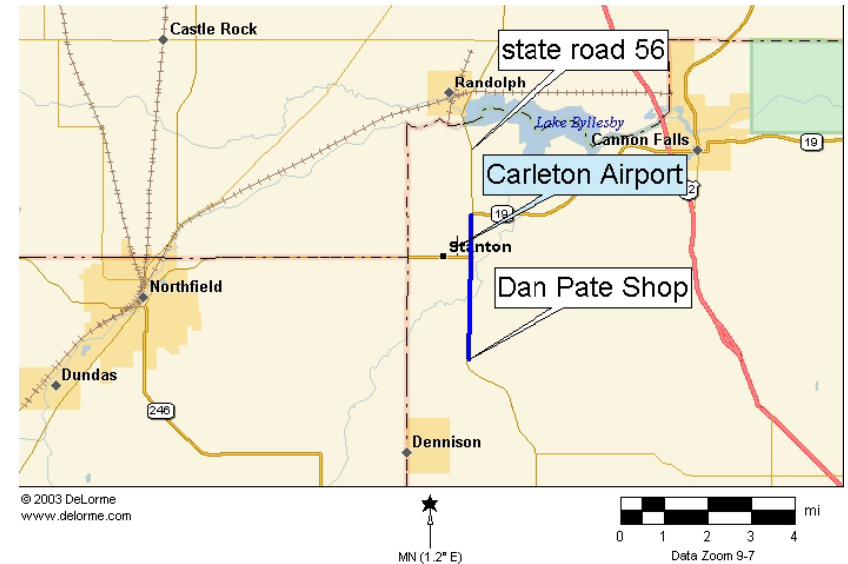
Stewart Arth  
1416 - 14th Ave  
St Paul Park, MN 55071  
651-458-3305  
barth1@mmm.com

## Address changes

Mark Carlson  
27713 County 33  
Nevis, MN 56467-4358  
John Rossakis  
3251 Washburn Ave N  
Minneapolis, MN 55412-2221

Eric Turner  
1460 Alameda St  
St Paul, MN 55117

## Map to Dan Pate's workshop



Location: The Pate country estate, 2.8 miles south of Stanton (Carleton) Airport on Hiway 56 (intersection of SR 19 going West and SR 56). Alternately, if you are Mike Blue coming from Cannon Falls, it is 3.8 miles south of the intersection of SR 19 going to the East and SR 56. This is roughly half way between Cannon Falls and Northfield. Think of Stanton Minnesota as being sort of 30 miles south of the cities, on State Road 56.



Come to the Oct. 12 meeting at Dan Pate's shop (see map above) and see this planishing hammer in action!

# Guild of Metalsmiths Board Meeting Minutes

## 14 September 2005

Agenda by Al Olson President, Submitted by Herb Fick

1 Call to order, 7:30 PM by President Al Olson. Minutes from 13 July 05 meeting were read and approved. Board members present: Myron Hanson, Dave Mariette, Gary Myers, Dick Carlson, Herb Fick, Mike Frattalone, Jim Moenck, Rich Herman. Motion to accept minutes of July meeting by Carlson. Hanson seconded, passed.

2 Committee reports:

**Financial:** Mike Frattalone. Current checking Account balance: \$17949, \$ 113 in bulk mailing account. The accounts including Bulk Mail have \$18,062, or \$1880 less than last year at this time. Reserved for grant fund \$4575. Discretionary Fund balance \$13487. Major expenses in the period were: Printing and mailing of two forums 1421

Conference activities 1009; Workshops and hammer in 371; Hartford annual insurance \$362; Members 294, down 10 annual. Lost 92 members (nonrenewals) in the last 4 quarters.

**Education:** Jim Moenck

September meeting was postponed until September 21, due to absence of committee chair Jim Moenck. The first class of the 2005-2006 year was held last Saturday, September 10th. Jim Scott taught the "Making and Heat-treating Tools from Spring" class, which held a full class of 8 students. Jim reports it was a very good class. The basic drawing class by Marcia McEachron on September 24th and 25th is open for registration. Dave Mariette's Anvil and Vice Tools workshop on October 8th is full as of this week. Rome Hutchings' Forge Welding class for October 15th and 16th is full. Monty Bygd's POZ Tongs class on December 10th is open for registration. The instructors' workshop is ready to go on 24 September. The notice for the Basics classes did not make the Forum as planned. We need to discuss the options we have to get this advertised. There is a problem with Basics publicity, which starts in October. The notice is prepared. First class (a) is October 29, 2005. We could put it on the Bellows, We could advertise at Madness. Registration is not open yet. We could ask that the Forum go out a week early. The Metalsmith is closed for next issue. Conclusion. Jim checks wait lists from last year. Pick a number of registrations available at the conference. There will be an announcement at the conference.

**Program:** Myron Hanson Chair. Conference pretty much planned. Next meeting is 20 September. We need hand made tools for raffle box. Al made the box. Dick, Myron, etc made the handles. Vice, Smithin Magician, and Forge are set for the raffle. The budget for 2005 conference is \$10770. Friday 0800 is start time for set up.

**Membership meetings:** 12 October, Dan Pate shop, Stanton MN. Dan works sheet metal and has a complete auto restoration shop. Look for the notice in the Forum.

11 December CSPS Hall in St Paul, Sunday meeting. 8 Feb meeting at Children's Theater, Minneapolis. 12 April at Foci Glass. We always need suggestions for meeting places for general membership meetings. We usually have 60-80 people.

**Publicity:** Dave Mariette. Al has gotten several businesses to offer a Guild discount. Dave Mariette report: Marcia is finding a tutor for help with the Metalsmith. Adobe Acrobat not yet purchased. Cornerstone will do the December printing of the Metalsmith. Dave asks the board if they have any additional concerns. Gary brought thoughts from Georgia about the copies of other groups offered to the Guild.

**Long Term Planning:** Dave Feterl chair. No report from long term planning. Al wants to use long term planning to work the survey.

**Special Projects:** Como conservatory potential public works project looks like it will happen. The project is where it was. Drawing date is set.

**Unfinished Business**

Insurance: Al reported to the board on his review of the current insurance program of The Guild. We are insured for a skilled demonstrator hurting an observer. We are not insured for a demonstrator hurting a member. Al got some quotes for policies that would cover members hurting members. ABANA has a policy requiring insurance for sanctioned demonstrators. Herb moves that we begin using release forms for all registrations at the Madness. Mariette offers amendment to use the word participant instead of members and to extend use to Guild classes for the balance of 2005. Second by Carlson. Passed unanimously. Original motion as amended moved and seconded and passed unanimously. Al has offered the form to use. He will remove the word member from the form. Motion by Carlson to submit the GOM release form and insurance matters related to liability to the long term planning committee. Second by Mariette, passed unanimously. Thanks Al.

The membership cards were printed and mailed. The Friends of the Guild project is in place.

**5 New Business:**

Motion by Olson for GOM to donate \$2500 to the ABANA Relief Fund for hurricane affected members belonging to sister Affiliates along the gulf coast, OR 50% of the live auction proceed plus the contents of a dedicated donation tin, at this year's Fall Conference, whichever is greater. Mariette seconds. Discussed copy of ABANA letter. Moenck offers amendment that we make available a free will offering at the madness and direct those funds and include GOM funds to total \$2500 to be sent directly to LAMA for hurricane relief to be used by LAMA for blacksmiths. Carlson seconds amendment. Passed unanimously. Original motion on hurricane relief was trashed. The vote was unanimous.

Motion by Olson for grace periods pertaining to the Metalsmith, the Forum, the Directory, and the Bellows to be established and limited to 3 months hence a member expiration date. This would guarantee one issue of the Metalsmith. If a member pays during the grace period, they are considered to be caught up as of their expiration date. If they go beyond the grace period, they will have to start their membership anew. Seconded by Mariette. Carlson amends to remove grace period. Second by Hanson, Unanimous acceptance. Original motion by Olson voted down. New issue: Motion by Al Olson for an increase in membership dues to \$35, to cover the costs of Publication Services (Metalsmith, Forum, Website) effective Jan 1 2006. We are currently, and have been for many months, losing money on publications. Thirty minutes of acrimonious discussion later Mariette seconds the motion. Myers next moves to table the motion. Motion is tabled. Dave will write an article for the Metalsmith describing the issues of dues and publications costs to the membership.

The Juare/Hubler award was discussed.

**6 Announcements:**

Al distributed asset spreadsheets that need data filled in. Al distributed a Hammer's Blow article on the duties of Board members. Al Olson, Chuck Yust, Tom Barnett, and Rich Herman are updating the Guild's website. Nothing done on Bylaws.

Gibb's Farm Museum at Larpenter and Cleveland in St Paul is always looking for demonstrators all summer (May-October) contact Ted Lau at 651 64 8629. Will need your own hand tools. Stock, and vise. Their forge, anvil, coal, and a few tools must be carted out of the barn to the shade of a tree, and returned to the barn. Sundays are the busiest days, but open every day.

8 Adjournment: Motion to adjourn at 11:05. Next meeting is 9 November at the Hanson Conference Center.