

**Join The Guild of Metalsmiths**

Send \$30 dues to the address below. Please circle if you want to be listed in our membership directory and/or check items you don't want listed.

The Guild of Metalsmiths    List Me    Don't List Me  
PO Box 11423    in the directory    in the Directory  
St. Paul MN 55111    but don't list  
address - phones: home - work - fax - cell - email - web page  
(*mark items above you DO NOT want published*)

Name: \_\_\_\_\_

Company Name: \_\_\_\_\_

Address: \_\_\_\_\_

\_\_\_\_\_

(optional items)                      Work phone: \_\_\_\_\_

Home phone: \_\_\_\_\_

Fax: \_\_\_\_\_ Cell: \_\_\_\_\_

Email address \_\_\_\_\_

Web page: \_\_\_\_\_



PO Box 11423  
St. Paul MN 55111

Address Service Requested

If your address label says Jan. 31, 2006, you are up for renewal this month. Please send your \$30 membership dues to the above address

**January 2006**

**Metalsmith Back Issue Service**

Back issues of The Metalsmith are available to Guild members for only \$3.00 each, postage included.

Use your most recent copy of The Metalsmith's "How to" index to pick out the topics that interest you most. Then, if you don't already have those Metalsmiths in your collection, get them from the Guild of Metalsmiths Back Issue Service!

To order, write the Volume and Issue number(s) on the back of this form along with your mailing address.

Include a check for \$3.00 for each issue made out to Guild of Metalsmiths.

Send it to:  
Pete Stanaitis  
2476 10th Ave.  
Baldwin WI 54002

If you have any questions about the service, contact Pete at 715-698-2895 or email him at: [spaco@baldwin-telecom.net](mailto:spaco@baldwin-telecom.net)

**The Guild of Metalsmiths** on the web:  
Visit our website at <http://www.metalsmith.org>  
Looking for something? Try the search engine. On our main page, just below the index table, click on "Search this Site," and enter your query.  
**Join The Bellows, our email discussion forum.**  
**Information at:**  
<http://www.metalsmith.org/bb/TheBellows.htm>

## Request Form Guild of Metalsmiths Video Library:

Date: \_\_\_\_\_

Name: \_\_\_\_\_

Address: \_\_\_\_\_

City: \_\_\_\_\_ State: \_\_\_\_\_ Zip: \_\_\_\_\_

Phone: (        ) \_\_\_\_\_

Tapes requested: \_\_\_\_\_

\_\_\_\_\_

**Include \$3.00 for each "T" number requested. Make check payable to:  
The Guild of Metalsmiths**

**Send request and check to:**

Rich Herman  
1253 Danbury Way  
Rosemount, MN 55068

email: [racherman@frontiernet.net](mailto:racherman@frontiernet.net)  
phone: (651)322-1623

**Metalsmith back issue service order form**  
**Read directions on the reverse side of this form.**

Please send me these back issues: (vol:issue)  
Use additional sheets of paper if you need them.

---

---

---

---

---

---

---

---

---

## Joining The Guild of Metalsmiths?

Please introduce yourself. Each month we welcome new members to the Guild and offer them a chance to tell us a bit about themselves. (who you are, your goals as a metalsmith, the services you provide, products you make, etc.) Whatever you want to share is fine. So, give us a statement of interests/services up to 254 characters long (letters and spaces). This statement is also printed in the member directory (optional).

---

---

---

---

---

---

---

---

# Goings on...



# The Forum

JANUARY 2006



Vol. 8, No. 1

## Events in January

- January 7, Basics Class B1
- January 11, Guild board meeting at Myron Hanson's in Eagan
- January 14, Suffolk Latch Workshop at MN School of Horseshoeing
- January 21, Basics Class B2

## Events in February

- February 4, Basics Class B3
- February 4 & 5, Oxy/Acetylene Welding at Myron Hanson's
- February 8, Guild meeting at Children's Theatre in downtown Minneapolis.
- February 11, Viking Axe Workshop at Rochester Welding
- February 18, Basics Class B4
- February 25, Basics Class C1

## Events in March

- March 8, Guild Board of Directors meeting
- March 11, Basics Class C2
- March 18, Animal Heads Workshop at Myron Hanson's in Eagan
- March 18 & 19, Hydraulic Press Workshop, Rochester Welding
- March 25, Basics Class C3

## Events in April

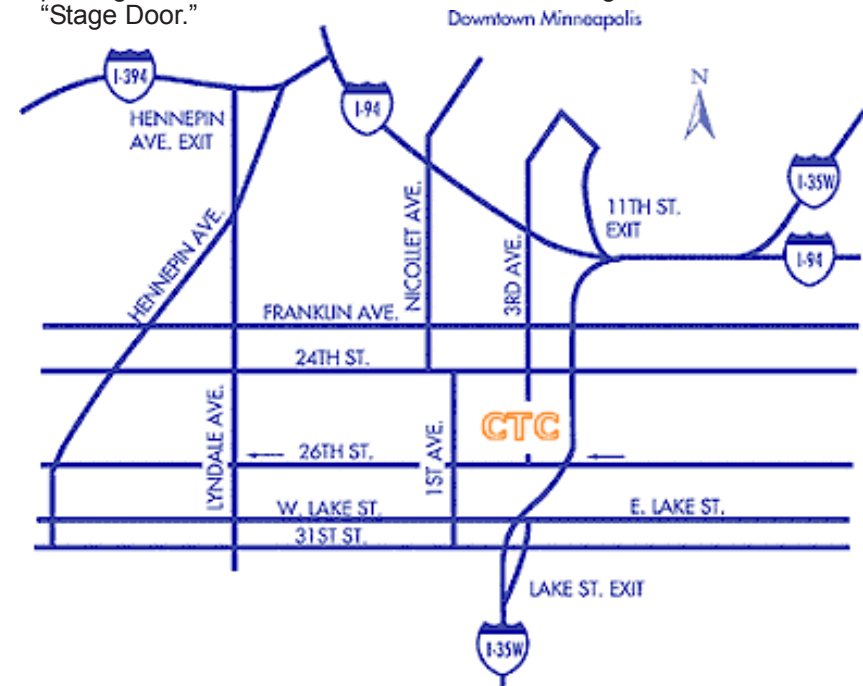
- April 8, Basics Class C4
- April 12, Guild membership meeting, FOCI Glass

## February 8 Guild meeting program set

Join us at the February Guild meeting on Wednesday, Feb. 8 at the Children's Theatre Company in Minneapolis for a special program treat! Guild member Marcia McEachron will be doing "taking line into iron." She will be demonstrating from drawing to creating, with assistance from Tom Phelps. The meeting starts at 6:30 p.m. with a potluck meal. Please bring a dish to pass. Enter the theater through the door marked "Stage Door."

## Location & Parking

The Children's Theatre Company is located at 2400 3rd Ave S in the Minneapolis Institute of Arts facility. Free parking is available in the 3-level secured ramp immediately south of the Theatre at 25th Street and 3rd Avenue South. Parking is also available in the surface lot on the corner of 24th Street and 3rd Avenue South. A security code available from MIA Information is needed to exit this lot. On-street parking is also available. We should enter through the door marked "Stage Door."



## Forum deadline for February: Monday, January 16, 2006

If you have activities that will be occurring in March or April, please send them by Monday, Jan. 16, 2005 to **Georgia Myers**, editor, by e-mail to:

[forum@metalsmith.org](mailto:forum@metalsmith.org)

(e-mails will be forwarded to Georgia Myers), or to

[gmyers@rconnect.com](mailto:gmyers@rconnect.com)

or mail them to:

**Georgia Myers**

**313 Dakota St**

**Lake City MN 55041**



*The Guild of Metalsmiths, St. Paul, MN, publishes the GoM Forum monthly. It is intended as a tool to further our educational mission, to keep members up to date on current happenings, to publicize projects and workshops, a place for all members to express their opinions, concerns, learn more about each other—in short, to help us run our organization.*

*For address change, or to submit comments, please mail to:*  
*The GoM Forum*

*Georgia Myers*

*313 Dakota St*

*Lake City, MN 55041-1869*

*or e-mail to*

*[forum@metalsmith.org](mailto:forum@metalsmith.org) or*

*[gmyers@rconnect.com](mailto:gmyers@rconnect.com)*

## Guild educational grants

There is grant money available for Guild members to study intermediate and advanced metalworking techniques.

The Guild educational grant program is designed to bring new skills into the metalworking community. Participants are given money to pay for a portion of their expenses and are expected to learn some new or poorly understood skill, and then to share what they have learned with other members and the public through an article in our quarterly magazine, "The Metalsmith." They're also expected to lead a workshop on the topic (or other educational service approved by the board).

Application forms are available from the president or treasurer at a regular meeting, or by sending a self-addressed, stamped envelope to:

The Guild of Metalsmiths

PO Box 11423

St. Paul MN 55111

Artist-Blacksmith's Association of North America, Inc.

PO Box 816

Farmington, GA 30638 USA

## ABANA Affiliate Liaison Letter

### This month, a message from ABANA Relief Fund Committee:

The ABANA Disaster Relief Fund committee is working steadily to learn the extent of losses suffered by blacksmiths in the Gulf Coast area. Even affiliate presidents and members are having very great difficulties making contact with a majority of their members. How do you locate smiths who lost so much or moved away? The U.S mail and electronic communication are not of much help to date.

During the Christmas LAMA meeting members talked about their losses due to the hurricanes. One person, Joe Strain, so simply and eloquently reminded everyone what is really important. He described to the group how lucky he was that in spite of losing some friends, his home, his possessions, his shop and most of his tools...he lost no family! Joe and his wife are also expecting their first child in four months.

As we all look forward to the holiday season, we can also help the fund. Here is an idea. Address an envelope to the ABANA Relief Fund, P. O. Box 816, Farmington, GA 30638-0816. Put that envelope where you see it every day. Then put at least a dollar in it every week. As March arrives put that cash in your pocket, write a check for the amount of cash and mail the check to ABANA. The ABANA Relief Fund to date has about \$15,000. The ABANA Relief Fund Committee would like to distribute at least \$30,000. This is very possible goal if everyone does just a little. Your donation is tax deductible and 100% gets to those who need it. Thanks in advance for those who need the help!

### The ABANA Relief Fund Committee

**Happy Holidays!**

**Dave Mudge**

**Affiliate Liaison**

**Member Services Division**

**Chairman Internet Committee**

**985.735.0049 / [davemudge@abana.org](mailto:davemudge@abana.org)**

# FRIENDS OF THE GUILD OF METALSMITHS

THE GUILD OF METALSMITHS IS A 501C3 CHARITABLE TRUST, MAKING ALL CONTRIBUTIONS OR DONATIONS, TAX DEDUCTABLE. IF YOU WOULD LIKE TO JOIN OUR LIST OF FRIENDS, PLEASE CONTACT OUR PRESIDENT, AL OLSON.

## DISCOUNTS:

The following companies are extending discounts to card carrying members of our organization. **You will need to ask for their Guild of Metalsmiths discount, and show them your membership card.**

### Abrasive Resource

1-763-586-9595, 1-800-814-7358, [www.abrasiveresource.com](http://www.abrasiveresource.com)

**Discount:** 25% discount for Guild members. Orders under \$100 must be called in to receive discount.

### Fastenal

1-651-452-7600, [www.fastenal.com](http://www.fastenal.com)

**Discount:** 10% discount on their published website prices, except power tools, whether you shop online or at a store, for Guild members.

### Garelick Steel Company

1-612-521-8857, 1-888-521-8857, [www.garelicksteel.com](http://www.garelicksteel.com)

**Discount:** 10% discount for Guild members.

### Oxygen Service Co.

1-320-252-5494, 1-800-252-3275, [www.oxygenservicecompany.com](http://www.oxygenservicecompany.com)

**Discount:** 15% discount on gases and most items that are not already marked as a sale item for Guild members.

### Smith-Sharpe Fire Brick Supply

1-612-331-1345, 1-866-545-6743, [www.ssfbs.com](http://www.ssfbs.com)

**Discount:** The quantity of product purchased dictates the normal "Level" of discount. Smith-Sharpe Fire Brick Supply is offering one discount "Level" better to Guild members. It will vary with types of products, but may average about 10%.

### Toll Gas and Welding Supply

1-763-551-5300, [www.tollgas.com](http://www.tollgas.com)

**Discount:** 10% discount on gases and most in-store items, for Guild members.

### Mississippi Welders Supply

1-800-657-4422 [www.mwsco.com](http://www.mwsco.com)

**Discount:** 15% discount on gases and most in-store items that are not already marked as a sale item or already at a discount from MSRP for Guild members.

**NOTE:** For more information, go to [www.metalsmith.org](http://www.metalsmith.org)

## Viking axe workshop

**Saturday, Feb. 11, 9:00 a.m. to 4:00 p.m.  
To be held at Rochester Welding**

(4505 Hwy 63 N: north end of Rochester on Hwy 63, in the industrial park on the west side of the highway-see map on page 8)



**Cost: \$40**

**Class size: 6 students max**

**Instructors: John Adams, instructor  
Jim Moenck, assisting**

**Equipment:** Bring your own hammers and tongs, and any other tools you normally use for forge welding.

**Safety Eqpt:** Safety glasses & ear plugs are mandatory. Other safety equipment may include gloves, leather apron, cotton clothing, leather shoes.

In this class John Adams will teach you how to make a Viking-style axe. This style is copied from relics dating back to approximately 1000 A.D., which were on exhibit at the Minneapolis Institute of Art two years ago. The body will be made of mild steel, with a carbon steel bit forge welded to the mild steel. The size of this axe will be approximately 9", with a 3 1/2" to 4" cutting edge. The axe will have a handle approximately 24" long, which you will make if time allows.

**NOTE: This is a Guild-sponsored event**

-----  
Cut here

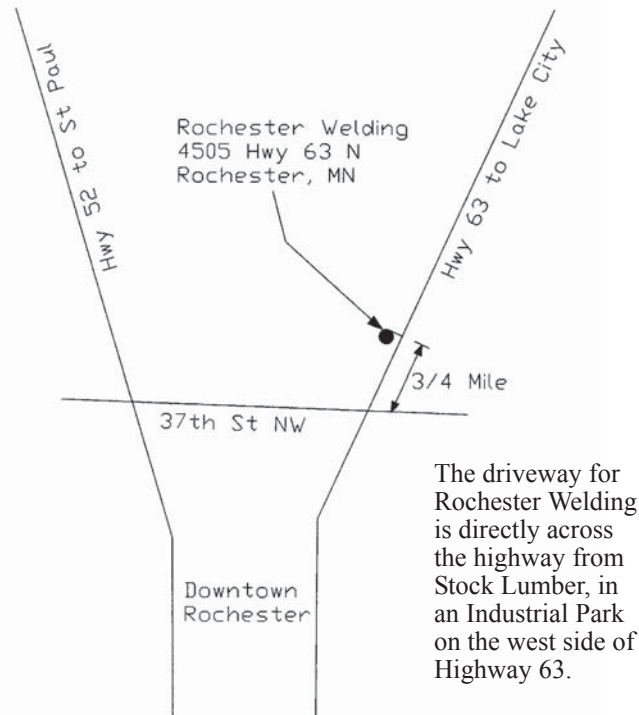
**Register now for...**

**Viking Axe Workshop Saturday, February 11, 2006**

**See next page for registration form.**

## Use the form below to register for this Viking Axe Workshop.

Bring your own lunch, or there are several fast food establishments within driving range. We will take about a 45-minute break for lunch.



---

### Registration form for Viking Axe Workshop

Send check for \$40 made out to Guild of Metalsmiths with your registration. You will be contacted before the workshop!

**Send check to:**

Jim Moenck

661 Dorland Rd S

Maplewood MN 55119

Phone: 651-735-4461 Email: [jrmoenck@yahoo.com](mailto:jrmoenck@yahoo.com)

Name: \_\_\_\_\_

Address: \_\_\_\_\_

City, State, Zip: \_\_\_\_\_

Phone: \_\_\_\_\_ Email: \_\_\_\_\_

## Our neighborhood of smiths

Check this page every month to see what's going on with our neighboring colleagues, and read about activities in their smithing groups.

### UMBA

UMBA (Upper Midwest Blacksmith Association) - please send information on your 2006 meetings!

### Central Minnesota Blacksmiths meeting schedule

(Please send information on your 2006 meetings!)

### Badger Blacksmiths meetings

For information, call Don Hogenson at 715-265-4701 or email Richard Prigge at [rcprigge@centurytel.net](mailto:rcprigge@centurytel.net)

### Lake Superior Metalsmiths

Lake Superior Metalsmiths (LSM) meets the fourth Saturday of the month from October through April. The meetings are potluck at noon at Dave Hanson's house, 5873 Taft Road, Duluth, Minnesota, 218-721-4572.

### Northern Minnesota Metalsmiths

The NMM meetings are the first Monday of the month. Often, but not always, at Keith Johnson's shop in Bemidji. Contact Keith for monthly specifics at [keith@greatriverforge.com](mailto:keith@greatriverforge.com)  
Watch for the NMM Spring Conference scheduled for April 29, 2006

### New England School of Metalwork

Winter Session Workshops

2005-2006

January 6-9 Tool Forging for the Smith

January 27-29 Coal Forge; Build it, Use it

February 10-13 Botanical Forms

March 10-13 Found and Forged; Vessels or Sculpture

April 7-10 Traditional Joinery in Architectural Ironwork

See the website for class details, call to register 1-888-753-7502 or online at [www.newenglandschoolofmetalwork.com](http://www.newenglandschoolofmetalwork.com) Please direct inquiries to [dglaser@newenglandschoolofmetalwork.com](mailto:dglaser@newenglandschoolofmetalwork.com)

---

## Lost and found...

**Found: 1 notebook with black cover, and 1 thermos bottle, both left at the Fall Conference.**

**Also 1 grey xxl jacket left at the Christmas party on Dec. 11.**

**Please contact Al Olson at 651 683-0906.**

## Video Library Tape Review

# Seeing is believing

*In each issue of The Forum, we will attempt to interest you in a particular tape that's available in the Guild video library. A complete listing of the library can be found on the Guild website (<http://www.metalsmith.org/pub/index.htm#VideoLibrary>) or can be sent by Tape Librarian Rich Herman ([racherman@frontiernet.net](mailto:racherman@frontiernet.net) or 651-322-1623).*



## Video Review: Knife Making and Metallurgy at Howard Clark's Shop; T12

by Pete Stanaitis

This four-hour video covers many aspects of knife making as part of a 2 day workshop at Howard's shop in May of 1993. Howard Clark and J. P. Miller did most of the demonstrating. Both are professional knife makers.

I am not a knife maker myself, but I have seen many hours of knife making demonstrations and this tape covers as wide an array as I have seen anywhere. Howard's shop contains a large air hammer (a Nazel 3B, I think), a gas forge, a furnace for heating salt solutions and other noise makers, so the audio is sometimes drowned out by this equipment. And during the 3rd hour the audio goes on and off a few times, but usually at times where it doesn't affect the information content.

I'd say that this video would be very useful to the beginning and intermediate knife makers who would be interested in surveying knife making in general and in learning many of the current techniques. In addition, this video should be seen by every blacksmith who has an interest in learning more about heat treatment and about metallurgy in general. Howard has an very in-depth knowledge of both these subjects and takes several opportunities to teach theory and apply it to practice during this session.

Covered in this video are: basics of stock selection for knives, making and installing handles, making Damascus, heat treating blades (many different approaches) and etching blades. Also covered are the angle iron/tool steel sandwich approach used in Norway, cable knives and salt baths. As a diversion, a Claydon Knot and a Swan are demonstrated, along with a little "show and tell".

Howard then gives an in-depth interactive lecture on ferrous metal structures, heat treatment and then relates it all to common products. Toward the end of the tape, Howard demonstrates the use of his air hammer making several objects including a pair of special tongs, a ladle bowl and a whole hatchet. A few final shots document a number of power hammers that Howard has in his collection.

In closing, I want to reiterate that Howard's discussion of metallurgy and heat treatment is absolutely first class! And the range of topics covered will be hard to find in any casually filmed video.

## Oxy Fuel Welding Workshop

- Saturday & Sunday, Feb. 4 & 5
- 9 AM to 4 PM each day
- Registration fee: \$80 per person
- Instructors: Myron Hanson, Bill Krawzewski, et al
- Held at Myron's shop in Eagan (Map on next page)

This course covers oxy fuel welding with an introduction to cutting and straightening. You should bring normal gear and safety equipment, and each student will be contacted on what else to bring.

The class runs two days and is limited to six participants. Send in your registration as soon as possible. Cost is \$80 for the two-day class. Meals are available in the area, or bring your own lunch.

**NOTE: This is a Guild-sponsored event**

---

## Sign up now!

Register for the Oxy Fuel Welding Class on the back of this page.

Make checks payable to Guild of Metalsmiths and send to:

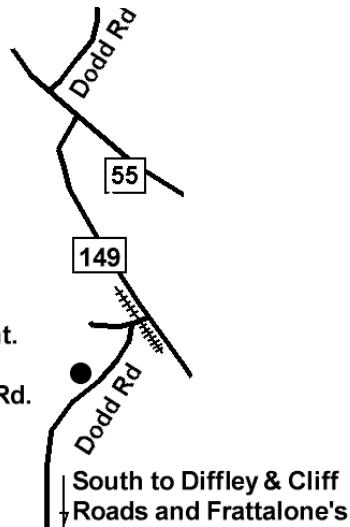
Jim Moenck  
661 N Dorland Road S  
Maplewood MN 55119  
email: [jrmoenck@yahoo.com](mailto:jrmoenck@yahoo.com)

# Oxy Fuel Welding Class Saturday & Sunday, Feb. 4 & 5 9 am to 4 pm

## 1 Myron Hanson

Take I 494 to Dodd Rd/ MN 149 exit and go South, turn left onto MN 55 and turn right back onto MN 149. Continue South to the sign that says Dodd Road and points right. Turn right, cross the tracks and make an immediate left turn onto Dodd Road. Myron's house is about .7 mi on the right. Coming North on Dodd Rd from Cliff Rd its about 1.8 mi (~.75 mi North of Diffley Rd.

4015 Dodd Rd  
Eagan, MN 55123-1612  
Home phone: 651-454-3984



To reserve a spot at this Oxy Fuel Welding Class, fill out the registration form and mail it with a check for \$80 made out to the Guild of Metalsmiths to:

**Send check to:**

Jim Moenck  
661 Dorland Rd S  
Maplewood MN 55119

Phone: 651-735-4461 Email: [jrmoenck@yahoo.com](mailto:jrmoenck@yahoo.com)

Name: \_\_\_\_\_

Address: \_\_\_\_\_

City, State, Zip: \_\_\_\_\_

Phone: \_\_\_\_\_ Email: \_\_\_\_\_



Al Olson presents Mike Frattalone with the 2005 Juare-Hubler award.



Show and Tell at the holiday banquet produced (among many other quality items) this holiday candelabra created by Carl Nordquist.

## Guild's long-time treasurer honored as 2005 recipient of Juare-Hubler Award

Guild treasurer Mike Frattalone received the Juare-Hubler Award at the annual holiday banquet on Sunday, December 11 at the Czecho-Slovakian Preservation Society Hall in St. Paul. Guild president Al Olson presented Mike the award, along with a plaque on which was afixed a silver hammer.

Congratulations, Mike!

## New members

*(Add these to your Guild membership directory!!!)*

### Richard Prather

5730 Nelmark Ave NE  
St. Michael, MN 55376-8632  
763-497-3302  
rickprather@charter.net

### Scott Ronken

1331 Edmond Ave  
St Paul, MN 55104  
612-387-6403  
tool-boy29@yahoo.com

### David Upgren

894 Montana Ave W  
St Paul, MN 55117  
651-487-6051  
dupgren@msn.com

## Changes

**Corky Kittleson**  
651-503-2770

## Sculpture exhibit features Guild member's works

An exhibit of sculpture by Marcia McEachron opens at the Bloomington Art Center on January 6, 2006 and runs to February 10.

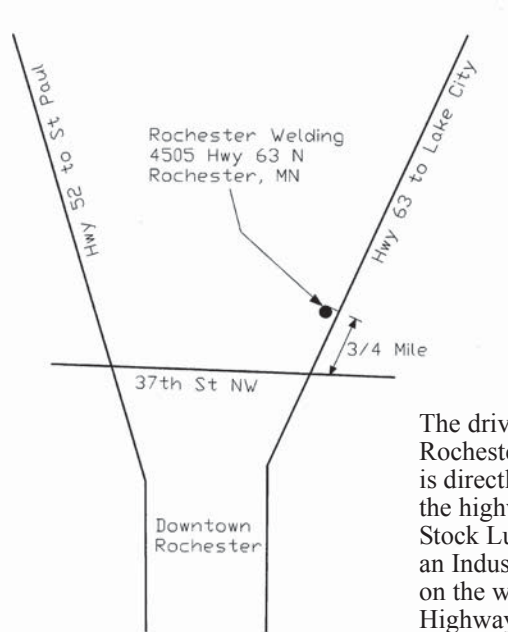
The Bloomington Art Center is at 1800 W. Old Shakopee Road, Bloomington. It is in the new city government center at the intersection of 35 W South. The opening is Friday night from 6-8 pm. The phone at the art center is 952-563-8587. Everyone is invited to attend the opening or visit any time the center is open.



## Hydraulic Press Workshop (continued)

**Safety Equipment** – safety glasses & ear plugs are mandatory. Other safety equipment may include: gloves, leather apron, cotton clothing, leather shoes. This will not involve any forging, but we will be working with welders, grinders and sanders, so dress accordingly.

**Lunch Arrangements:** Bring your own lunch, or there are several fast food eating establishments within driving range. We will take 45 minute break for lunch each day.



The driveway for Rochester Welding is directly across the highway from Stock Lumber, in an Industrial Park on the west side of Highway 63.

---

**To register for this Hydraulic Press Workshop, fill out the information below and send to:**

Jim Moenck  
661 Dorland Rd S  
Maplewood, MN 55119  
651-735-4461  
jrmoenck@yahoo.com

Name: \_\_\_\_\_

Address: \_\_\_\_\_

City, State, Zip: \_\_\_\_\_

Phone: \_\_\_\_\_ Email: \_\_\_\_\_

## Animal Heads Workshop

- **Saturday, March 18, 2006**
- **9 a.m. to 4 p.m.**
- **Cost for registration: \$40**
- **Location: Myron Hanson's studio in Eagan (see map on page 8)**
- **Instructors: Myron Hanson, Bill Krawczeski, Bob Johnson, Dick Carlson**

**This class is limited to six students. Please register early!**

**In this workshop we will make an animal head or two. This is an intermediate level workshop. Participants should have completed the basics classes. Instructors will be contacting participants regarding necessary tooling.**

**Participants should bring eye and ear protection, hammer, usual bucket of tools, and lunch. There's also the option of eating at a local cafe too.**

**NOTE: This is a Guild-sponsored event**

---

## Register early!

**Register for this workshop by filling out the form on the next page. You must enclose payment of \$40 with the registration form.**

**Call Bob Johnson at 651 699-3919 if you have questions about this class.**

**Animal Head Workshop  
Saturday, March 18, 2006  
9:00 a.m. to 4:00 p.m.**



THE SMITH

---

To reserve a spot at this Animal Heads Workshop, fill out the registration form below and mail it with a check for \$40 made out to the Guild of Metalsmiths to:

**Send check to:**  
Bob Johnson  
1302 Osceola Ave.  
St. Paul MN 55105

Name: \_\_\_\_\_

Address: \_\_\_\_\_

City, State, Zip: \_\_\_\_\_

Phone: \_\_\_\_\_ Email: \_\_\_\_\_

# Hydraulic Press Workshop

**Date and Time:** Saturday, March 18 & Sunday, March 19.  
Class will start at 9:00 A.M. and run until about 4:00 P.M.

**Where:** Rochester Welding, 4505 Hwy 63 North, Rochester MN (see map on next page)

**Class size:** The ideal class size would be 6-8 people, but we can accommodate more people if there is interest.

**Cost:** Approximately \$400. Final price will be determined prior to class.

**Instructors:** John Adams (507 289-5246) and Jim Moenck (651 735-4461)

In this workshop we will construct a bench top model hydraulic press. The design will allow you to make a lower unit to enable it to be a floor standing model. We will set up a manufacturing process with each participant making a certain part for a press, or doing an assembly step for the press. All units will be identical, with a pre-determined size of hydraulic cylinder. This will allow us to make all the components the same, thus speeding up the assembly time.

The basic design we want to make is called an H-frame press. This unit should be capable of about 20,000 lbs of pressure. The cylinder will have an 8" – 10" stroke in order to keep the height to a minimum. We are estimating a cost of about \$400.00 for this portion of the project. We can get a closer cost estimate when we determine how many we will make. There could be a cost break on the steel if we buy a larger amount.

The power unit will not be part of this project. If there is interest, we may offer another class next year to build this part of the unit. Or, you can buy the parts and assemble them so you can use your press right away.

---

**Sign up for this unique Hydraulic Press Workshop soon!**

**Registration form is on page 12.**

**NOTE: This is a Guild-sponsored event.**