

Join The Guild of Metalsmiths

Send \$30 dues to the address below. Please circle if you want to be listed in our membership directory and/or check items you don't want listed.

The Guild of Metalsmiths List Me Don't List Me
PO Box 11423 in the directory in the Directory
St. Paul MN 55111 but don't list
address - phones: home - work - fax - cell - email - web page
(*mark items above you DO NOT want published*)

Name: _____

Company Name: _____

Address: _____

(optional items) Work phone: _____

Home phone: _____

Fax: _____ Cell: _____

Email address _____

Web page: _____



PO Box 11423
St. Paul MN 55111

Address Service Requested

If your address label says Jan. 31, 2006, you are up for renewal this month. Please send your \$30 membership dues to the above address

February, 2006

Metalsmith Back Issue Service

Back issues of The Metalsmith are available to Guild members for only \$3.00 each, postage included.

Use your most recent copy of The Metalsmith's "How to" index to pick out the topics that interest you most. Then, if you don't already have those Metalsmiths in your collection, get them from the Guild of Metalsmiths Back Issue Service!

To order, write the Volume and Issue number(s) on the back of this form along with your mailing address.

Include a check for \$3.00 for each issue made out to Guild of Metalsmiths.

Send it to:
Pete Stanaitis
2476 10th Ave.
Baldwin WI 54002

If you have any questions about the service, contact Pete at 715-698-2895 or email him at: spaco@baldwin-telecom.net

The Guild of Metalsmiths on the web:
Visit our website at <http://www.metalsmith.org>
Looking for something? Try the search engine. On our main page, just below the index table, click on "Search this Site," and enter your query.
Join The Bellows, our email discussion forum.
Information at:
<http://www.metalsmith.org/bb/TheBellows.htm>

Request Form Guild of Metalsmiths Video Library:

Date: _____

Name: _____

Address: _____

City: _____ State: _____ Zip: _____

Phone: () _____

Tapes requested: _____

**Include \$3.00 for each "T" number requested. Make check payable to:
The Guild of Metalsmiths**

Send request and check to:

Rich Herman
1253 Danbury Way
Rosemount, MN 55068

email: racherman@frontiernet.net
phone: (651)322-1623

There is a tiny coffee shack just left of the driveway into the lot. There is a sign for foci glass by the shack. Go straight ahead; there is another sign ahead of you. Go to the left around the buildings. There will be arrows Guiding you to the entrance. Michael Boyd the owner and one of his colleagues will be demonstrating the art of glass blowing. See some of his work at <http://www.fociglass.com>

MetalSmith back issue service order form

Read directions on the reverse side of this form.

Please send me these back issues: (Vol:issue)
Use additional sheets of paper if you need them.

Joining The Guild of MetalSmiths?

Please introduce yourself. Each month we welcome new members to the Guild and offer them a chance to tell us a bit about themselves. (who yo uare, your goals as a metalsmith, the services you provide, products you make, etc.) Whatever you want to share is fine. So, give us a statement of interests/services up to 254 characters long (letters and spaces). This statement is also printed in the member directory (optional).

Goings on...



Events in February

- February 4, Basics Class B3
- February 4 & 5, Oxy/Acetylene Welding at Myron Hanson's
- February 8, Guild meeting at Children's Theatre in downtown Minneapolis.
- February 11, Viking Axe Workshop at Rochester Welding (full)
- February 18, Basics Class B4
- Feb. 18 & 19, Tom Latane demo for UMBA at Creative Metals, Elkhorn WI, 262-723-4766
- February 25, Basics Class C1

Events in March

- March 8, Guild Board of Directors meeting
- March 11, Basics Class C2
- March 17-19, Little Giant Rebuilding Seminar, Nebraska City, NE
- March 18, Animal Heads Workshop at Myron Hanson's in Eagan
- March 18 & 19, Hydraulic Press Workshop, Rochester Welding
- March 25, Basics Class C3

Events in April

- April 1, "Forging Ahead Solutions & Presentations Seminar" (see notice on pages 9 & 10)
- April 8, Basics Class C4
- April 8, Forge Hood Class by Dave Hartwig, held at Myron Hanson's shop in Eagan
- April 12, Guild membership meeting, FOCI Glass
- April 22, Hammer Making Class,
- April 22 & 23, Basic Joinery Workshop, MN School of Horseshoeing

Events in May

- May 10, Guild meeting at Foci Glass

Events in June

- June 14, Guild Board of Directors meeting
- June 24 & 25, Metalsmith Weekend at MN Historical Society's Forest History Center in Grand Rapids.

Events in July

- July 12, Guild meeting, location TBA

Events in August

- Aug. 5 & 6, Hammer-In at John Deere Historic Site, Grand Detour Illinois
- Aug. 9, Guild Board of Directors meeting

FRIENDS OF THE GUILD OF METALSMITHS

The Guild of Metalsmiths is a 501C3 charitable trust, making all contributions or donations tax deductible. If you would like to join our list of "friends, please contact our president, Al Olson.

Visit our website at www.metalsmith.org for a full list of companies that offer discounts to our members.

The Forum

FEBRUARY 2006



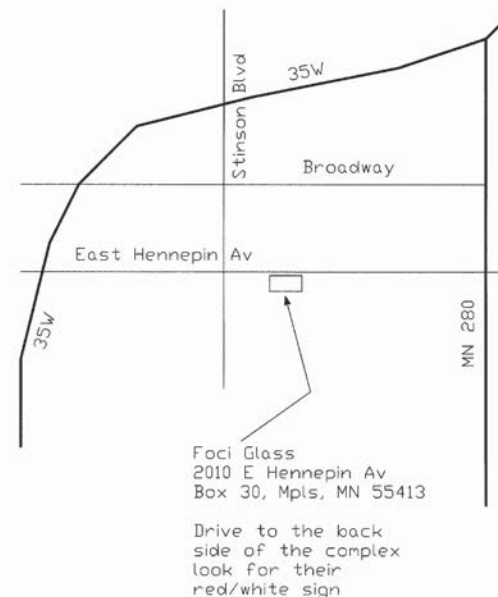
Vol. 8, No. 2

Guild meets Wednesday, February 8 at Children's Theatre in Minneapolis

Join us at the February Guild meeting on Wednesday, Feb. 8 at the Children's Theatre Company in Minneapolis for a special program treat! Guild member Marcia McEachron will be doing "taking line into iron." She will be demonstrating from drawing to creating, with assistance from Tom Phelps. The meeting starts at 6:30 p.m. with a potluck meal. Please bring a dish to pass. Enter the theater through the door marked "Stage Door." See last month's Forum for a detailed map.

Guild meets Wednesday, April 12 at Foci Glass in Minneapolis

This is a preliminary announcement of the April 12 Guild meeting. Join us at Foci Glass in Minneapolis (map below). Owner Michael Boyd and one of his colleagues will be demonstrating the art of glass blowing. See some of his work at <http://www.fociglass.com>




The meeting begins at 6:30 p.m. with our traditional potluck. Bring a dish to pass, and come to this meeting with your creative palettes ready to absorb some of the highlights of this fascinating art.

Directions: There is a tiny coffee shack just left of the driveway into the lot. Watch for the sign for Foci Glass. Go straight ahead and see another sign. Go left around the buildings and you'll see arrows guiding you to the entrance.

Forum deadline for March: Monday, February 20, 2006

If you have activities that will be occurring in the next few months, please send them by Monday, Feb. 20, 2005 to **Georgia Myers**, editor, by e-mail to: forum@metalsmith.org (e-mails will be forwarded to Georgia Myers), or to gmyers@rconnect.com or mail them to:
Georgia Myers
313 Dakota St
Lake City MN 55041



The Guild of Metalsmiths, St. Paul, MN, publishes the GoM Forum monthly. It is intended as a tool to further our educational mission, to keep members up to date on current happenings, to publicize projects and workshops, a place for all members to express their opinions, concerns, learn more about each other—in short, to help us run our organization.

*For address change, or to submit comments, please mail to:
The GoM Forum*

*Georgia Myers
313 Dakota St
Lake City, MN 55041-1869
or e-mail to
forum@metalsmith.org or
gmyers@rconnect.com*

Guild educational grants

There is grant money available for Guild members to study intermediate and advanced metalworking techniques.

The Guild educational grant program is designed to bring new skills into the metalworking community. Participants are given money to pay for a portion of their expenses and are expected to learn some new or poorly understood skill, and then to share what they have learned with other members and the public through an article in our quarterly magazine, "The Metalsmith." They're also expected to lead a workshop on the topic (or other educational service approved by the board).

Application forms are available from the president or treasurer at a regular meeting, or by sending a self-addressed, stamped envelope to:

The Guild of Metalsmiths
PO Box 11423
St. Paul MN 55111

Our neighborhood of smiths

Check this page every month to see what's going on with our neighboring colleagues, and read about activities in their smithing groups.

UMBA

Feb. 18 & 19, Tom Latane demo at Creative Metals, B. R. Amon & Sons, W2950 Hwy 11, Elkhorn WI. Chase acanthus leaf; dies to make around stock; die to make a dragon foot; stamped borders and a scroll chase on both sides.

March 18th & 19th, Scout County Park [Long Grove, Iowa] Hammer-in; Demonstrator Rick Trahan, he will demonstrating traditional blacksmithing. Visit <http://www.umbaonline.org/events.html>

Central Minnesota Blacksmiths meeting schedule

Sat 3/4 Ken Zitur's Studio, 37634 Co Rd 9, Avon, MN 320-746-2557
Mon 4/3 Russ Karasch's Studio, 640 Chinook Av SW, Avon, MN, 320-356-7125

Badger Blacksmiths meetings

For information, call Don Hogenson at 715-265-4701 or email Richard Prigge at rcprigg@centurytel.net

Lake Superior Metalsmiths

Lake Superior Metalsmiths (LSM) meets the fourth Saturday of the month from October through April. The meetings are potluck at noon at Dave Hanson's house, 5873 Taft Road, Duluth, Minnesota, 218-721-4572.

Northern Minnesota Metalsmiths

The NMM meetings are the first Monday of the month. Often, but not always, at Keith Johnson's shop in Bemidji. Contact Keith for monthly specifics at keith@greatriverforge.com
Watch for the NMM Spring Conference scheduled for April 29, 2006

Basics Class A



Beginning Blacksmith group that graduated on December 17th. Pictured (l to r) holding their new tools are Bob Elliott, Bruce Ohnstad, Ann Rekkedah, Dillon Allen, Barb Thorn, Nick Heinen, and Peter Thorn. Not pictured is Rick Prather. Please welcome these new smiths the next time you see them at one of our meetings.

Rich Herman, Lead Instructor

Minutes continued from page 19

Al moves we drop the effort to find insurance to cover the Guild for member accidents. Second by Fick. Accepted unanimous by board. The one bad firepot at the MSH has been replaced, and we have a spare ready. Every Centaur Forge firepot at MSH has failed in that they crack along their centerline (L to R) and ultimately will burn a hole along that crack on the hood side. Rome and Ken made and installed steel coal banks on all of the forges and they will make a big difference in containing the coal on the table. We have the opportunity to hold three extra firepots. Motion to buy them by Mariette. Second Moenck. Accepted, the Guild will buy the next three pots.

“Dues and publications costs are directly related. Ideally they would be equal. At the Xmas meeting, a majority of the 40 out of 300ish voting memberships wished to keep the Metalsmith in black and white rather than color. This corresponds to about 10% of the membership. Al Olson suggests we put mini surveys in the Forum to get a better picture of the entire organization’s sentiment, and expedite the membership meetings by not taking straw polls. Al suggests we go electronic with the Forum in the near future to save the substantial printing/ mailing costs, by posting it on the website. Hopefully people who do use the Forum will appreciate the electronic version because there’s no paper to store, recycle or burn, and forego their paper version. Also people who don’t live in the area don’t really need the Forum and could opt out of getting the paper version anyway. We’ll plan to put both an electronic and paper version out for a while and ask folks to choose at some point.” Al Olson notes following the meeting.

5 NEW BUSINESS:

Motion before the Board by Carlson who moves for \$8000 conference budget. Second by Hanson.

6 ANNOUNCEMENTS:

Where are all of the Guild assets?? (Bring spreadsheet updates).

Next Membership meeting is at Children’s Theater on Feb 8th.

Next Board meeting is Mar 15th at Myron’s house.

Next Forum deadline is Jan 16th.

7 MAIL REVIEW:

Mary Fredell has the ABANA Flyers for the Seattle conference to be held July 5-8.

Minnesota history center is having a Metalsmith meeting in June.

8 ADJOURNMENT: 9:51

Metalsmith Weekend

The MN Historical Society’s Forest History Center in Grand Rapids will hold it’s Metalsmith Weekend on Sat June 24th 10-5 and Sun June 25th 12-5. They are looking for a variety of demonstrators. Camping is possible. Sales are possible. Contact Manager, Ed Nelson 218-327-4482 2609, Co Rd 76 Grand Rapids, MN 55744 for more information. Contact their blacksmith Bill Carpenter for questions about what’s already in the shop to use at 218-326-2163. They have coal.

New Members & address changes for this month will appear in the March Forum.

Animal Heads Workshop

- **Saturday, March 18, 2006**
- **9 a.m. to 4 p.m.**
- **Cost for registration: \$40**
- **Location: Myron Hanson’s studio in Eagan (see map on page 8)**
- **Instructors: Myron Hanson, Bill Krawczeski, Bob Johnson, Dick Carlson**

This class is limited to six students. Please register early!

In this workshop we will make an animal head or two. This is an intermediate level workshop. Participants should have completed the basics classes. Instructors will be contacting participants regarding necessary tooling.

Participants should bring eye and ear protection, hammer, usual bucket of tools, and lunch. There’s also the option of eating at a local cafe too.

NOTE: This is a Guild-sponsored event

Register early!

Register for this workshop by filling out the form on the next page. You must enclose payment of \$40 with the registration form.

Call Bob Johnson at 651 699-3919 if you have questions about this class.

Animal Head Workshop Saturday, March 18, 2006 9:00 a.m. to 4:00 p.m.



To reserve a spot at this Animal Heads Workshop, fill out the registration form below and mail it with a check for \$40 made out to the Guild of Metalsmiths to:

Send check to:
Bob Johnson
1302 Osceola Ave.
St. Paul MN 55105

Name: _____

Address: _____

City, State, Zip: _____

Phone: _____ Email: _____

Minutes continued

it's of a very limited value (4-5 figure type) and still not necessarily affordable by the Guild.

Mike Blue comments: Healthy conversation. Are we going to engage in a climate of fear?

Mike doesn't plan to stop. A Written disclaimer tries to develop a document showing that a participant recognizes what it going on. A demonstrator or teacher cannot expect the participant sign away negligence. You cannot sign away negligence. Give the demonstrator or function manager the license to stop all activity until he can agree the level of safety is adequate.

Jim Sage: Jim is a plaintiff's attorney of 25 years. For a plaintiff attorney to represent an injured person on a contingent fee basis, there must be a serious injury, fault or negligence, and a resource to collect damages from (either insurance coverage or someone with significant assets).

Considering the types of activities that we as blacksmiths engage in, it is, in all likelihood, impossible to purchase meaningful adequate insurance coverage to protect all persons involved in the event of injury or death. If a blacksmithing participant is killed, the releases we are discussing do not bind the heirs and spouse of the deceased person. Signing the release shows that the participant has assumed the risk of a known dangerous activity. Assumption of the risk is a valid defense in a court of law. The outcome of lawsuits is uncertain and our best course of action would be to have participants sign a release, instruct them adequately regarding safety, and all proceed with our activities in a safety-conscious manner. A minor (under the age of 18) cannot sign a release on his/her own behalf. In the case of a minor, a special release must be signed by the parent or guardian of the minor. (Jim will draft this type of release for GOM to use.)

The statute of limitations for injury claims in the State of Minnesota is normally six years, which means that a case must be settled or a lawsuit started within six years from the time of the injury. A minor has a cause of action until one year after he/she reaches the age of 18 or six years from the time of injury, whichever is greater. These age considerations and statues of limitations are not necessarily true in other states. Negligence means legal fault. Even though a lawsuit is started, it does not necessarily mean all named parties will be held in throughout the legal process. Some may be dismissed by the court in a summary judgment motion if it is found that they were not legally at fault in causing the injuries and some parties may agree to settle the case along the way. In the event of a large verdict against an individual, there is always the option of filing bankruptcy to get out from under the money amages verdict.

With regard to medical expenses incurred because of a blacksmithing injury, most people have private medical insurance which covers them for injuries they sustain throughout life, whether it be through blacksmithing or something else they are doing. In the event that a person does not have private medical insurance, they can sign up for MinnesotaCare and get their bills paid that way. It should not be the responsibility of GOM to provide medical insurance for all of its members. In the case of a person injured by metalsmithing activities who is not a member of our organization, those injuries are covered by the Hartford liability insurance policy.

Al will bring the new release form to the Latch Class this weekend.

Minutes continued on page 20

Minutes – THE GUILD OF METALSMITHS – 11 JAN 2006 Board of Directors Regular Meeting

Held at the home of: Myron Hanson, 4015 Dodd Rd., Eagan, MN 55123

1 CALL TO ORDER: 7:04

Attendees- Al Olson, Rich Herman, Gary Myers, Bob Beck, Dick Carlson, Dave Mariette, Myron Hanson, Mike Frattalone, Jim Moenck

Guests: Jim Sage and Mike Blue

2 APPROVAL OF PREVIOUS MEETING'S MINUTES:

Motion by...Fick... to approve the minutes. Second Moenck

3 COMMITTEE REPORTS:

Finance Committee-Mike Frattalone:

Distributed the 2005 financial summary. \$18,912 in checking, Down \$4955. Grant fund \$4575. Discretionary fund balance \$14337. Major Work shops. \$655, Bulk mail and PO box \$188. Forum \$739, Metalsmith \$1479. Hubler exhibit \$106. Memorials \$114. Award plaque \$114. Expenses \$3400 with \$5553 deposits. 308 members. 18.7 tons of coal left. (~\$300/ton)

Education Committee-Jim Moenck

The Education Committee meeting was held on January 4th, 2006. Members present: Pete Stanaitis, Herb Fick, Rich Herman, Jesse Gavin, Al Olson and Jim Moenck.

Don Halverson has resigned from managing the registrations for the Basics Classes, and also being the contact person on the GOM website. We agreed unanimously that Don should receive recognition for his past service. J. Moenck will bring it to the next Board meeting for discussion. Gordon Barr has agreed to take over this responsibility. J. Moenck will contact Don Halverson, and have him forward any pertinent material to Gordon. The committee approved the meeting schedule for 2006: February 1; March 1; May 3; June 7; September 6; November 1. The committee agreed that a reminder a week ahead of the meeting is helpful, and will be continued in the upcoming year. The committee discussed and set the dates for the Basics Classes for the 2006 – 2007 year, and the Instructors Workshop date. Pete Stanaitis offered to post this working document on his website so committee members can access as needed. Committee chairman Jim Moenck will send members a list of possible classes for the upcoming year. These will be discussed and the next meeting, and scheduling those classes will be ongoing. Meeting was adjourned at 8:45

Program Committee- Myron Hanson

Jan 19 next meeting. Membership meeting, Children's Theater, Prop shop. Map in last Forum. April, Foci Glass. One demonstrator scheduled for fall conference.

Publicity Committee- Dave Mariette

New Metalsmith is still the old printer. Class schedule is wrong.

Long Term Planning Committee- No meeting transpired since last Board Meeting, no report.

4 UNFINISHED BUSINESS:

Al Olson invited LSM president Jim Sage, and blade maker Mike Blue to the board meeting in order to address accident insurance for the Guild from their perspectives. Both smiths hold classes in their personal shops, both are Guild members, both have a lot to lose, and Jim has been a plaintiff's attorney for most of his career. Al Olson has found no meaningful amount (7 figure type) of accident insurance coverage that is affordable. We can buy coverage, but

Hydraulic Press Workshop

Date and Time: Saturday, March 18 & Sunday, March 19.

Class will start at 9:00 A.M. and run until about 4:00 P.M.

Where: Rochester Welding, 4505 Hwy 63 North, Rochester MN (see map on next page)

Class size: The ideal class size would be 6-8 people, but we can accommodate more people if there is interest.

Cost: Approximately \$400. Final price will be determined prior to class.

Instructors: John Adams (507 289-5246) and Jim Moenck (651 735-4461)

In this workshop we will construct a bench top model hydraulic press. The design will allow you to make a lower unit to enable it to be a floor standing model. We will set up a manufacturing process with each participant making a certain part for a press, or doing an assembly step for the press. All units will be identical, with a pre-determined size of hydraulic cylinder. This will allow us to make all the components the same, thus speeding up the assembly time.

The basic design we want to make is called an H-frame press. This unit should be capable of about 20,000 lbs of pressure. The cylinder will have an 8" – 10" stroke in order to keep the height to a minimum. We are estimating a cost of about \$400.00 for this portion of the project. We can get a closer cost estimate when we determine how many we will make. There could be a cost break on the steel if we buy a larger amount.

The power unit will not be part of this project. If there is interest, we may offer another class next year to build this part of the unit. Or, you can buy the parts and assemble them so you can use your press right away.

Sign up for this unique Hydraulic Press Workshop soon!

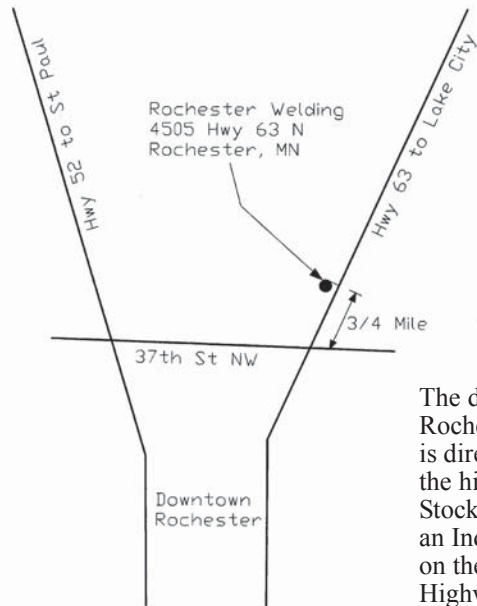
Registration form is on page 12.

NOTE: This is a Guild-sponsored event.

Hydraulic Press Workshop (continued)

Safety Equipment – safety glasses & ear plugs are mandatory. Other safety equipment may include: gloves, leather apron, cotton clothing, leather shoes. This will not involve any forging, but we will be working with welders, grinders and sanders, so dress accordingly.

Lunch Arrangements: Bring your own lunch, or there are several fast food eating establishments within driving range. We will take 45 minute break for lunch each day.



The driveway for Rochester Welding is directly across the highway from Stock Lumber, in an Industrial Park on the west side of Highway 63.

To register for this Hydraulic Press Workshop, fill out the information below and send to:

Jim Moenck
661 Dorland Rd S
Maplewood, MN 55119
651-735-4461
jrmoenck@yahoo.com

Name: _____

Address: _____

City, State, Zip: _____

Phone: _____ Email: _____



President's Letter

January, 2006

A big "THANK YOU" is in order for all who have contributed to the ABANA Relief fund!! Reaching out to help fellow metalworkers / smiths devastated by Katrina type disasters demonstrates the openness and sharing that nurtured the renaissance of artistic blacksmithing as we know it. There is limited time to participate, as the fund wraps up its work this spring. No better way to feel good about helping a fellow artist than writing a check to a fund contributing 100% of donations to those most affected!

ABANA has gradually accumulated funds through the years for the ABANA Educational Endowment Trust. The "Trust" became a reality in the fall of 2005. Your board voted to transfer \$150,000.00 seed money from the ABANA general budget to the trust. The trust is administered by three trustees, its charter is; "PURPOSE of this trust is to provide a consistent, stable and permanent source of funding for grants, scholarships or fellowships to individuals and groups for the purpose of nurturing, preserving and furthering blacksmithing through education and cultivating public interest"- [Blacksmithing being defined as the craft of artistic metalsmithing]. The trust will grow as contributions are received, but the annual income is restricted to funding the grants, scholarships, etc. as contained in its "purpose".

A major part of the Fall ABANA board meeting was devoted to reviewing goals and ways to accomplish the best service to our members. A review of committees meant dropping those that could be replaced to give you more bang for your buck! Teaching programs and Professional / Academic Outreach are typical of the committee assignments receiving monies to match the enthusiasm of the commitment of its members! For details, see the 14 pages of board meeting minutes on the website. Visit <http://abana.org/business/index.shtml>

I am sure every ABANA member has noticed the continuing improvements in your publications. I enjoy viewing blacksmithing publications from around the world, and can proudly say the publications *The Anvils Ring* and *Hammer's Blow* take a back seat to none!! But there is a piper to pay. The board struggled, but after holding the line the last few years, a revised dues schedule could not be ignored. Beginning January 1, 2006, the Student / Library rate is \$45.00; the Senior rate is \$50.00 and Regular Membership is \$55.00. Two thirds of this pays for the quality of these world class publications to keep you informed, enthused and inspired!

The 2006 ABANA Conference in Seattle, Washington is just around the corner, and again is "an opportunity NOT to be missed"! Demonstrators from around the Pacific Rim and the world will bring new ideas and techniques. There will be old and new friends to meet, galleries to spark ideas and vendors to help enable ideas to be achieved—SEE YOU THERE!

Don Kemper
20100 NW 61st Avenue
Ridgefield, WA 98642
360-887-3903 dkemper@abana.org

Basic Joinery Workshop (continued)

2. Beginning with a clear head will prevent you from making mistakes that can hurt you. What's so important about Safety? Everything!
3. Why is Fire Management so important? Without proper control of your fire, forging becomes more work than it needs to be.
4. What types of joinery can I use in my design? What materials can I use? How to prepare your material for several types of joints. Plus my favorite topic "Pitfalls and perils of an out of control pyromaniac"
5. The use of forge welding in joinery, when to use a weld instead of a joint.
6. Types of forged joints, what their purpose is and how to use them in your work.
 - a. Lap Joint
 - b. Tenon
 - c. Collaring
 - d. Riveting
 - e. Splitting & Drifting
 - f. Forge Welding
 - g. Other types of mechanical joints
 - h. Much, much more!
7. Putting it all together, simple joints to begin with, progressing to more specialized joinery. A series of joints to practice what you have learned. This will be a forging intensive workshop, so get your arm into shape!
8. **Note:** Students should contact the Instructor prior to this workshop to discuss tool requirements.

Instructor: Rome Hutchings, (763) 878-1694 (Home) or (763) 482-1181 (Cell) Leave your phone number and I will return all calls.

To register for this Basic Joinery Workshop, fill out the information below and send with check made out to Guild of Metalsmiths for \$75 to:

Rome Hutchings
13633 Ferman Ave NW
Clearwater, MN 55320

Name: _____

Address: _____

City, State, Zip: _____

Phone: _____ Email: _____

"How to develop your own problem definition and solution process, and how to produce effective, persuasive presentations"

A one-day seminar for Guild members by Pete Stanaitis

Date: Saturday, April 1, 2006
Time: 9 a.m. to 5:30 p.m.
Location: to be determined, based upon the number of people who sign up.
***Class size:** 6 students and several observers
Cost: Student - \$30; Observer - \$20
Contact: Herb Fick, 519 E 8th St, Northfield MN 55057, 507 663-0569, fick@rconnect.com

* Observers will have the same involvement in all the lectures as the students, but they will mostly watch as the presentation process develops. Pete estimates that observers will gain at least 60% of the day's "learning" potential, and even more if they practice what they see when they go home.

The first six applicants who request "student" status will get it. After that, student applicants will be offered an "observer" seat, and any cost overages returned. Registration can be made by mail, email, or phone. Postmarks and time-stamped emails or phone messages determine student/observer roles for those requesting "student" status.

NOTE: This is a Guild-sponsored event.

Sign up now for this one-day seminar! You may want to question members who have participated in this seminar in the past:

Dave Mariette Herb Fick
H Eickstadt John Yust
Bob Walsh A Lininger

The techniques taught are powerful. You may be asked to sign a waiver promising to use them only for the benefit of the greater good!

Fill out the registration form on the next page and cut at the dotted line, then mail as soon as possible!

**“How to develop your own problem definition and solution process, and how to produce effective, persuasive presentations
A one-day seminar by Pete Stanaitis**

Course Description:

You will have a chance to calibrate your own level of knowledge in these important areas. The course will focus on the development of presentation skills for both business and personal use. These skills can be further developed and broadened so that students can diagnose situations and develop solutions to a very wide range of problems—well beyond the formal presentation arena.

The books “The Art of Getting Your Own Sweet Way,” “The Rational Manager,” and “Winning Through Intimidation” are used as references. They are books that are easy to recommend. They are short, easily read books with a lot to say. Participants bring along their problem or project (work, product, project, family), and develop, on site, an action plan that the group will critique before going home.

Outcomes:

1. Students will take home with them a written, tried and true “formula” for developing persuasive presentations along with the basic skills needed to properly use the “formula” immediately in real-life business and personal situations.
2. Students will have prepared and delivered one presentation of their own and will have heard and critiqued the presentations of several others to help them get “ownership” of this powerful process.
3. Through exposure to the previously mentioned developmental books, I hope to convince every student to obtain, read, study, and personally absorb all three. Copies of the books are available to the students at my (Pete’s) cost.
4. The problem-solving techniques taught will be generally applicable to your life and business.

Guild of Metalsmiths

**Forging Ahead, Solutions and Presentation Skills Seminar
Saturday, April 1, 2006**

Cost: \$30 Student; \$20 Observer. Make checks payable to Guild of Metalsmiths. Send this form with check to: Herb Fick, 519 E 8th St, Northfield MN 55057

Name: _____

Address: _____

City, State, Zip: _____

Phone: _____ Email: _____

Enroll me as: STUDENT _____ OBSERVER: _____

Basic Joinery Workshop

**Saturday & Sunday, April 22 & 23
8:30 a.m. to 4:30 p.m.**

**Fee: \$75 includes materials & fuel
Minnesota School of Horseshoeing
(see Guild directory for map)**



Each student will take home a tenon swage, monkey tool and proper slitting chisel, a butcher and several joinery samples they will make during the workshop.

What to bring, basic tools: Hammer, tongs for 3/8 to 5/8 stock, center punch, measuring device, any slit/drift/punching tools, wire brush and your safety gear.....eye protection, leather ankle

high boot/shoe, hearing protection and non-synthetic clothing

There will also be some specialty tongs for sale which is optional. Students will be provided the use of these tongs for the class and are not obligated in any to purchase them.

This is more than an introduction to the basics of traditional joinery, completion of Blacksmithing Basics recommended. Some joinery experience/experimentation is helpful.

1. What you will learn:

- a. Safety, keeping your cool in hot situations
- b. Fire Management, the keys to success
- c. Joinery fundamentals, the first steps
- d. Joinery use in project design
- e. Types of Joinery that you too can do!
- f. Practice, practice, practice, bring it all together

(Continued on next page)

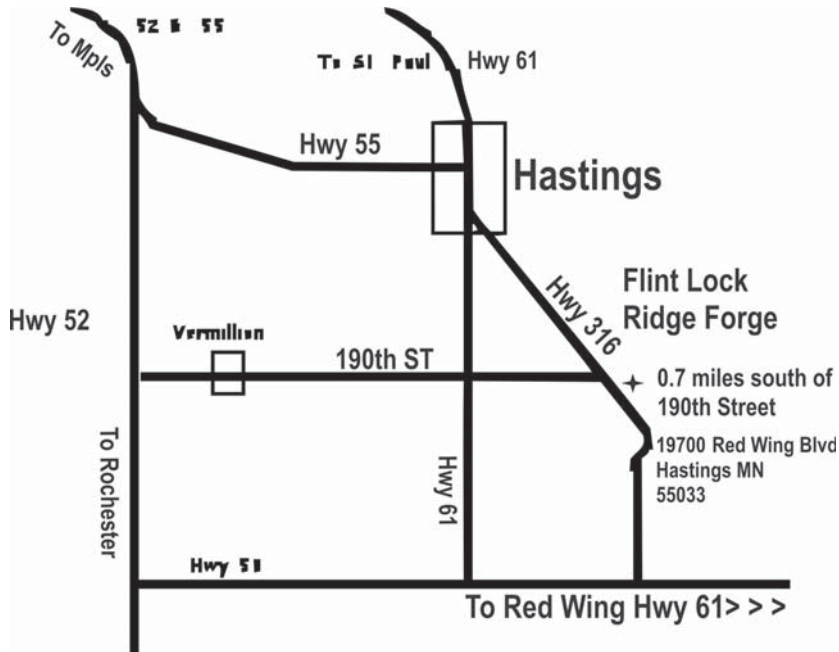
Don't miss this 2-day Basic Joinery workshop.

Sign up now by filling out the registration form on the next page.

Hammer Making Workshop

Flint Rock Ridge Forge

South of Hastings on Hwy 316 (watch for the hanging anvil on the mailbox)



To register for this Hammer Making Workshop, fill out the information below and send with check made out to Guild of Metalsmiths for \$30 to:

Dick Carlson
19700 Red Wing Blvd
Hastings MN 55033
651 437-3329
itcarlson@usfamily.net

Name: _____

Address: _____

City, State, Zip: _____

Phone: _____ Email: _____

Forge Hood Workshop

Saturday, April 8

9:00 a.m. to 4:00 p.m.

At Myron Hanson's shop in Eagan, MN (map on next page)

Instructor: Dave Hartwig, 641-324-2265, Northwood, Iowa

Cost \$25 per student

Limit ten students



Learn to measure for, lay out, and build an updraft hood for your forge. We will make and use cardboard templates to achieve the layouts of the complicated geometrical shapes, without resorting to trigonometry! One actual hood will be constructed out of 14ga steel using a plasma cutter and MIG welder. This hood will become part of a raffle prize at this year's Madness. Other designs can be discussed. If you bring measurements of your forge, you may be able to complete your own templates.

Bring safety glasses and hearing protection. You can brown bag your lunch, or there are places to eat within a ten-minute drive.

NOTE: This is a Guild-sponsored class.

Direct questions to Al Olson, 651-683-0906, 2153 Fox Place, Mendota Heights, MN 55120 alan_olson@hotmail.com

Sign up soon for this Forge Hood Workshop with instructor Dave Hartwig!

Fill out registration form on next page.

Forge Hood Workshop

Myron Hanson's shop in Eagan
Saturday, April 8, 9 am to 4 pm

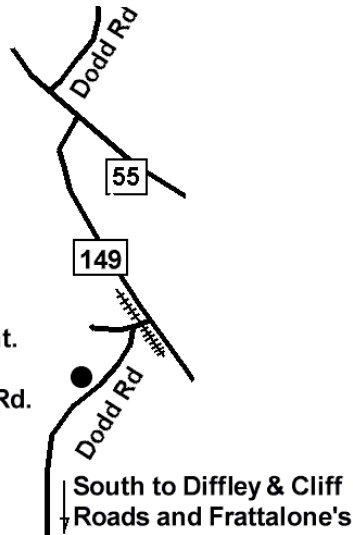
1 Myron Hanson

Take I 494 to Dodd Rd/ MN 149 exit and go South, turn left onto MN 55 and turn right back onto MN 149.

Continue South to the sign that says Dodd Road and points right.

Turn right, cross the tracks and make an immediate left turn onto Dodd Road. Myron's house is about .7 mi on the right. Coming North on Dodd Rd from Cliff Rd its about 1.8 mi (~.75 mi North of Diffley Rd.

4015 Dodd Rd
Eagan, MN 55123-1612
Home phone: 651-454-3984



Hammer Making Workshop



Saturday, April 22
9:00 a.m.

Flint Rock Ridge Forge (map on next page)

Presented by Dick Carlson, Myron Hanson, and assistants.

Registration fee: \$30 for members, including materials

Coffee & cookies will be available in AM. Bring a bag lunch, or lunch will be available for \$5 each.

Participants should bring gloves, hammer, and ear and eye protection.

Call or email Dick Carlson with questions:

651 437-3329

itcarlson@usfamily.net

To register for this Forge Hood Workshop, fill out the information below and send to:

Alan Olson
2153 Fox Place
Mendota Heights, MN 55120
651 683-0906
alan_olson@hotmail.com

Name: _____

Address: _____

City, State, Zip: _____

Phone: _____ Email: _____

Sign up now for this Hammer Making Workshop!

Fill out registration form on next page