



Join fellow Guild of Metalsmiths members on Wednesday, June 10 for an inspiring look at the diversity of metal artistry

The June 10th meeting will be held at the Lisa Elias Metal Studio in northeast Minneapolis. The June meeting will begin with potluck supper at 6:30 at the address above. Be sure to bring your latest show and tell items to share. Or bring some of your earlier items to share again!

Lisa Elias is a self-employed metal artist creating metal work for individual homeowners, architects, and designers.

Inspired by traditional blacksmithing techniques, she creates elegant functional sculpture. She draws on simple organic forms, including vines and branches to fabricate her work.

A linear fluid touch allows her to create a diversity of sculpture from railings, fences, gates, and benches to light fixtures, arbors, and birdbaths. Untrained in formal methods of forged metal fabrication, Lisa has developed her own unique style. The true power of her artistry is her ability to harmonize the disparate elements of welded steel and organic forms into graceful sophisticated sculpture.

The studio is located at
1129 Van Buren St NE
Minneapolis MN 55413
Phone: 612-362-0570

NOTE: Maps and detailed directions can be found on page 6.

Visit Lisa Elias' website at <http://www.eliasmetalstudio.com/index.html>

The candleabra pictured at right is one of Ms. Elias' works and is featured on the home page of her website. (Photo used by permission of Lisa Elias)



Forum deadline for June: Monday, May 18 , 2009

The deadline for The Forum is always the **third Monday of the month**. If you have activities that will be occurring in the next few months and wish to have them published in the next Forum, please send them by Monday, May 18, 2009 to **Georgia Myers**, editor, by e-mail to:

gldmyers@embarqmail.com

or mail them to:

Georgia Myers
413 W Dakota St
Lake City MN 55041

'The Forum' is online

To read an electronic (PDF) version of *The Forum* each month, go to our website, www.metalsmith.org.



New members

Howard Clark
Runnells, IA

Tom Clark
Crystal, MN

Mike Kost
Minneapolis, MN

Lesie Seaberg
Minneapolis, MN

Dale Starr
Cicero, IL

Dave Malmstedt
Vadnais Heights, MN

John McLeod
Grand Forks, ND

Peter Bettenberg
Maplewood, MN

Clifford Larson
Hastings, MN

Marvin Kuchera
Welch, MN

Hammer Making Workshop

Saturday, May 16 at 9 a.m.

Where: Flint Rock Ridge Forge (map on next page)

Fee: \$45

Instructors: Dick Carlson, Myron Hanson, Bill Krawczeski

Class size: maximum 8 students; minimum 5 students

Students should bring their favorite hammer.

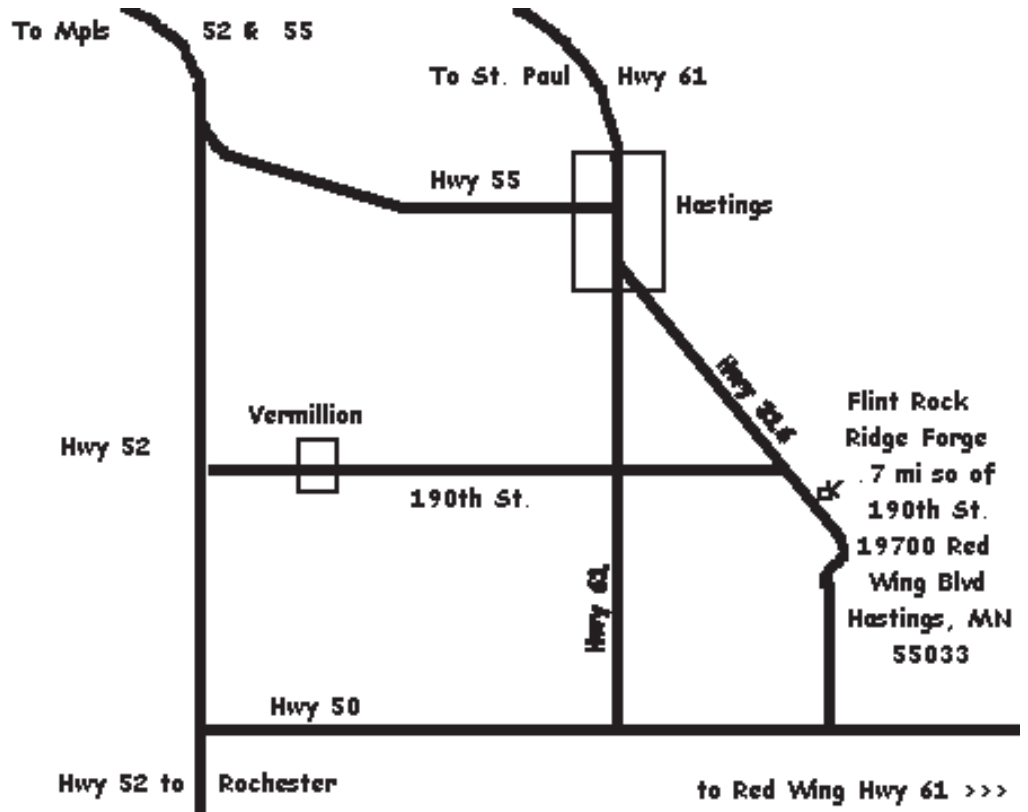
Safety glasses and ear plugs are mandatory. Other safety equipment should include gloves, leather apron (optional), cotton clothing, leather shoes.

Coffee and cookies will be available in the morning. Bring a bag lunch, or lunch will be available for \$5 each. Restaurants are also located in Hastings.

This is a Guild-sponsored class.



Join fellow
blacksmiths
for this
Hammer
Making
Workshop!



Register for "Hammer Making Workshop." Fill out form below and mail, along with check for \$45 made out to "Guild of Metalsmiths" to:

Dick Carlson
19700 Red Wing Blvd
Hastings, MN 55033

For questions, call Dick at 651-437-3329, or email blacksmith@onlinecarlson.com

Name: _____

Address: _____

City, State, Zip: _____

Animal Head Workshop

Date: May 9

Time: 9:00 am

Location: MyronHanson's shop
4015 Dodd Road
Eagan, MN 55123 (map next page)

Cost: \$40 (see details in class description)

Instructors: Myron Hanson, Bill Krawczeski, and maybe a couple of the other usual suspects

Class limit: Maximum 8, minimum 4 students

Description: Lions and tigers and bears, oh my! These animals and more, or at least their heads, can all be yours if you learn to make them. Animal heads are excellent practice in manipulating (upsetting, drawing, splitting, etc) the metal and once you learn how to make them you will find all sorts of projects that you can use an animal head on. This is an intermediate project and participants should have a good grasp of basic smithing skills.

Bring: Your favorite smithing hammer and the tools described in The Iron Menagerie (mostly small chisels and punches). If you don't have a copy of the book and need a description, or don't have the resources to make them yourself either email Martin or call Myron and we can figure something out.

Safety Equipment: safety glasses & ear plugs are mandatory. Other safety equipment may include: gloves, leather apron, cotton clothing, leather shoes.

Lunch arrangements: Either bring a bag lunch or bring money to dine at one of the local establishments.

Register for this Animal Head Workshop by sending a check for \$40 made out to **Guild of Metalsmiths** to:

Martin Pansch
8750 Yale Avenue
Young America, MN 55397

Name: _____

Address: _____

City, State, Zip: _____

Phone: _____ Email: _____

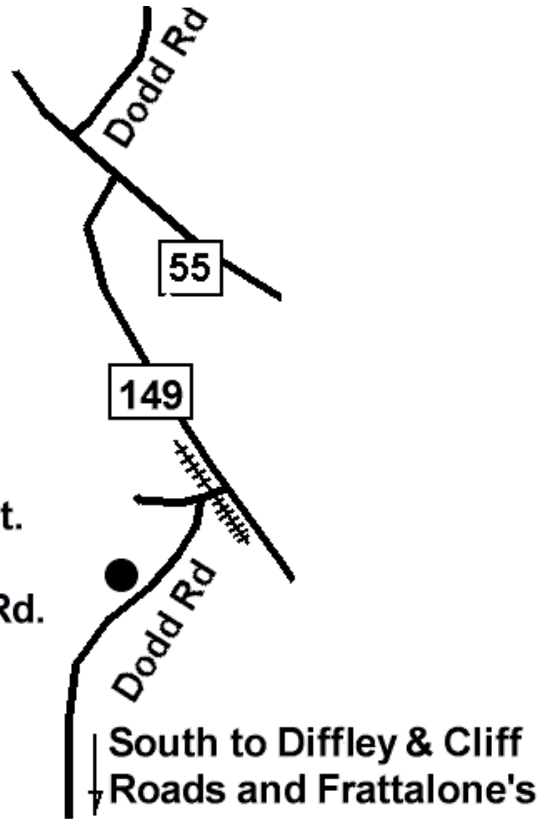


Quack!
Quack!

1 Myron Hanson

Take I 494 to Dodd Rd/ MN 149 exit and go South, turn left onto MN 55 and turn right back onto MN 149. Continue South to the sign that says Dodd Road and points right. Turn right, cross the tracks and make an immediate left turn onto Dodd Road. Myron's house is about .7 mi on the right. Coming North on Dodd Rd from Cliff Rd its about 1.8 mi (~.75 mi North of Diffley Rd.

4015 Dodd Rd
Eagan, MN 55123-1612
Home phone: 651-454-3984



Request Form: Guild of Metalsmiths Video Library

Date: _____

Name: _____

Address: _____

City: _____ State: _____ Zip: _____

Phone: () _____

Tapes requested: _____

Include \$3.00 for each "T" number requested. Make check payable to: The Guild of Metalsmiths

Send request and check to:

Rich Herman
1253 Danbury Way
Rosemount, MN 55068
email: racherman@frontiernet.net
phone: (651)322-1623

To see the entire list of videos, go to
<http://www.metalsmith.org/pub/index.htm#VideoLibrary>

**Elias Metal Studio
1129 Van Buren St NE
Minneapolis, Minnesota 55413**

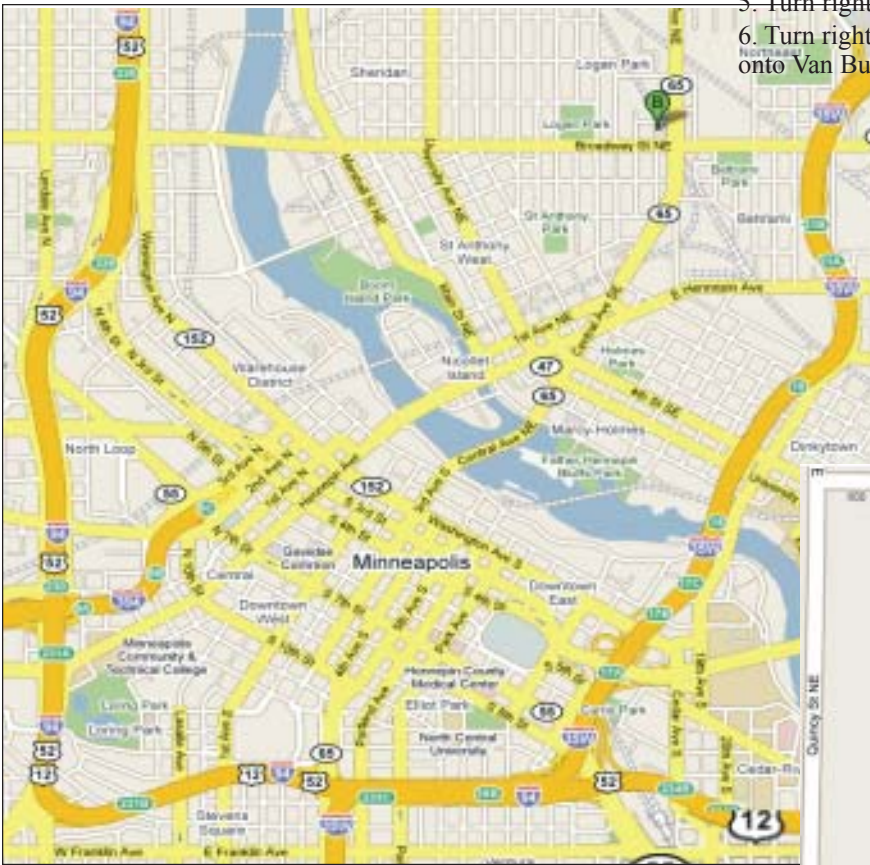
Directions

- * 35W From the South:** North of University Ave / 4th St.
1. Take Hennepin Ave E. Exit and turn left / West at top of ramp.
 2. In 1 block, turn right / north onto Buchanan St. NE
 3. Turn left onto NE Broadway St
 4. Turn right onto Jackson St NE
 5. Turn right onto 12th Ave NE, and then turn right onto Van Buren St. NE

- * 35W From the North:** South of Hwy 36
1. At exit 21A, take ramp right and follow signs for Stinson Blvd / CR-27
 2. Turn left onto CR-27 South / Stinson Blvd NE
 3. Turn right onto CR-66 / NE Broadway St
 4. Turn right onto Jackson St NE
 5. Turn right onto 12th Ave NE, and then turn right onto Van Buren St NE

- 94 From the west** (via I-94 E / US-52 S)
1. At exit 229, take ramp right and follow signs for W Broadway Ave / CR-81
 2. Turn left onto CR-66 South / CR-81 East / W Broadway Ave
Pass MCDONALD'S on the left in 1.1 mi
 3. Turn left onto Jackson St NE
 4. Turn right onto 12th Ave NE, and then immediately turn right onto Van Buren St NE

- 94 From the east** (via I-94 W / US-12 W / US-52 N)
1. Take ramp right for SR-280 North toward University Avenue / Pelham Blvd
 2. Take ramp right for E Hennepin / Larpenteur Ave. W and turn left onto Hennepin.
 3. Follow Hennepin Ave going west until you have crossed over 35W
 4. Turn right onto Buchanan St. NE
 5. Turn right onto Jackson St NE
 6. Turn right onto 12th Ave NE, and then immediately turn right onto Van Buren St NE



Studio is here



**There is plenty of parking.
See you there!**

Thanks to Dave Upgren for providing the maps and detailed directions.

Medieval metalworking techniques presented at April membership meeting

The Oakeshott Institute hosted The Guild of Metalsmiths' April meeting, which was well attended by Guild members and non-members. The Oakeshott Institute museum contains a collection of swords once owned by the late Ewart Oakeshott, a leading authority on European arms and armor. The collection contains more than 75 pieces and spans nearly 4,000 years of history.

After the potluck and membership meeting, attendees enjoyed a presentation on medieval metalworking utilizing heat treating and hardening techniques. The presentation was given by the Oakeshott Institute's Craig Johnson; Craig is also the Production Manager of Arms and Armor, Inc.

Craig shared his extensive background in the use and manufacture of European weapons and armor, along with information from a recently translated 14th century German "pocketbook." The pocketbook, which was compiled by a professional secretary, is a collection of knowledge on a variety of topics, including warfare and metal working.

Of particular interest was the pocketbook's discussion of heat treatment. Craig combined the description of 14th century heat treating techniques with his knowledge of the style, quality and composition of

swords from that time. The temperature controls that he described sound strange to modern blacksmiths, who are used to applying principles of modern science. For example, a quenching mixture recipe specifies including blood from a buck in heat. Also, files were to be kept in urine. He said that the blacksmiths clearly understood how to harden the blade; however, the quality of the material they were using caused considerable variations in the hardness and carbon content from one blade to the next, and even within the same blade.

Other sources, such as the Viking sagas also provide a glimpse of medieval blades and blacksmithing. In the Viking sagas, the warriors describe a good blade as being viscous, ropy, and leathery. They're never described as hard. Other depictions and stories echo that opinion, which has led researchers like Craig to conclude that medieval blacksmiths were able to create flexible blades that were highly coveted. A meeting attendee asked if this skill gave blacksmiths a respected place in society. To this, Howard Clark responded, "Blacksmiths were respected, but not respectable!"

Following the presentation, the Oakeshott Institute made several swords available for attendees to examine and handle. Attendees were allowed to pick up the swords and ask institute staff questions about them. Other replica pieces and armor were also on display.

— Lori Upgren



Program Committee update...

Tom here from the program committee, wanted to start getting the word out that the Fall Conference is just around the corner and we need your help with the auction this year.

We have several things that a beginner and a craftsman would like to have in their shop. We hope that more members step up and donate to the auction.

Remember that the auction at the conference is a huge part of the Guilds budget. So if it's in the gallery donate it, if you have tools or anything else that you think someone might bid on, bring it in. I know times are not "the best of", but let's see what we can do this year together for another great Fall Conference.

— Tom Phelps



Badger Blacksmiths host annual Conference

The Badger Blacksmiths is hosting its annual conference on May 22nd through 24th. The conference is at the Pioneer Park which is located at the intersection of Highway 37 and 85 south of Eau Claire, WI. The entrance is on the frontage road off of Highway 37. On Saturday Tom Latane' and Art Slaughter are demonstrating tool making. There are open forges and a pot luck and campfire on Saturday night if fire bands are lifted. Cost is \$10 per person which includes free camping or RV's (no hookups). Call John Grump at 715-835-0894 or E-mail johngrump@att.net for more information.

C Class 2009

Intergenerational seemed to be the theme of the C Class Beginners Blacksmith class for 2009. Erik Jensen had both of his grandfathers join him for the class (even his dad one day). Nick and Jerry Engels found a new hobby that they both really enjoyed.

Thanks to the many instructors that once again made the class a success.

— Roland Sigurdson




Group Photo C Class : (Front Row) Bob Brown, Roland Sigurdson. (Back Row) Tom Burton, Erik Maisch, Charlie Bateman, Bill Krawczeski, Brad Johnson, Tom Sheely, Jeannine Clark, Roger Maisch, Chris Lewis, Shawn Colbert. Not pictured: Eler Jensen, Judd Nelson, Jerry Engels, Nick Engels, Rick Wessling, Herb Fick.



Chris Lewis concentrates on forge rake



Tom Burton and Roger Maisch tag team on a shovel



Tom Sheely tests out a Nathan Robertson hammer.

News from Tunnel Mill..

Tunnel Mill is located 85-100 miles south of the Twin Cities in the country five miles north of Spring Valley, MN on County Road 1.

Contact for class registration:

Carol and John Adams

507-289-4189 or 507-289-5246

Email-jc-adams@msn.com



Adjustable Forged Candlestand - still have openings!

Tom Latane, Instructor

April 30, May 1, and May 2.

Class will cover the traditional skills involved in constructing an adjustable tabletop candle holder. Students will begin by forge welding the tripod base and forming penny feet. The vertical staff will be tenoned into the center of the tripod. Mortise and tenon joinery will also be used to assemble the frame holding the springs which hold the crossarm in place. Candle cups and drip saucers will be forged. Decorative filing will be demonstrated as well as a decorative finial to inspire students who wish to carry the project beyond forging and assembly.

Embellishing Japanese Swords - still have openings!

Bill Fiorini, Instructor

May 29, 30, and 31

Bill will be doing tool making, inlay techniques and stamping techniques used by the Japanese to embellish the decorative parts of a sword. It will be for beginners through advanced students, including students that I had in the last class. The students will need to bring their own hand tools and a list will follow.

Exploring chasing and repousse in silver-openings!

Kirsten Skiles, Instructor

1st session: June 12, 13, 14, 2nd session: June 25, 26, and 27

The two classes can be taken independently. They do not both have to be taken together.

For the first session, we will work on a leaf form and turn it into a pendant. For the second session, students may either use their own design, or use one of Kirsten's (either a rabbit or a flower). That design will be turned into either a ring or pin. In both sessions, students will learn how to use a jeweler's saw to cut metal. The 2nd session will include basic hard soldering of sterling silver.

There will be tools to make. There will be lab fees to cover the cost of the silver, findings, solder, and flux. (approx \$20.00?) We will have torches to share and different handheld portable torch options.

A three day class would include making tools, the two day class tools would be furnished. Students will again need pitch bowls filled with pitch or small cast iron skillets filled with a small quantities of pitch.

Future plans: Peter Ross will be coming to the mill in 2010. Also, Nathan will be doing a hammer class in July or August, and Roger is still on for 2009, but no dates set yet.

We are still looking for ideas and input from YOU! What are your interests? How can we help? Call or email us!

Goings on...



...a calendar of TGOM events at a glance

- All Education Committee meetings are the first Monday of each month.
- All Program Committee meetings are the third Wednesday of each month.

Events in May, 2009

- May 2, Gas Forge Building Workshop, Nowthen Blacksmith Shop
- May 9, Animal Heads class, Myron Hanson's in Eagan
- May 13, Guild board meeting at Myron Hanson's
- May 16, Hammer Making Workshop, Dick Carlson's shop in Hastings
- May 16 & 17, Belt Grinder Workshop
- May 29, 30, 31, Bill Fiorini at Tunnel Mill

Events in June, 2009

- June 10, Guild membership meeting at Lisa Elias Metal Studio in northeast Minneapolis.
- June 12, 13, 14, and June 25, 26 & 27, Kirsten Skiles at Tunnel Mill

Events in July, 2009

- July 5 & 6 Hammer-in at Nowthen - more details TBA
- July 8, Guild board meeting, location TBA

Our neighborhood of smiths

UMBA

Visit <http://www.umbaonline.org/events.html>

UMBA DVD-R library

125 different titles

\$5 each, \$2 shipping per order

Never return them to library - www.umbaonline.org

Badger Blacksmiths meetings

Our contact information is as follows:

President: Paul Branch

715-248-7788

pbranch@frontiernet.net

Newsletter editor: John Grump

715-835-0894

johngrump@att.net

Lake Superior Metalsmiths

Lake Superior Metalsmiths (LSM) meet the fourth Saturday of the month at noon from October through April. The meetings are potluck at noon at Dave Hanson's house, 5873 Taft Road, Duluth, Minnesota, 218-721-4572.

Northern Minnesota Metalsmiths

The NMM meetings are the first Monday of the month, often, but not always, at Keith Johnson's shop in Bemidji. Contact Keith for monthly specifics at keith@greatriverforge.com. The Northern Minn. Metalsmith's website is www.nmmetalsmiths.org

Join The Guild of Metalsmiths

Send \$30 dues to the address below. Please circle if you want to be listed in our membership directory and/or check items you don't want listed.

The Guild of Metalsmiths
PO Box 11423
St. Paul MN 55111

List Me
in the directory
but don't list

Don't List Me
in the Directory

address - phones: home - work - fax - cell - email - web page
(mark items above you DO NOT want published)

Name: _____

Address: _____

City, State, Zip Code: _____

Company Name: _____

(optional items)

Home phone: _____ Work phone: _____

Fax: _____ Cell: _____

Email address _____ Web page: _____

Joining The Guild of Metalsmiths?

Please introduce yourself. Each month we welcome new members to the Guild and offer them a chance to tell us a bit about themselves. (who you are, your goals as a metalsmith, the services you provide, products you make, etc.) Whatever you want to share is fine. So, give us a statement of interests/services up to 254 characters long (letters and spaces). This statement is also printed in the member directory (optional).

The Guild of Metalsmiths on the web:

Visit our website at <http://www.metalsmith.org>

Looking for something? Try the search engine. On our main page, just below the index table, click on "Search this Site," and enter your query.

Join The Bellows, our email discussion forum. Information at:

<http://www.metalsmith.org/bb/TheBellows.htm>



PO Box 11423
St. Paul MN 55111

Address Service Requested

If your membership
has expired, please
send your \$30
membership dues to
the above address.

May 2009

The Guild of Metalsmiths, St. Paul, MN, publishes the GoM Forum monthly. It is intended as a tool to further our educational mission, to keep members up to date on current happenings, to publicize projects and workshops, a place for all members to express their opinions, concerns, learn more about each other—in short, to help us run our organization.

For address change, or to submit comments, please mail to: The GoM Forum

Georgia Myers

413 W Dakota St

Lake City, MN 55041-1869

or e-mail to

forum@metalsmith.org or

gldmyers@embarqmail.com

Guild educational grants

There is grant money available for Guild members to study intermediate and advanced metalworking techniques.

The Guild educational grant program is designed to bring new skills into the metalworking community. Participants are given money to pay for a portion of their expenses and are expected to learn some new or poorly understood skill, and then to share what they have learned with other members and the public through an article in our quarterly magazine, “The Metalsmith.” They’re also expected to lead a workshop on the topic (or other educational service approved by the board).

Application forms are available from the president or treasurer at a regular meeting, or by sending a self-addressed, stamped envelope to:

The Guild of Metalsmiths

PO Box 11423

St. Paul MN 55111