

The Forum

July 2009

Vol. 11, No. 7

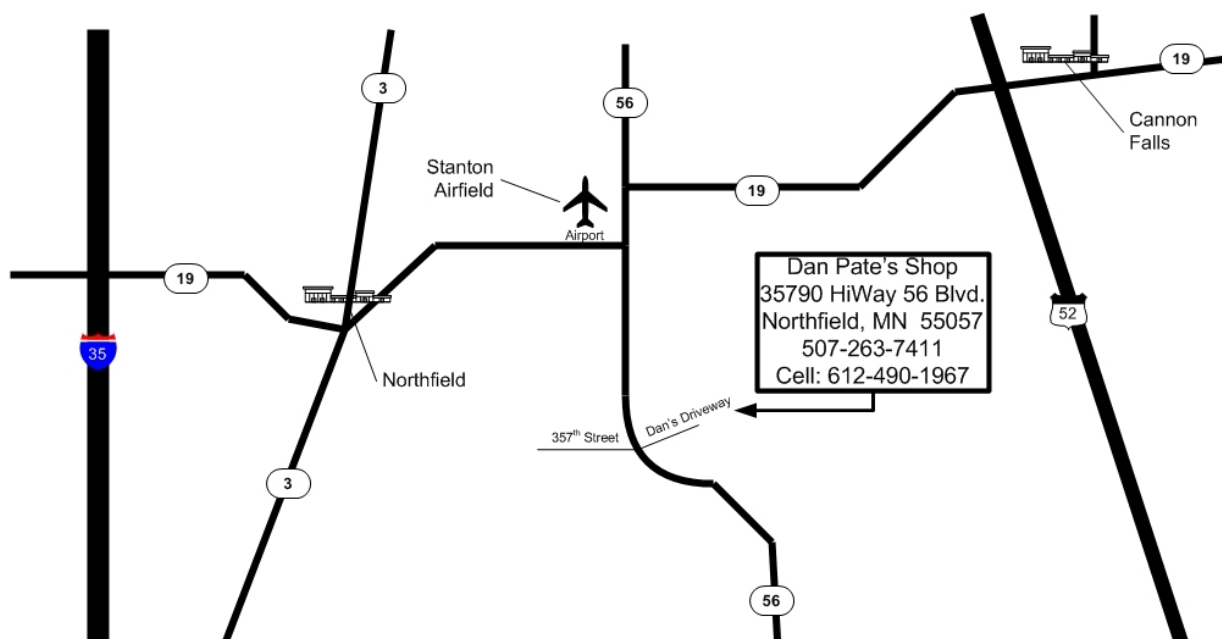


Next Guild meeting set for Dan Pate's on August 12

Guild member in long standing and champion of this meeting, Herb Fick, shares the following rambling agenda written in a very typical "Herb" style!

- ▶ Theme: Hints for Metalsmiths who are not familiar with "skinny" metal work
- ▶ Secondary theme: Training for food and fellowship necessary for proper enjoyment of the Fall Madness
- ▶ This is the corn feed!!!! Dick (Carlson) will organize the corn feed as he has done for the past several years. This will be supplemented by an offer to supply the meat course for those who are not Vegan.
- ▶ Dan and Herb have decided to roast a Pigkey ® (turkey roasted inside the cavity of a whole pig)
- ▶ Focus on your part of pot luck by thinking salad, beverage and dessert.
- ▶ Dan Pate will demonstrate the preparation of a shovel, using a shrinker that he has recently built.
- ▶ Myron Hanson will demonstrate the fabrication of an anticlastic form/shape using a shrinking machine he has recently fabricated. Look it up or think metal saddle shapes.
- ▶ We have Todd Sutton offering to demonstrate welding aluminum sheet metal using a oxy acetylene torch. Don Hammer has demonstrated this in the past and many members have probably missed it.
- ▶ We are also going to try to get Gene Olson to show up and demonstrate the Pullmax. He has not been informed yet.
- ▶ Leaving this line in the announcement might just pressure Gene, and he really does know some thing about the Pullmax. (How about it Gene?)
- ▶ How many members have wondered if you should invest in a planishing hammer, English wheel or perhaps a set of Cleko-loc assembly aids? Show up early and try them. Dan has been very generous sharing his tools in the past.
- ▶ Come early to help set up and to do a little hands on trials with some of Dan's metalshaping tools. Don't even think about servicing your car at this event. The shop will be busy with metalwork.
- ▶ Bring a friend. I think there will be a lot to eat. The August meeting has become a fun and well attended event.
- ▶ The last time Dan hosted a meeting it got good reviews.

— Herb



Forum deadline for August: Monday, July 20, 2009

The deadline for *The Forum* is always the third Monday of the month. If you have activities that will be occurring in the next few months and wish to have them published in the next Forum, please send them by Monday, July 20, 2009 to Georgia Myers, editor, by e-mail to:

gldmyers@embarqmail.com

or mail them to:

Georgia Myers

413 W Dakota St

Lake City MN 55041



For Sale

- Forge with adjustable pot, side draft hood, and multiple speed electric blower, \$240.
- Heavy-duty 1/2 inch Shopmate electric hand drill, \$130.
- Milling vise, \$20.
- Hand-crank forge blower, \$25 .

Call Erling Grumstrup at 715-472-8327 for more information Erling is a guild member who has discontinued metalsmithing and is moving to a retirement home in California. He offers the 4 items above for sale.

For Sale

25# Little Giant Serial number 484. The seller is Elder Peterson. His phone number is 320-634-4128. Address is Glenwood MN, Hiway 104

The dies are usable. There are two fairly flat lower dies. The upper die in the machine is a radius drawing die, a spare upper die is a simple taper of I guess 5 to 7 degrees. The machine does work. Pictures are available by e-mail. The sow block looks good. I think the motor is obsolete and should be replaced. It is a high mount with a v-belt drive. The clutch should be relined. It is the type that uses a webbing brake lining material. Pete said these can be relined with leather. Elder has removed shims from the main journal bearing so it feels good. The operating pedal could use a bit of help. Not really that important a repair. He wants \$1200. I think it would be worth \$1000 to me. It is probably worth more to one of the members.

Any interested person can contact Elder directly.

'The Forum' is online

To read an electronic (PDF) version of *The Forum* each month, go to our website, www.metalsmith.org.



Online blacksmithing newsletters

The following is a list of most of the blacksmithing groups that have a website that offers a "Current Free Newsletter," whether it is monthly, bi-monthly, twice a year or four times a year that can be downloaded without having to join the group.

1. *Balcones Forge* www.balconesforge.org
2. *Blacksmith Association of Missouri* www.bamsite.org
3. *Blacksmith's Guild of the Potomac* www.bgop.org
4. *Florida Artist Blacksmith Association* www.blacksmithing.org
5. *Kentucky Blacksmiths' Association* <http://ky.abana-chapter.com/>
6. *New Jersey Blacksmith Association* <http://njba.abana-chapter.com/>
7. *Old Dominion Blacksmith Association* www.odbsa.com
8. *Southwest Artist-Blacksmith Association* www.swaba-abana-chapter.org
9. *Tidewater Blacksmith's Guild* www.tidewaterblacksmiths.com
10. *Western Reserve Artist Blacksmith Association* www.wraba.com
11. *Vancouver Island Blacksmith's Association* www.viblacksmiths.com



For sale at auction...

Blacksmithing/welding items

- a.. Miller Syncrowave 200 tig welder with accessories
- b.. nice little portable mig welder that plugs into a 110 outlet
- c.. work benches
- d.. forging hammers, both handmade and commercial
- e.. forged, but unfinished, hammer heads
- f.. tongs, most handmade by Bill Fiorini
- g.. Grizzly belt sander (great for knifemakers)
- h.. 72 inch belts that fit the grizzly sander
- i.. Knife making tools
- j.. jigs
- k.. Swage Block
- l.. Kohlsua Anvil
- m.. wrought iron, great for damascus work
- n.. lots of mild steel
- o.. lots of tool steel
- p.. hardware
- q.. light fixtures for the high wattage tungsten bulbs

Contact Kirsten Skiles and Bill Fiorini at 608-648-2601 or visit their blog at <http://www.kaskiles.com/2009/06/auction-july-11th.html>

The Madness is Coming!

So, have you marked your calendar yet for the Fall Madness – the Guild of Metalsmiths Fall Conference? The conference will be held this year on September 18 through the 20 at the Little Log House Power Show grounds, located six miles south of Hastings on Highway 61.

Friday, September 18...

Friday afternoon is the Gallery setup. Bring your best works to show off all of the great stuff you have made. This is a non-juried show; all items registered will be included in the gallery. If you have items that you showed in the past, please bring them again since there are always new members each year for which the items will be fresh. If you cannot make it Friday, gallery registration is open on Saturday also.

Friday night is the gala opening of the gallery. Come early for the potluck dinner and join your friends to tour the wonders of the conference gallery. After dinner there will be presentations by the demonstrators including a discussion on heat treating by Mark Asprey.

Friday is also the opening of the tailgate area. If you need to buy or sell some equipment, the tailgate sales area is a great opportunity to exchange those hard-to-find smithin' tools. Sales are open all weekend, but the best deals usually go early.

Saturday, September 19...

Saturday is the main event with registration starting at 7:30 AM and demonstrations starting at 9 AM. This year we have two wonderful demonstrators – Mark Asprey from Springville, California and Mike Garrett from Helenville, Wisconsin.

In addition to the demonstrators, other family activities for the weekend include Found Art creation, Altoid Tin Repousse, Broom-making class with Mark Jackson, a Scandinavian spoon carving class with Del Stubb and magnetic art. There will be a materials fee of \$15 charged for the broom-making class and the fee has not been determined for the spoon carving class. It is preferred that you pre-register to make sure you get in the classes by contacting Sheri Stanaitis (2476 10th Ave. Baldwin, WI 54002-7204 ph – (715) 698-2895).

If that isn't enough to keep you busy, browse the silent auction area to pick up that piece of steel you need or the other doodad you can't live without. And if you have an extra chunk of steel or a thingamajig you don't need, consider donating it to the silent auction. We are asking everyone that participates in a public demonstration this summer at a fair or power show, please donate an item to the auction and identify what event it was made at. Tools would in particular be appreciated for the auction.

And let's not forget the highlight of the conference, the Saturday Night Live Auction. This is a major event of the year and provides you an opportunity to pick up some wonderful items for either your shop or your living room wall.

Sunday, September 20...

Sunday is the final day of demonstrations, and your assistance at the end to help put things away would be appreciated.

Now you may expect an opportunity to experience all of this would cost lots of bucks – well, we will take it if you want to give it to us, but all we ask is a measly \$35 per family for the entire weekend or \$20 per family for a single day of the conference. Meal plans are available for \$37 for the weekend per person—order early for availability. Camping is available on the grounds for no charge except for a nominal fee if you connect your camper to the electricity.

More information on the conference will be showing up in your mailbox soon.

— Rich Herman, Guild President

The following class will be available at the Fall Conference, scheduled for Saturday, September 19 at 9:00 a.m.. Call Sheri Stanaitis at 715-696-2895 or email her at spaco@baldwin-telecom.net.

'Introduction to Scandinavian Spoon Carving'

A well made spoon has a lot of hidden engineering. We will cover this, using green and dry wood, and practice many of the safe and strong ways to use traditional Scandinavian carving knives.

In 1991 Del Stubbs studied for a winter in Sweden with master carvers, and has taught many courses since. Today he is a carving knife tool maker - (www.pinewoodforge.com)

FAQs

How many students?	12 max
Cost of class?	\$25
Will you bring spoon blanks?	I provide the wood.
How long will your class be?	6+ hours
Will you loan tools?	Yes, and have new ones to sell
What should I bring to class?	Reading glasses if normally used for fine work

If you have questions before you decide to register for this class, email Del Stubbs at del@pinewoodforge.com

Beginners Blacksmithing Classes

2009 / 2010

When: Classes are held on four Saturdays from 9 – 4. Three sets of classes are held this Fall, Winter and Spring. All 3 sets of classes teach the same information. You can choose either the A, B or C set of classes.

<u>A Class</u>	<u>B Class</u>	<u>C Class</u>
Sept 26	Jan 9	Feb 13
Oct 17	Jan 23	Feb 27
Oct 31	Feb 6	Mar 13
Nov 7	Feb 20	Mar 27

Cost: First, you must be a member. If you are not, you can join for \$30 per year. The workbook/study guide is \$15 and the 4 classes are \$105. This covers everything you need, the facility, coal, and metal.

Where: The classes are held at the Minnesota School of Horseshoeing, 6250 Riverdale Dr NW, just off Hwy 10 in Anoka near the Anoka Vocational College.

Why take the beginners basic classes: The beginners basic classes are designed to give everyone the same understanding of the basics, techniques and terminology. The basic classes are required before taking any of the many other classes the Guild offers. This enables those classes to concentrate on advanced techniques without having to spend time on basic concepts.

What you need to bring: Eye, ear and skin protection. This includes safety glasses, ear muff or plugs and suitable clothing which includes hard shoes, cotton or leather. Synthetic and polyester clothing will burn and melt. There will be sparks and brushes against hot metal.

Tools: Bring your favorite hammer. A small 1 to 2 pound ball peen hammer would work. We have various hammers for you to try and get a feel for what is comfortable. We have all the punches, chisels and tools you will be using but feel free to bring your own tools if you have them.

What you will learn: The first 3 Saturdays you will learn the basic techniques including:

Safety	Forging Dynamics	Hammer Techniques	Fire Building
Drawing out	Upsetting	Punching	Bending
Twisting	Heat Treating	Scrolling	Splitting

The fourth Saturday will be self paced to build a few items that will include each of the techniques you learned earlier. Instructors will help guide you thru any number of possible projects such as a forge rake, watering can, forge poker, spoon, shovel, etc. This is a good opportunity to try out all your new skills.

Who are the teachers: The instructors are all volunteers with a wide range of experience, talent, and stories. They range from just finishing the basic beginners class to 30 years experience. There is usually at least one instructor for every two students and many times we have had as many instructors as students.

Who are the students: The students come in all ages and experience. We have had 10 year olds and 70 year olds. There are always a few women in each class. Some students have never held a hammer before. Some students are skilled in other crafts, woodworking, glass, welding, pottery and want to learn more about metal work to work it into their craft. Some students are nearing retirement and want to learn a hobby. All share an interest in learning more about blacksmithing.

Typical day: Classes start at 9 but people usually show up much earlier to get the coffee brewing, have a donut, swap stories or show off recent projects. Feel free to bring projects you are working on to show. We break for lunch. You can either bring a brown bag or go out to a local fast food restaurant.

How can I learn more about the Guild or classes:

Call or email Gordon Barr 952-894-4821 agbarr@aol.com www.metalsmith.org

How do I join the Guild Of Metalsmiths?: Send \$30 for a one year family membership to: (make checks payable to “Guild of Metalsmiths)

The Guild of Metalsmiths
PO Box 11423
St. Paul, MN 55111

How do I sign up for the beginning blacksmith classes? We start collecting names as soon as the classes are advertised in the July and August newsletters. The newsletter is usually sent out the first week of the month.

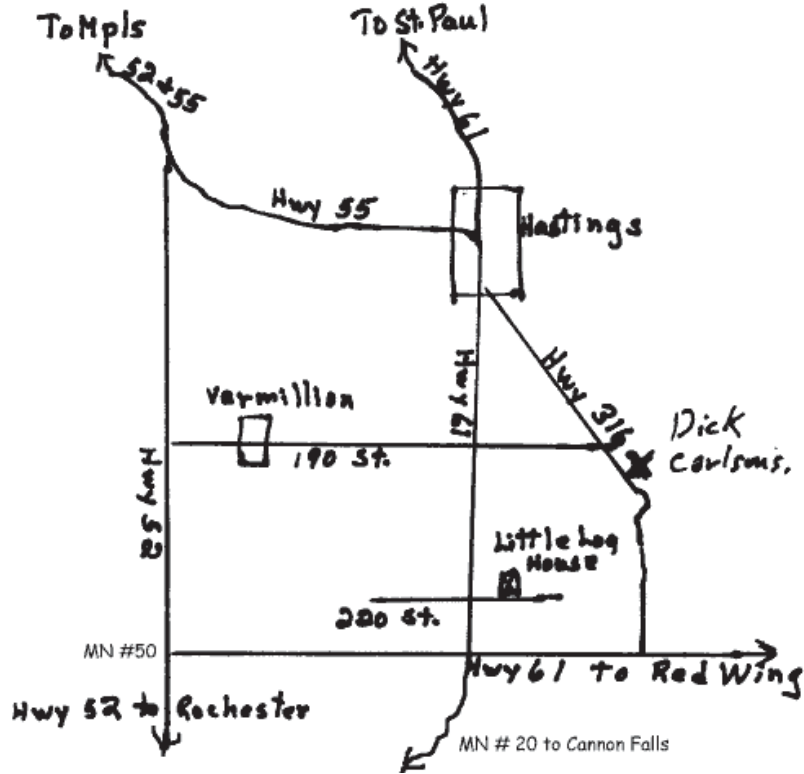
Send a check made out to “Guild of Metalsmiths” for \$120 or \$105 (book or no book) to:

Gordon Barr
11021 27th Ave
Burnsville, MN 55337

Opportunities for demonstrations this summer

- | | | |
|-------------------|---|-----------|
| * July 14-19 | Rice County Fair | Phelps |
| * July 24, 25, 26 | Little Log House Power Show, Hastings - | Carlson |
| * Aug. 7, 8, 9 | Almelund Threshing Show | Nordquist |
| * Aug. 7, 8, 9 | Rose City | Mariette |
| * Aug 7, 8, 9 | MN Trade Association (Murphy's Landing) | Sigurdson |
| * Aug. 8, 9 | Minnesota Zoo Farm- | Herman |
| * Aug. 21, 22, 23 | Nowthen Threshing Show- | Fredell |
| * Sept 5, 6, 7 | Dundas | Hanson |
| * Anytime | Murphys Landing | Sigurdson |

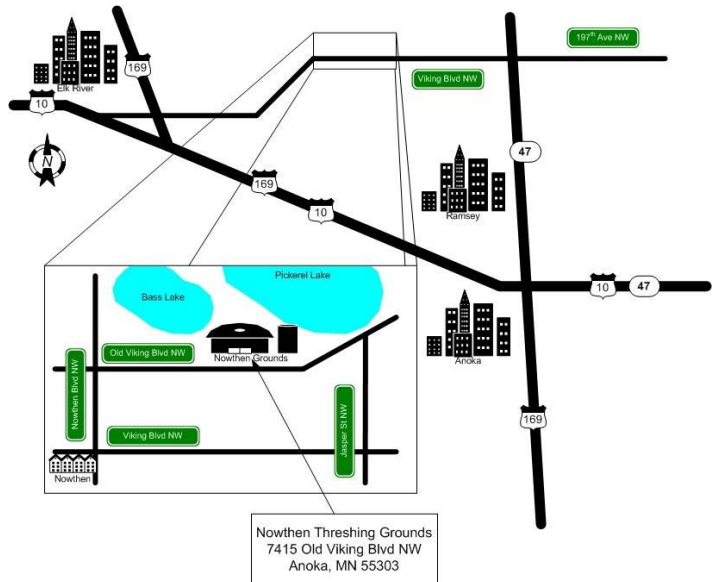
Little Log House-Hastings



Almelund



Nowthen



Goings on...

...a calendar of TGOM events at a glance

- All Education Committee meetings are the first Monday of each month.
- All Program Committee meetings are the third Wednesday of each month.



Events in July, 2009

- July 17, Guild board meeting, Hanson Conference Center, Eagan, MN.
- July 25 & 26, Little Log House Antique Power Show, Hastings, MN. Contact Dick Carlson for details.

Events in August, 2009

- Almelund Threshing Show, Aug. 7, 8, 9. Contact Carl Nordquist with questions, carlsanvil@centurytel.net
- MN Zoo Family Fest, Aug 8 & 9. Contact Rich Herman with questions.
- Guild membership meeting & corn feed, Aug. 12, Dan Pate's.
- Nowthen Threshing Show, Aug. 21, 22, 23. Contact Bob Fredell with questions, bfredell@msn.com

Events in September, 2009

- Rice County Gas & Steam Show, Sept. 5 & 6.
- Fall Conference (AKA The Madness), Sept. 18, 19, 20, Little Log House grounds, Hastings, MN
- Beginning Blacksmith Class A1, MN School of Horseshoeing, Anoka, Sept. 26

Our neighborhood of smiths

UMBA

Visit <http://www.umbaonline.org/events.html>

UMBA DVD-R library

125 different titles

\$5 each, \$2 shipping per order

Never return them to library - www.umbaonline.org

Badger Blacksmiths meetings

Our contact information is as follows:

President: Paul Branch

Newsletter editor: John

Grump

715-248-7788

715-835-0894

pbranch@frontiernet.net

johngrump@att.net

Lake Superior Metalsmiths

Lake Superior Metalsmiths (LSM) meet the fourth Saturday of the month at noon from October through April. The meetings are potluck at noon at Dave Hanson's house, 5873 Taft Road, Duluth, Minnesota, 218-721-4572.

Northern Minnesota Metalsmiths

The NMM meetings are the first Monday of the month, often, but not always, at Keith Johnson's shop in Bemidji. Contact Keith for monthly specifics at keith@greatriverforge.com. The Northern Minn. Metalsmith's website is www.nmmetalsmiths.org

NEW MEMBERS

Larry Wasmund
Cleveland MN

Bob Cohen
Wisconsin Rapids, WI

Justin Carlson
Minneapolis, MN

Cory Carlson
Minneapolis

Steve Tennant
Hudson, WI

Join The Guild of Metalsmiths

Send \$30 dues to the address below. Please circle if you want to be listed in our membership directory and/or check items you don't want listed.

The Guild of Metalsmiths
PO Box 11423
St. Paul MN 55111

List Me
in the directory
but don't list

Don't List Me
in the Directory

address - phones: home - work - fax - cell - email - web page
(mark items above you DO NOT want published)

Name: _____

Address: _____

City, State, Zip Code: _____

Company Name: _____

(optional items)

Home phone: _____ Work phone: _____

Fax: _____ Cell: _____

Email address _____ Web page: _____

Joining The Guild of Metalsmiths?

Please introduce yourself. Each month we welcome new members to the Guild and offer them a chance to tell us a bit about themselves. (who you are, your goals as a metalsmith, the services you provide, products you make, etc.) Whatever you want to share is fine. So, give us a statement of interests/services up to 254 characters long (letters and spaces). This statement is also printed in the member directory (optional).

The Guild of Metalsmiths on the web:

Visit our website at <http://www.metalsmith.org>

Looking for something? Try the search engine. On our main page, just below the index table, click on "Search this Site," and enter your query.

Join The Bellows, our email discussion forum. Information at:

<http://www.metalsmith.org/bb/TheBellows.htm>



PO Box 11423
St. Paul MN 55111

Address Service Requested

If your membership has expired, please send your \$30 membership dues to the above address.

July 2009

The Guild of Metalsmiths, St. Paul, MN, publishes the GoM Forum monthly. It is intended as a tool to further our educational mission, to keep members up to date on current happenings, to publicize projects and workshops, a place for all members to express their opinions, concerns, learn more about each other—in short, to help us run our organization.

For address change, or to submit comments, please mail to: The GoM Forum

Georgia Myers

413 W Dakota St

Lake City, MN 55041-1869

or e-mail to gldmyers@embarqmail.com

Guild educational grants

There is grant money available for Guild members to study intermediate and advanced metalworking techniques.

The Guild educational grant program is designed to bring new skills into the metalworking community. Participants are given money to pay for a portion of their expenses and are expected to learn some new or poorly understood skill, and then to share what they have learned with other members and the public through an article in our quarterly magazine, "The Metalsmith." They're also expected to lead a workshop on the topic (or other educational service approved by the board).

Application forms are available from the president or treasurer at a regular meeting, or by sending a self-addressed, stamped envelope to:

The Guild of Metalsmiths

PO Box 11423

St. Paul MN 55111