

# THE FORUM

A Monthly Publication of THE GUILD OF METALSMITHS

## APRIL 11 MEETING AT MISSISSIPPI WELDERS SUPPLY IN HUDSON, WI

The April meeting will be held at Mississippi Welders Supply in Hudson, WI on April 11th.

As they have in the past, the staff will be there to demonstrate the equipment and you will be able to make purchases if you so choose.

We will have the usual potluck - bring a dish to pass. We'll eat at 6:30.

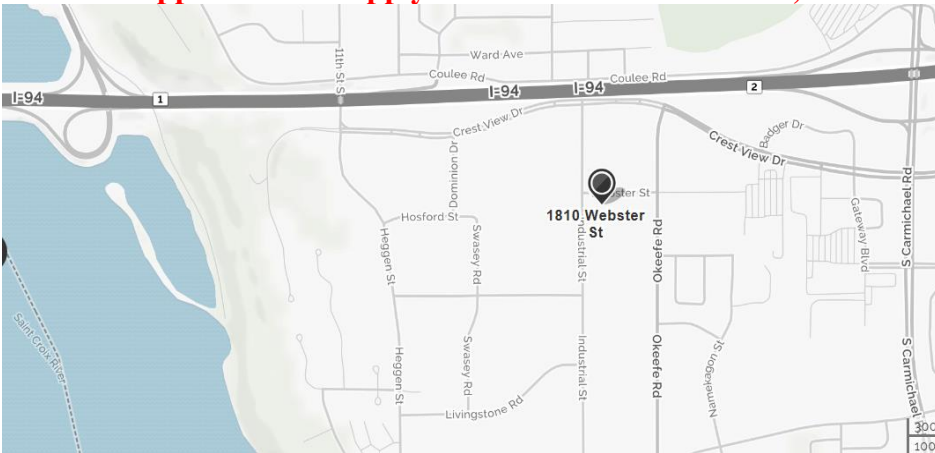
Parking is ample either in the lot, on the street or across the street at Fleet Farm.

Taya and Jesse Gavin won't be able to make this meeting, so we will be looking for some help dealing with the food and the tables and chairs.

**Directions:**

I-94 to exit #2,  
right on S. Carmichael Road,  
right on Crestview Drive,  
left on Industrial,  
left on Webster,  
right into lot.

**Mississippi Welders Supply: 1810 Webster St. Hudson, WI 54016**



## DEMO OPPORTUNITY @ MN ZOO

The MN Zoo has invited the Guild of Metalsmiths back to demonstrate this spring. They have asked if we could demonstrate the three weekends of April 14-15, 21-22, and 28-29 during their **Farm Babies** event. This has been a popular demonstration venue in the past and we are happy to be returning. Given that the demonstrations occur over the course of three weekends, we will need to coordinate our efforts to make sure we all don't show up on one day or leave a day / weekend completely uncovered. If you could please contact me and let me know your interest and the dates you can commit to it would be very helpful. If you are able or willing to take the lead on one of the three weekends that would be helpful also. Please contact me, Rick Wessling at [rgwessling@gmail.com](mailto:rgwessling@gmail.com). Looking forward to a great time at the Zoo!

**NEWS BITES:**

**UPCOMING:** The June meeting is scheduled to be at Mike Alm's place in Hastings! More details in future issues.

**DEMO OPPORTUNITY:** The Jackson Street Roundhouse will be open Wednesdays and Saturdays 10 – 4 for the winter, until May. We now have a second forge setup **INSIDE**. People that would like to work in the blacksmith shop these days are welcome to drop by. You can enter through the back gate. Any questions, call Gordon Barr 612-242-5827

**FOR SALE:** Carol Adams has a 250 pound Little Giant Power Hammer for sale. YouTube link to a 3-minute video, courtesy of Pete Stanaitis: <https://youtu.be/hZgcv2bBgtg>

**FALL CONFERENCE CONTEST: CHEESE CUTTER**

If you wish to compete, make a Cheese Cutter to donate to the Guild's Saturday auction at the Fall Conference. 1st place - \$100, 2nd - \$60, and 3rd - \$40... but more importantly you get bragging rights for the year! Winners are determined by how much money they earn in the auction. You can use any metal working technique you want; the only restriction is the finished piece has to serve as a cheese cutter.

Note: the Nowthen weekend event led by Richard Herman will focus on the theme of Cheese Cutters (see page 4), so start coming up with ideas and get to your forge!

**IF THE FORUM LOOKS DIFFERENT THIS MONTH...**

that's because **Peter Bettenberg** (TGoM Communications/Publicity Chairperson) served as the guest editor for this issue. Georgia will be back next month!

## GUILLOTINE-MAKING CLASS

**Saturday, March 10, 2018,**  
**Location: Larry Wasmund's shop, Cleveland MN**  
**Cost: \$110 per student**  
**Instructors: Larry Wasmund and others**  
**Maximum students: 7; minimum students: 4**

Students in this class will construct a guillotine style tool for fullering opposing faces of a piece of stock. The final design is still in the works and will be shown on the website and in the February and March Forums. The project will use little or no forging and will involve drilling, tapping and welding.

**Tools and Equipment:** All equipment will be provided  
**Safety Equipment:** Cotton Clothing, Gloves, Hearing protection, safety Glasses.  
**Lunch:** Bring a bag lunch or travel to Cleveland.

To register for this class, send a check for \$110 made out to "Guild of Metalsmiths" and your contact info to:

Larry Wasmund  
28275 464<sup>th</sup> Street  
Cleveland MN. 56017

**Acceptance for this class will be prioritized by postmark.**

## BOLT JAW TONGS CLASS – 3/4" or 1 1/4"

**Saturday, March 17, Start 8 am, end 5:00 pm**  
**MN School of Horseshoeing**  
**Cost: \$75 per student**  
**Max 8 students, minimum 5 students**  
**Instructor: Dave Gavin**

Class to teach the process of making Bolt Jaw Tongs. Using 1/2" x 3/4" stock to hold 1 1/4" square or round stock. There will be substantial amounts of drawing out the reins by hand. This is the tong size required to hold the parent material for making one of the anvil blocks (see photo). The anvil blocks will be taught in a future intermediate level class. Alternatively – the student might choose to make a 3/4" Bolt Jaw Tongs – this size of tongs is used in the intermediate level class to make the slot punches.

**Required tools:** leg vise, hand files, hot cut, hammers, round hole punch, 1.5" round mandrel, grinder w/ grinder wheel, cut off & sanding wheels, & other favorite tools.  
**Optional tools** (bring if you have them): touch mark, 3/8" rivet tools, anvil block – flat, set hammers, striking hammer.  
**Lunch:** bring your own or go out.  
**Safety Equipment:** cotton clothing, gloves, hearing protection, safety glasses, leather shoes/boots

To register for this class, send a check for \$75 made to "Guild of Metalsmiths" and your contact info to:

Jesse Gavin  
N8214 330th street  
Spring Valley WI 54767

Call Jesse with questions at: 715-808-5891

**Acceptance for this class will be prioritized by postmark.**

## TOOL BOX CLASS

**March 24-25, Start time 9:00am both days**  
**MN School of Horseshoeing**  
**Cost: \$100 per student**  
**Max students 8, Min students 6**  
**Instructors:** Tom Sanders 507-822-2792  
[thomsanders51@gmail.com](mailto:thomsanders51@gmail.com)  
Martin Pansch 612-599-4762  
[blacksmithingyeti@gmail.com](mailto:blacksmithingyeti@gmail.com)

This class will focus on the hardware needed to equip a wooden tool box. Parts include hinges, bale handles with plates and cotter pins, a hasp and staple and, of course, nails. The first day students will concentrate on making welded butterfly hinges and hasps. The second day students will be taken through forging bale handles, plates, cotter pins and nails. Solid intermediate level skills needed. Students should be familiar with forge welding, have good hammer control and be able to control where they spread their steel. Demonstration will be for basic functional hardware designs but students may choose to more decorative styles as their abilities and tolerance for risk allow.

**Required Tools:** Your favorite blacksmithing hammer, tongs for handling 1/8" flat stock, 1/2", 3/8", an 1/4" square and round stock, a selection of files (a 1/4" to 1/2" square bastard is handy), about 1/2" wide cold chisel, 3/16" round or square punch, hacksaw, wire brush, and any other tools you think might be useful.

**Other Equipment:** Flux, drifts, nail headers, and hinge bending jigs will be provided.

**Safety Equipment:** safety glasses & ear plugs are mandatory. Other safety equipment may include: gloves, leather apron, cotton clothing, and leather shoes.

**Lunch:** Either bring a bag lunch with you or money to dine at some of the fine eating establishments in the area.

To register for this class, send a check for \$100 made out to "Guild of Metalsmiths" and your contact info to:

Martin Pansch  
201 Nevada Street  
Northfield, MN 55057

Contact Martin with questions at: (612) 599-4762 or

[blacksmithingyeti@gmail.com](mailto:blacksmithingyeti@gmail.com)

**Acceptance for class will be prioritized by postmark.**

## STRUCK TOOLS WORKSHOP

Saturday, March 31, 9:00 am to 4:30 pm

MN School of Horseshoeing

Cost: \$60

Class size: 8 max, 5 minimum

Instructor: Jim Scott

Prepare a punch, a slitting chisel and a drift using approximately 5/8 inch round stock. We will fabricate normal length (6 to 8 inches) hand held tools without handles, and heat treat using oil. We will have trainers who offer all kinds of help including striking. Material used will be GM automotive coil spring stock, presumed to be 5160 alloy.

Students should have completed the Beginning Blacksmithing course or have suitable background experience.

This workshop is a valuable opportunity for practical hands-on training in the preparation and restoration of tools. Blacksmiths need basic comfort with techniques used when restoring and heat treating tools. We will focus on the use of color and on the use of oil to determine grain size, hardness and temper.

*This class comes highly recommended by previous participants! Don't miss this opportunity to learn about heat treating from the experts and walk out with useful tools!*

**Required Tools:** your pet forging hammer, a second hammer for striking tools, hearing and eye protection and proper clothing, tongs if you have them. A variety of Guild hammers will be available for your trial.

**Lunch:** I'll bring some rolls, we will offer coffee. Lunch is brown bag or local lunch counters.

Background study materials will be forwarded after registration.

To register for this class, simply forward your interest, and send a check for \$60 made out to "Guild of Metalsmiths" and your complete contact info to:

Herb Fick  
519 East Eighth Street  
Northfield, MN 55057-2508  
Questions? Contact Herb: [herb@phyque.com](mailto:herb@phyque.com)  
507-663-0569 507-649-1611 (cell)

**Acceptance priority for this class is determined by postmark.**

## WIRE INLAY CLASS

Saturday, April 14, 9:00 am

Jackson Street Roundhouse

Cost: \$55 (\$65 for non-guild)

Class size: 8 max, 4 minimum

Instructor: Martin Pansch 612-599-4762  
[blacksmithingyeti@gmail.com](mailto:blacksmithingyeti@gmail.com)  
Stephen Olivo 763-639-3748  
[licronc@gmail.com](mailto:licronc@gmail.com)

The class will focus on wire inlay into mild steel. This is a technique that can be used to add decorative elements to many of your projects. Students will chase grooves in the metal and then chase the bottoms of the grooves square. The two corners thus created will be chased to form an undercut channel. The upper edges of the channels will be chased and filed to create grooves of even width. Copper wire will be planished into the grooves so that the softer metal forms to fit the undercut and it locked in place. Surfaces will then be filed smooth leaving a pattern to show the differ color of the metals. Copper wire will be provided to practice inlay on flat pieces that can be held firmly in a vise.

This class will concentrate on the basics of the straight lines, curved lines, and dots. We'll cover both wire that is filed flush with the surface of the steel and left as a raised bead.

**Required Equipment:** A basic set of small chisels will be provided for students for use in the class. Those over achievers who want to make their own prior to class can request detailed descriptions of the needed tools. Students will also need a light, soft face hammer for striking tools.

This hammer should be light enough that thousands of blows will not be tiring. A cheap Chinese ball peen will likely need no softening. Additional tools include: A mill file, a hack saw, sand paper, sharpening stones (a diamond lap plate works well), paper, pencil, Sharpie™. Students may consider bringing a supplemental light source or other visual enhancement aids as needed.

**Safety Equipment** – safety glasses & ear plugs mandatory.

**Lunch Arrangements:** Either bring a bag lunch with you or money for the fine dining establishments in the area.

To register for this class, simply forward your interest, a send a check for \$55 made out to "Guild of Metalsmiths" and your complete contact info to:

Martin Pansch  
201 Nevada Street  
Northfield, MN 55057  
(612) 599-4762  
[blacksmithingyeti@gmail.com](mailto:blacksmithingyeti@gmail.com)

**Acceptance priority for this class is determined by postmark.**



## WHEAT STALKS CLASS

**Saturday, April 14, 9:00 am**

**Gavin's N6768 720<sup>th</sup> Street, Beldenville, WI**

**Cost: \$65**

**Class size: 8 max, 5 minimum**

**Instructor: Dave Gavin**

Learn to make wheat stalks w/leaves as elements of a sculpture (see photo) full sculpture can be completed depending on time.

**Required tools:** gas forge, anvil, leg vise, hand files, scrolling tongs, tongs to hold 1/8" – 3/8" round stock and 1/8" flat stock, forging hammers, small sharp cross peen hammer, grinder w/ grinder wheel, cut off wheel and sanding wheels, wire brush, brass brush, veining tool for leaves,

diverging 'V' tool, needle nose pliers or vise grip 6LN, hand held torch (oxy propane or acetylene) & other favorite tools.

**Optional tools** (bring if you have them): touch mark

**Safety Equipment:** cotton clothing, gloves, hearing protection, safety glasses, leather boots, gas welding goggles

**Lunch:** bring your own or go to town ~4 miles away.

To register for this class, send a check for \$65 made to "Guild of Metalsmiths" and your contact info to:

Jesse Gavin

N8214 330th street

Spring Valley WI 54767

Call Jesse with questions at: 715-808-5891

**Acceptance for this class will be prioritized by postmark.**



## TGOM Spring 2018 Hammer-In

**June 15, 16, 17 at Nowthen Blacksmith Shop**

**Date/Time: Friday, June 15: 7:30-11:00pm**

**Saturday, June 16: All Day**

**Sunday, June 17: 8am till 4:00 pm**

Who cut the cheese??? Well, find out at the annual Spring Hammer-in at the Nowthen Historical Power Association Blacksmith Shop where we will focus our efforts on the Fall Conference contest: cheese slicers. Come and hang out with a bunch of your friends, make new friends, and share/learn some new skills.

- Camping on-site is available Friday & Saturday night on primitive sites - port-a-potties on site
- Five forges are open for use
- Coal will be provided
- Beginners welcome

Bring your own tools if you have them. Some limited steel stock is available, but if you need specific sizes feel free to bring your own steel, scrap pieces ok.

This year we will have some demonstrations and discussions of cheese slicers in preparation for the contest at this year's Madness (Fall Conference.) Questions about how to design or build a cheese slicer? What are the different kinds of slicers (I have identified at least 9 types)? This event will hopefully help you to come up with your own design for the Fall Conference contest and help you learn how to make it.

If you have some skills in the creation of a cheese slicer and would like to demo, please contact: Rich Herman at 651-322-1623 or at [richherman651@gmail.com](mailto:richherman651@gmail.com) (for those paying attention, yes – I changed my email address again).

There is no charge to participate in this event. The Nowthen Power Show grounds are located at 7415 Old Viking Blvd, Nowthen, MN.

Additional details will be provided next month.



*Note: The information below is provided as a service for TGoM members. Members may submit items for sale and upcoming events that are considered relevant to our group, and they will be published as space permits. The Guild of Metalsmiths is not responsible for these items or events.*

## TUNNEL MILL CRAFTS: 2018 Classes

*We are located in southern Minnesota. Tunnel Mill was an old water-powered mill. Built in 1869. Retired in the late 1920's. Located on Bear Creek north of Spring Valley, MN. Wooded 50 acres with a stream that runs through it. Now, it's a place for crafts people and friends to congregate, relax and learn some of our forgotten crafts.*

Check out our website for more information: [www.tunnelmillcrafts.com](http://www.tunnelmillcrafts.com)  
Contact us for more information: [jc-adams@msn.com](mailto:jc-adams@msn.com) or 507-289-4189.  
Hosted by Carol Adams

### **Bench Vise, Part 2, Tom Latane', May 4, 5, 6, 2018**

Students continue work on a bench vise with three-inch-wide jaws.

### **Peter Ross will teach two 3-day classes:**

May 14, 15, 16, 2018 -Tools

This first session will cover hand tools, such as socket chisels, draw knives or other hand tools, May 18, 19, 21, 2018- Hinges

This second session will concentrate on hinges.



### **Master of Repousse and Chasing, Douglas Pryor, June 1, 2, 3, 2018:**

In this 3 day workshop we'll be exploring the plasticity of sheet metal (copper and steel) through material appropriation using raising and chasing.

### **Make Damascus, Ric Furrer, August 17, 18, and 19, 2018 (tentative date):**

Ric Furrer will return to show us more Damascus. We have and will continue using the \$500# Little Giant Hammer.. Check out Ric Furrer at <http://www.doorcountyforgeworks.com/>

### **Hack Saw Class, Tom Latane', October 12, 13 & 14, 2018**

Students will construct a hacksaw based on seventeenth century examples.

Registration details at: <http://www.tunnelmillcrafts.com/> Email [jc-adams@msn.com](mailto:jc-adams@msn.com), or call 507-289-4189, Carol Adams.

## SANDY LAKE FORGE presents Tom Latane', Jeff Harper, and KJ Groven **SUMMER CLASSES!**

The courses will be offered at Sandy Lake Forge on Raspberry Island (12 miles north of McGregor, Minnesota). Pontoon ride to and from the island for all participants, and guest cabin housing on the island or tent space is offered to those from out of the area at no cost on a first-come first-served basis – bring your own bedding. Meals are catered. Class size is limited. More details to come! Contact Gary Hill at: [218-851-6085](tel:218-851-6085) or [hillx001@umn.edu](mailto:hillx001@umn.edu) for more details or questions.

### **TOM LATANE': DOOR KNOCKER SCROLL MAY 22-24**

Students will learn a number of decorative techniques to apply to a basic scroll shaped door knocker. They will forge a snub end scroll at the lower end of the stock above which will be hot chased a bead. This bead will be divided into rope segments cold, after the scroll has been given its final shape. In the center of the bar will be forged and filed a lamb's tongue profile. There will be a demonstration of cold chasing a leaf in this mass. The upper half of the bar will be chased with ribs on the front below and the back above, so that they appear continuous when the scroll is rolled.

There will be a boss forged against which the knocker will strike and a clevis hinge, half of which will be mortised through the upper scroll. A single escutcheon may be forged for the knocker or separate escutcheons for the boss and hinge elements.

Depending on the proficiency of the student it may be necessary to choose between chasing the leaf or forging the hinge or boss.



**JEFF HARPER: A BEGINNER'S CLASS IN FORGING PATTERN WELDED STEEL BILLETS ("DAMASCUS")**

**JUNE 2-3**

This 2-day introductory class will take you through the basics of pattern welded/damascus steel to make either a blade or small tool. On the first day, using high carbon steel, we will focus on material preparation and forge welding a small billet by hand. Our following larger billets will be done with the help of the power hammer. Pattern manipulations such as random and twist will be followed by raindrop and ladder as student proficiency allows. In the evening we will go into forge welding billets of steel cable and chain. Day two will consist of shaping, polishing, heat treatment, and etching. We will also be continuing work begun the previous day.

Students will go home with a couple billets of their own creation to use in other courses and projects, as well as the knowledge to make more.

**KJ GROVEN: TRADITIONAL NORWEGIAN KNIFE AND SHEATH**

**JUNE 15-17**

Acclaimed Norwegian knife-maker Kjetil Groven will be teaching a 3-day class, forging traditional Norwegian 3-layer knife blades. You will heat-treat and grind the blades, then set them in a wood handle that you will shape and stain. If time allows, you will make a traditional leather sheath; if not, Kjetil will demonstrate all the steps so that students can finish the sheath on their own, if desired. (Last year everyone made several blades, one or two handles and a sheath, but it required working into the evening hours).



## Join The Guild of Metalsmiths

Send \$30 dues to the address below. Please circle if you want to be listed in our membership directory and/or check items you don't want listed.

The Guild of Metalsmiths  
PO Box 11423  
St. Paul MN 55111

**Don't List Me**  
in the directory

**List Me**  
in the Directory but don't list:  
(circle items below you *DO NOT* want published)  
address - phones: home / work / fax / cell - email - web page

Name: \_\_\_\_\_

Email address: \_\_\_\_\_

Address: \_\_\_\_\_

City, State, Zip Code: \_\_\_\_\_

Primary phone: \_\_\_\_\_ Secondary phone: \_\_\_\_\_

All memberships are family memberships. Persons of all ages, professionals and hobbyists, are invited to join. We do not sell our mailing list.

# Goings on... A calendar of TGoM events at a glance

All membership meetings are the second Wednesday of February, April, June, August, and October. Date for December will be announced. For these meetings a potluck meal begins at 6:30pm and the business meeting begins at 7, with a demonstration or activity starting around 8 (times approximate).

Education Comm. meets first Wednesday of each month. Contact Larry Wasmund, chair: [poundedtreasures@gmail.com](mailto:poundedtreasures@gmail.com)

Program Comm. meets third Thursday of each month – 7pm. Mark Lockwood is chair: [mark.lockwood@daikinapplied.com](mailto:mark.lockwood@daikinapplied.com)

All board meetings are the second Wednesday of January, March, May, July, September, and November. Potluck meal begins at 6:30, with meeting starting at 7pm.

## Events in March 2018

- 3/10, Guillotine-Making Class, Cleveland, MN (Wasmund)
- 3/17, Bolt Jaw Tongs Class, MN School of Horseshoeing
- 3/24-25, Tool Box Class, MN School of Horseshoeing
- 3/31, Struck Tools Workshop, MN School of Horseshoeing

## Events in April 2018

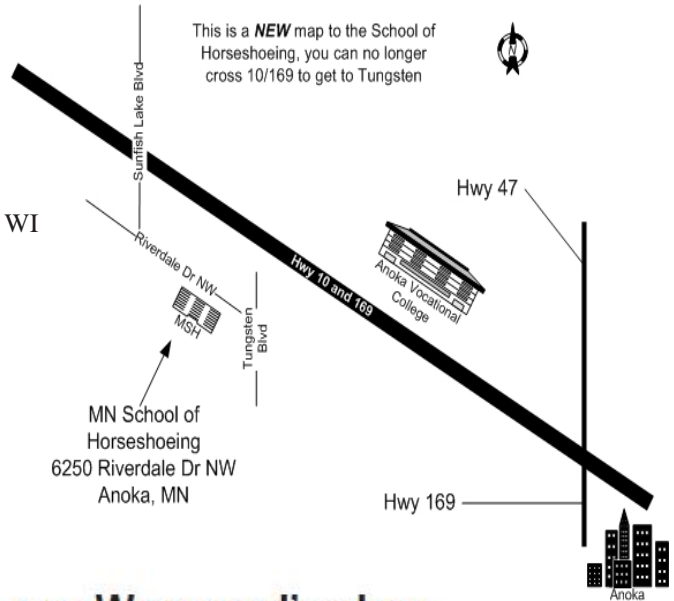
- 4/11, Guild membership meeting, Mississippi Welders, Hudson, WI
- 4/14, Wheat Stalks Class, Beldenville, WI (Gavin)
- 4/14, Wire Inlay Class, Jackson Street Roundhouse
- 4/14-15, 21-22. 28-29, MN Zoo Demonstrations

## Events in May 2018

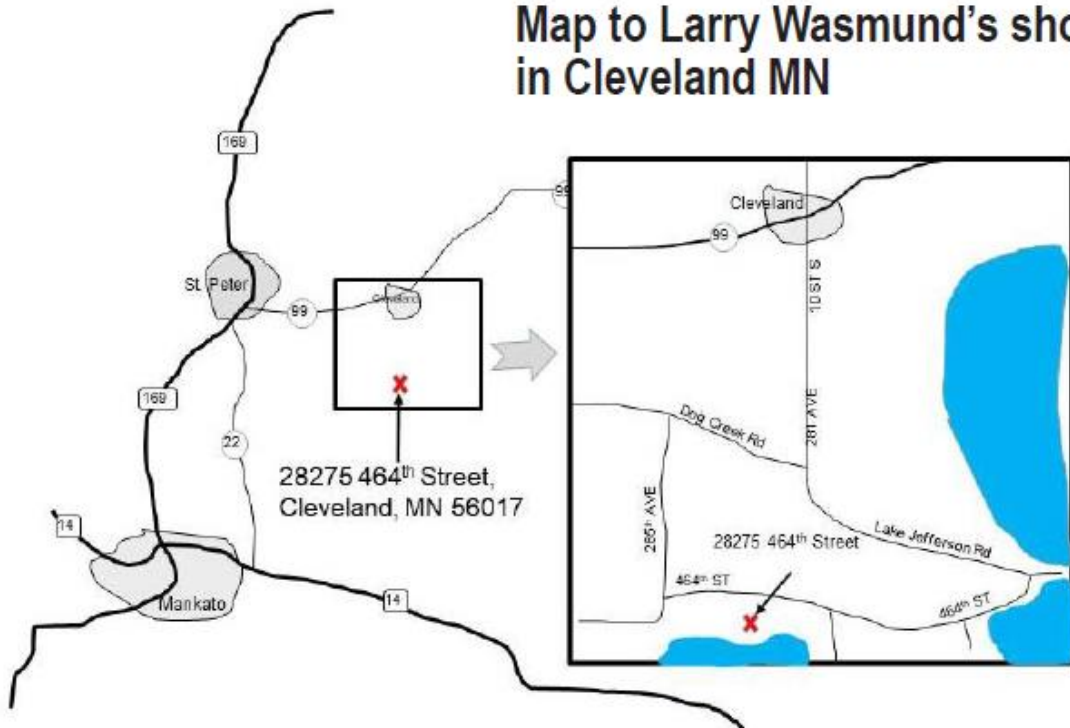
Joinery Fundamentals, originally 5/19-20 now POSTPONED

## Events in June 2018

6/15-17, Spring Hammer-In, Nowthen, MN



## Map to Larry Wasmund's shop in Cleveland MN



Note: Map not to scale.

# Our neighborhood of smiths

## The Guild of Metalsmiths (TGoM)

All membership meetings are the second Wednesday of February, April, June, August, and October, except December. For these meetings a potluck meal begins at 6:30 pm and the business meeting begins at 7, with a demonstration or activity starting around 8 (times approximate). To check your membership expiration date, see the mailing label on your latest copy of "Metalsmith."

President: Martin Pansch, 612-599-4762

[blacksmithingyeti@gmail.com](mailto:blacksmithingyeti@gmail.com)

Vice-President: Paul Widenhoefer

[pwidenhoefer@gmail.com](mailto:pwidenhoefer@gmail.com)

Our website is: <http://www.metalsmith.org>

## Badger Blacksmiths meetings

Our contact information is as follows:

President: Don Hogenson, 715-265-4701

Newsletter editor: John Grump, 715-835-0894

[johngrump@att.net](mailto:johngrump@att.net)

## Lake Superior Metalsmiths

Lake Superior Metalsmiths (LSM) meet the fourth Saturday of the month. Potluck at noon with meeting to follow. Contacts are:

Charley Brown, President, 218-428-7906

[CharleyRB@charter.net](mailto:CharleyRB@charter.net)

Dave Hanson, Vice-President, 218-721-4572

[duluthblacksmith@yahoo.com](mailto:duluthblacksmith@yahoo.com)

## Northern Minnesota Metalsmiths

The NMM meets the first Monday of the month at Lake Itasca Region Pioneer Farmers (LIRPF) show grounds, 1/4 mile east of the north entrance to Itasca State Park.

Contact Keith Johnson for monthly specifics at [keith@greatriverforge.com](mailto:keith@greatriverforge.com). The NMM's website is [www.nmmetalsmiths.org](http://www.nmmetalsmiths.org)

## Central Minnesota Blacksmiths (CMB)

Meet on the first Monday of each month. Potluck followed by demo. Locations are different every month so please call or write for info

President: Ken Zitur, 320-746-8161 [mail@kensiron.com](mailto:mail@kensiron.com)

Brian Johnson, 320-558-6898

## Chicago Avenue Fire Arts Center (CAFAC)

Quarterly blacksmithing classes, exhibits, and open house events [www.cafac.org](http://www.cafac.org) email: [info@cafac.org](mailto:info@cafac.org)

## Tunnel Mill Crafts

Blacksmith shop, traditional iron work, classes  
4505 Highway 63 North, Rochester, MN 55906  
507 289-4189 or 507 289-5246

Carol Adams [jc-adams@msn.com](mailto:jc-adams@msn.com)

<http://www.tunnelmillcrafts.com/>



**The ABANA  
2018 Conference  
will be held in  
Richmond, Virginia  
at the  
Meadow Event Park  
Wed Jun 27 - Sat 30 Jun, 2018**

Visit [www.abana.org](http://www.abana.org) for more information.

## Electronic Forum

If you have not been receiving an email notification that The Forum is available, please verify that we have your correct email address. Contact Gordon Barr at [agbarr@aol.com](mailto:agbarr@aol.com)



# THE GUILD OF METALSMITHS, Board of Directors – Jan. 10th, 2018

Held At: Danish American Center, 3030 West River Parkway, Minneapolis

Call to Order: 7:15PM by Martin Pansch

Members in attendance: Barr, Bettenberg, Dodge, Pansch, Philips, Sheely, Wasmund, Widenhofer

Missing: Gavin, Lockwood, Carlson

Approval of previous meeting's minutes: Motion to accept by Philips, second by Barr - Motion passes.

## COMMITTEE REPORTS:

### Treasurer Report: Grace Sheely

Cash Assets	Nov-17	Dec-17
<b>Sub-Total</b>	\$75,197.48	\$74,777.02
Reserved for Education Grants	\$5,468.79	\$5,468.79
<b>Total Cash Assets</b>	<b>\$69,728.69</b>	<b>\$69,308.23</b>

Sheely suggested put \$40K of funds into a separate, interest earning account that would require 2 officers to withdraw. Also wants to get someone knowledgeable to double check how we are currently handling sales and use tax on coal.

### Membership Services Committee: Chair Barr.

List migration to Neon CRM. Ryan currently moving. New ETA for Neon to be stood up is unknown. Gordon currently unable to sign in. Questions still to be worked out on how dues paid by check will be recorded on the new system.

### Education Committee report: Chair -Wasmund, Vice Chair- Bryan Carlson

Beginner classes are not all filling the 2<sup>nd</sup> and 3<sup>rd</sup> phases. Beginner classes to restructure to a 3-day beginner class next year to reduce confusion with separate one-day "project" classes. Suggested offering student willing to do a Metalsmith write up on a class credit towards taking a future class. Asprey class students meeting again to further map out the intermediate classes.

### Program Committee: Chair-Lockwood, Vice Chair- Derrick Phillips

February meeting – CAFAC – Jim Ricci Champion

April meeting – Mississippi Welders Supply in Hudson

Fall Conference – Lyle Wynn all but locked in for demo and pre-conference class. Other demonstrator TBD.

### Communications Committee: Chair-Bettenberg, Vice Chair- Vacant

Survey Results were reviewed and discussed. September Metalsmith received. December Metalsmith 50% completed.

Discussed recruiting "reporters" for the Metalsmith. Possibly rerunning old Metalsmith articles as they become topical again.

Comm Committee to have meeting. Kim Maas asked on her interest in the Guild greeting/sympathy card project.

## UNFINISHED BUSINESS:

Status of long range future with Little Log House. Steve Bauer seems interested in continuing association with Guild based on intel of current building projects.

Discussion of Guild positions that need to be filled: Treasurer, Program committee chair, president, Guild postman.

Discussion of breaking sub-parts of treasurer job off.

Chairs and trailer. A few new tables might be needed. Suggestion to retire old chairs with new folding chairs. Preference to get all matching chairs to stack and transport better. Larry to get estimates on trade in of existing trailer and cost of new one with drop door/ramp.

School of Horseshoeing back coal debt has been paid off.

## NEW BUSINESS:

Committee chairs given guidelines on committee discretionary budgets for 2018

ADJOURNMENT: 9:50PM



## The Guild of Metalsmiths on the web

Visit our website at <http://www.metalsmith.org>

Looking for something? Try the search engine. On our home page, at the top of the right sidebar, enter your query and click on “Search.”

### Address Service Requested

### Forum deadline for April issue is Monday, March, 19, 2018.

The deadline for content in The Forum is usually the third Monday of the month. Please send items to Georgia Myers, editor, by email to: [gldmyers@embarqmail.com](mailto:gldmyers@embarqmail.com)

**March 2018**

---

---

### Your membership expiration date will show on the address label of your quarterly Metalsmith magazine.

### TGoM now accepts Paypal and most major credit cards

This should make it more convenient for members to pay their dues. Paper checks are still accepted as well.

---

The Guild of Metalsmiths, St. Paul, MN, publishes TGoM Forum monthly. It is intended as a tool to further our educational mission, to keep members up to date on current happenings, to publicize projects and workshops, a place for all members to express their opinions, concerns, learn more about each other—in short, to help us run our organization.

---

Information in this publication is provided as a service for our members. Members may submit items for sale and upcoming events that are considered relevant to our group, and they will be published as space permits. The Guild of Metalsmiths is not responsible for these items or events.

### Guild Educational Grants

There is grant money available for Guild members to study intermediate and advanced metalworking techniques.

The Guild educational grant program is designed to bring new skills into the metalworking community. Participants are given money to pay for a portion of their expenses and are expected to learn some new or poorly understood skill, and then to share what they have learned with other members and the public through an article in our **quarterly magazine, “The Metalsmith.”** They’re also

expected to lead a workshop on the topic (or other educational service approved by the board).

Application forms are available from the president or treasurer at a regular meeting, or by sending a self-addressed, stamped envelope to:

The Guild of Metalsmiths  
PO Box 11423  
St. Paul MN 55111