

# The Forum

May 2018



Vol. 20, No. 5

## June Guild meeting set for Wednesday, June 13...it's a festival!

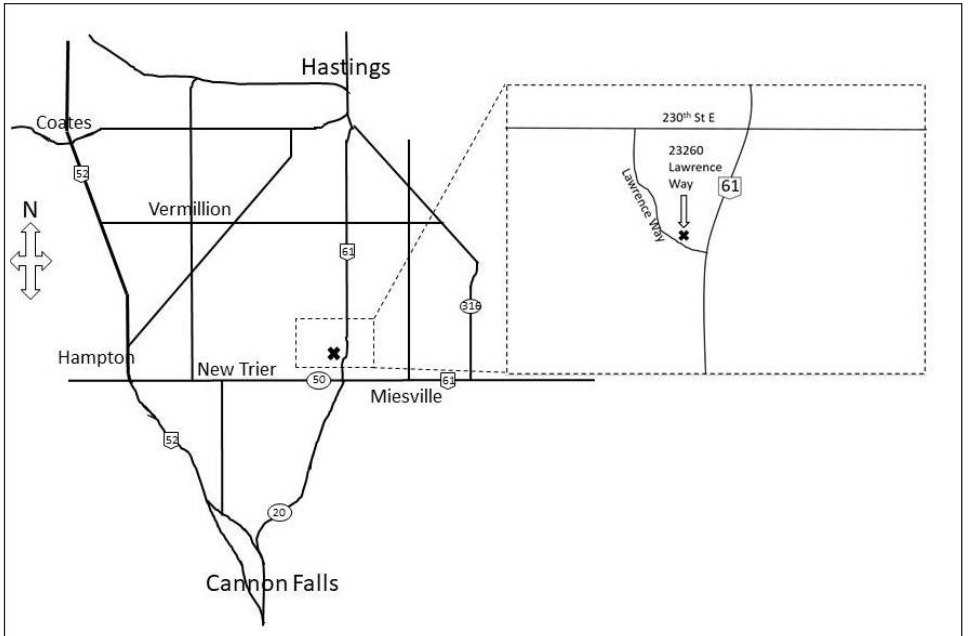
On Wednesday, June 13 Guild members and their families will meet at the home of Mike Alm, 23260 Lawrence Way, Hastings, MN. Mike encourages everyone to plan on spending at least the day but he also welcomes campers, tailgaters, anyone with a forge who wants to demonstrate their craft, cook something up on the "barby"—basically plan on a party! Maybe, if we're lucky, Cliff Larsen will make us some beignets!

Mike's place will be open all day. Current plans for demonstrations include Pete Stanaitis showing how to create a jeweler's saw, and Dick Carlson with Mike Alm demonstrating a simple hammer. Material for hammers will be available, and you may punch an eye into your simple hammer right there and take it home with you.

The usual evening potluck will begin at 6:30 pm, followed by a business meeting. Be sure to bring your show and tell items too.

If you have questions, contact meeting champion John McDonald at 651-437-5347.

Map to Mike Alm's place

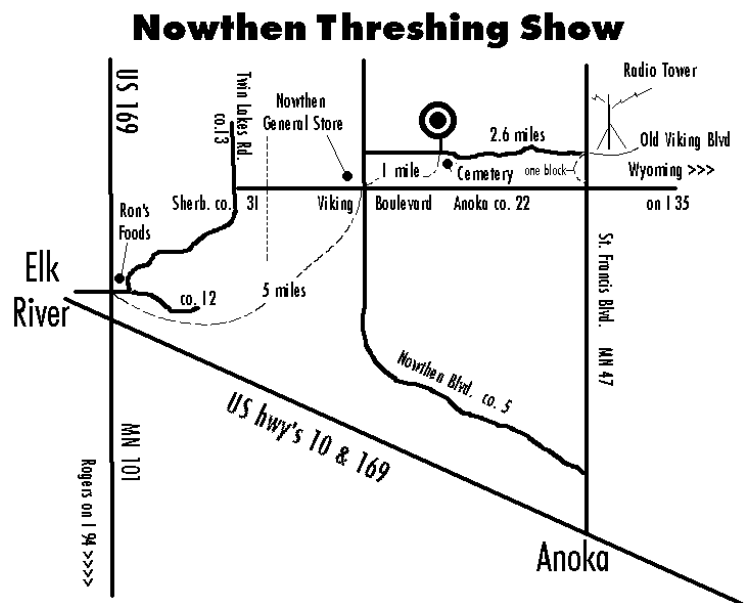


## Start your cheese slicer here: TGoM Spring 2018 Hammer-In June 15, 16, 17 at Nowthen Threshing Show grounds

Have you heard about the "grate cheese" event being planned at the annual Spring Hammer-in at the Nowthen Historical Power Association Blacksmith Shop. Come and hang out with a bunch of old friends, new friends, and some cheese heads to share/learn some new skills. Get started on your cheese slicer to enter in the Fall Conference contest September 14, 15, and 16. Prizes will be given to the top 3 as part of the annual auction.

We have a few demos in the planning stages but we are looking to have more. Cheese slicer-related demos would be wonderful, but if you have any other really cool tips or techniques you are anxious to share, they would also be welcome. Please call Rich Herman at 651-322-1623 or email at [richherman651@gmail.com](mailto:richherman651@gmail.com) if you would like to demo or have any questions.

- Plans for the event:**
- Camping on-site is available Friday night and Saturday night on primitive sites
  - Five forges are open for use
  - Coal will be provided
  - Beginners welcome
  - Port-a-potties on site
  - Bring any cheese slicers you have made to show



There is no charge to participate in this event. The Nowthen Power Show grounds are located at 7415 Old Viking Blvd, Nowthen, MN. Time/Date: 7:30-11:00pm on the evening of Friday, June 15, then June 16 and June 17 from 8am till 4:00 pm at Nowthen Blacksmith Shop.

## Our neighborhood of smiths

### The Guild of Metalsmiths (TGoM)

All membership meetings are the second Wednesday of February, April, June, August, and October, except December. For these meetings a potluck meal begins at 6:30 pm and the business meeting begins at 7, with a demonstration or activity starting around 8 (times approximate). To check your membership expiration date, see the mailing label on your latest copy of "Metalsmith."

President: Martin Pansch Vice-President: Rick Wessling  
[blacksmithingyeti@gmail.com](mailto:blacksmithingyeti@gmail.com) [rgwessling@gmail.com](mailto:rgwessling@gmail.com)  
612-599-4762 612-875-4420

Our website is: <http://www.metalsmith.org>

---

### Badger Blacksmiths meetings

Our contact information is as follows:

President: Don Hogenson Newsletter editor: John Grump  
715-265-4701 715-835-0894  
[johngrump@att.net](mailto:johngrump@att.net)

---

### Lake Superior Metalsmiths

Lake Superior Metalsmiths (LSM) meet the fourth Saturday of the month. Potluck at noon with meeting to follow.

#### Contacts are:

Charley Brown, President, [CharleyRB@charter.net](mailto:CharleyRB@charter.net), 218-428-7906  
Dave Hanson, VP, [duluthblacksmith@yahoo.com](mailto:duluthblacksmith@yahoo.com) 218-391-4466

---

### Northern Minnesota Metalsmiths

The NMM meets the first Monday of the month at Lake Itasca Region Pioneer Farmers (LIRPF) show grounds, 1/4 mile east of the north entrance to Itasca State Park.

Contact Keith Johnson for monthly specifics at [keith@greatriverforge.com](mailto:keith@greatriverforge.com). The NMM's website is [www.nmmetalsmiths.org](http://www.nmmetalsmiths.org)

---

### Central Minnesota Blacksmiths (CMB)

Meet on the first Monday of each month. Potluck followed by demo. Locations are different every month so please call or write for info

**President: Ken Zitur** **Brian Johnson**  
320-746-8161 16777 Co Rd 75 NW  
[mail@kensiron.com](mailto:mail@kensiron.com) Clearwater MN 55367  
320-558-6898

---

### Chicago Avenue Fire Arts Center (CAFAC)

Quarterly blacksmithing classes, exhibits, and open house events  
[www.cafac.org](http://www.cafac.org) email: [info@cafac.org](mailto:info@cafac.org)

---

### Tunnel Mill Crafts

Blacksmith shop, traditional iron work, classes  
4505 Highway 63 North, Rochester, MN 55906  
507 289-4189 or 507 289-5246  
John & Carol Adams [jc-adams@msn.com](mailto:jc-adams@msn.com),  
<http://www.tunnelmillcrafts.com/>

---

### Sandy Lake Forge on Raspberry Island

Blacksmith shop offering classes, workshops and more. See [raspberryislandfolkschool.blogspot.com](http://raspberryislandfolkschool.blogspot.com) for details or call: 218-851-6085

Gary and Janet Hill Raspberry Island  
50569 218th Place Mcgregor, MN 55760

## Metal Meet May 3-5 at Dan Pate's

Dan Pate and Herb Fick announce a "metal meet" to be held at Dan Pate's workshop May 3 through May 5. Dan welcomes blacksmiths to set up and show off their crafts and possibly lure in more members for the Guild. Contact Herb Fick with questions at [herb@phyque.com](http://herb@phyque.com) or Dan Pate at [route56wingnut@yahoo.com](mailto:route56wingnut@yahoo.com)

---

### Demo op:

## Armed Forces Day in Dundas

Demonstrators needed Saturday and Sunday, May 19 and 20 to man the blacksmith shop at the Rice County Steam and Gas Engines grounds at Dundas MN for the third annual Armed Forces Day. In the past Cliff, Lou, Wayne, Adam and Herb have done the job and enjoyed it. It is a nice shop, but bring your own tools and material.

In the past we have been asked to hide really modern stuff like Lou's Harley to not damage the ambiance. Period dress is anything from revolution to Korea.

Myron and I are the Rice County Steam and Gas Engines members but for this weekend I am the theoretical organizer for The Guild's effort to supply demonstrations. Myron supplies anvils, the air for the forge, and fuel.

I try not to get in the way because I also get to be part of a cannon shoot using a civil war piece that has never been decommissioned since Minnesota was part of the Civil War.

Contact me, Herb Fick, at 507 663 0569 or 507 649 1611 (Cell)

---

## Demo opportunity August 18

I was recently in contact with Ms. Tonya LaFave of the NW area Jaycees. They would like a blacksmith demonstrator for their 14th annual Corcoran County Daze on 18 August. The demo is from 10-4 with set-up starting at 9. I let her know we would need some sort of overhead cover and a rope barrier or something to keep the masses at bay. The demonstrators would have to bring everything else they are going to need.

I told her we typically do demos for free or just the price of coal, but she has more or less insisted on donating to the Guild for us supplying demonstrators. From that donation the Guild would recoup your expenses.

If you are interested in demoing there, let me know and I'll put you in touch with Ms. LaFave. It sounds like a pretty well attended event so it would be good to get at least two or more demonstrators to best engage the visitors.

— Martin Pansch

---

## TIG Welding Class is FULL!

Saturday, June 2, starting at 8 am

---

## Jackson Street Roundhouse Ongoing Demo Ops

Wednesdays and Saturdays, 9 am to 4 pm

You can enter through the back gate. We now have a second forge set up inside the shop. People that would like to work in the blacksmith shop these days are welcome to drop by. Any questions, call Gordon Barr 612-242-5827

# Hammer Class: Making a blacksmith hammer

Saturday, May 5, 2018, 9 am to 4:30 pm

Location: Minnesota School of Horseshoeing (map page 7)

Cost: \$50

Instructors: Jim Moenck, Steven Olivo and Rob Murray

Class size: Maximum students: 8 Minimum students: 6



This class will teach you the skills you need to make a hammer. With this knowledge you will then be able to expand your tool chest with other handled tools. All handled tools such as top fullers, punches and flatters start with this same process. We will begin with a piece of steel, punch the eye, shape both striking ends, heat treat and put the handle on. You will go home with your own hammer. There will be an assortment of weights to choose from so that you can make a hammer that fits you and your needs.

**Tools and Equipment or other items participants are to bring to the class:** Bring your favorite hammers with you to class, one for striking hot metal, one for striking punches and drifts, and a sledge for striking if you have one. All other tools will be furnished.

**Safety Equipment** – The normal safety equipment is required. Wear cotton clothing, leather boots above the ankle, pants that fit over the top of your boots. Eye protection and ear protection is mandatory. Gloves for protection from the heat while punching may be useful. A leather apron is encouraged for extra protection.

**Lunch Arrangements:** We will take a break at noon for lunch. Bring your own bag lunch or eat out at one of the local establishments.

**NOTE:** This class fills up fast. Students will be accepted in the order of contact, Email is fine, but your check for \$50 made out to the Guild of Metalsmiths is needed to reserve your spot in class. Send your check and your complete contact info to Jim Moenck at the address below.

Jim Moenck  
2078 120<sup>th</sup> Ave  
Dresser, WI 54009

Contact Jim if you have questions: [jrmoenck@yahoo.com](mailto:jrmoenck@yahoo.com) or 715-483-5054

## JOINERY CLASS – PART ONE

Saturday & Sunday, June 2 & 3, 2018, 8:30 am to 4 pm, both days

Location: MN School of Horseshoeing

Cost: \$150.00 per student

Maximum 8, minimum 4

Instructors: Wayne Olson, Dan Osadchuk, Jim Ricci



This is *Part One* of three of the Joinery class series. The overall course is project based to incorporate all that is learned in this three part series. The final project is a hanging bracket. One part of the final project will be introduced during each course. In this first 12 hours of instruction the student will learn the importance of proper tool making to accomplish successful joinery. We will concentrate this portion on forging tooling to perform 1/2" slot punching and drifting with 1/2" round and square drifts. On the second day we will concentrate on Upsets and Heeled Tenons. Intermediate blacksmithing skills required.

**Tools & Equipment:** Personal Protective Equipment (PPE), hammers (rounding & flat face/peen), tongs (rivet 1/2" & bolt jaw 3/4"), files (hot rasp & 12" bastard), center punch, hot cut chisel, measuring device (non-flammable), hardy tool (anvil block 1 1/2" square recommended), worn or broken grinding wheel (for polishing).

**Lunch:** Pack one or go out.

**To register for this class,** make check out for \$150, payment to "The Guild of Metalsmiths" with your contact info sent to:

Jim Ricci  
654 Short St.  
St Paul, MN 55106

Call Jim with any questions at: 612-247-1525 or email [jedricci@gmail.com](mailto:jedricci@gmail.com).

**AS ALWAYS, acceptance for this class will be prioritized by postmark.**



We are planning an Arbor Ring project for the 2018 ABANA Conference in Richmond, Virginia, and we invite all ABANA Affiliates and members to participate.

The arbor will be a gift for the Wedding Pavilion at the Meadow Event Park, the location of the 2018 conference. The rings should encompass the theme of Love, Tying the Knot, Doves, Wedding Bells, infinity symbol, etc.

We need 9 or more rings. They will be judged by a committee on the Arbor team. The **SELECTED** rings will be

incorporated into the arbor at the conference and all other rings will go to the auction.

If participants finish their rings early (i.e. before the conference), for early judging of rule requirements, they may choose to mail them to:

John Elliott-Arbor Project  
13602 Bermuda Orchard Lane  
Chester, Virginia 23836

Submitting finished rings on the first day of the conference, June 27, 2018, is still acceptable.

### Rules

- The Ring must be 1/4" x 1" bent on edge (the hard way). The outside diameter must be exactly 10".
- The Ring shall be either riveted, screwed, forge welded or made in any other traditional way.
- The infill design will be held in place with traditional joinery.

The Arbor will be constructed by affiliates from the Virginia-DC Metro Area at the conference, with winning rings attached and arbor completed.

# Build a Gas Forge

**Saturday, June 9, 9:30 am until done (about 3 pm)**

**Location: Jim Moenck's place at 2078 120<sup>th</sup> Ave, Dresser, WI 54009 (map below)**

**Cost: Approximately \$200.** At the time of this publication, all the parts have not been procured yet. Final price will be determined in the May issue of the Forum, and/or by contact with participating members.

**Class size: minimum 6, maximum 8 students**

**Instructor: Jim Moenck**

This is a one day workshop during which we will make a venturi burner style gas forge, single burner model. The body will be approximately 10" diameter by 12" deep, made from a round steel tube. It will be insulated with a 1" blanket of ceramic fiber, coated with a cementitious finish by participants at home after the class. Fire brick will be used for the floor and sliding doors on each end, making it possible to pass the stock through, to heat the center of a work piece. The forge is fastened to a saddle and can be bolted to a table surface for stability. Most of the fabrication for these forges will be done prior to class by the instructor. This forge is a simple, economical forge that is easy to transport and fun to use.

Class will require a minimum of 6 students, and a maximum of 8. Anyone registering after the 8<sup>th</sup> person will be put on a waiting list in order of registration receipt in the event of a cancellation.

**Location** Class will be held at Jim Moenck's shop, located at 2078 120<sup>th</sup> Ave., Dresser, WI 54009. From the Twin Cities, take I35 north to Forest Lake to Hwy 8 East. Go across the St. Croix river into WI about 3 miles. Turn south on 208<sup>th</sup>, which is at the round-a-bout by Menards. Go south 1 mile. 2078 is on your left just after the curve. If you see a lake on your right, you went too far. Use the gravel driveway (just south of the blacktop driveway) to the shop. An anvil sign will mark the driveway.

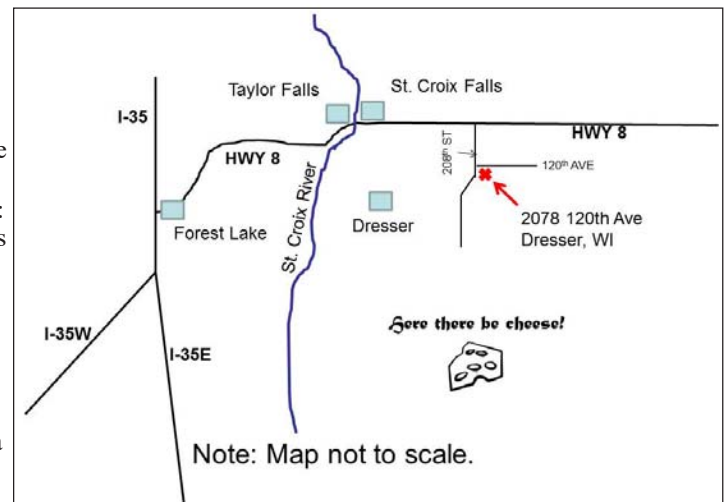
**Tools and Equipment** or other items participants are to bring to the class: Minimal tooling will be required. Students will be contacted prior to class if they need to bring any tools.

**Safety Equipment** – Safety glasses & ear plugs are mandatory. Other safety equipment includes: a respirator if you have one, cotton clothing, gloves, leather apron, and leather boots or shoes that come up over your ankle. If you do not have a respirator, 3M masks will be provided.

**Lunch Arrangements:** Bring your own lunch, or eat at a local establishment. There are several spots to eat east of Menards on Hwy 8. There is a microwave in the shop you can use to warm up food if you would like to. Bring your own beverages to stay hydrated during the day (non-alcoholic, of course).

To register, send contact info to Jim Moenck at the address above.

**Acceptance for this class will be prioritized by postmark.**



# Bottle Opener Class 2018

**Date: 28-July-2018 Start: Coffee at 8:30 Class at 9:00 End: 5:00**

**Maximum students: 8 Minimum students: 4**

**Instructor: Jim Ericksen Cost: \$40**

**Location: The Pansch Farm, 8750 Yale Avenue, Young America, MN 55397**

How many times have you been sitting in your lounge chair with a cold bottled beverage in your hand and suddenly realized that you had lost your bottle opener? How many times have you cut your delicate hands with a twist top that was installed by malicious robots in the production lines, bent on world domination? How many times have you had a lit fire in your forge and wanted something quick and easy to make, but had run out of ideas? Well, the upcoming bottle opener class is the answer to your problems! With the help of the esteemed Jim (Jimbo Hotep) Ericksen, Martin (The Blacksmithing Yeti) Pansch, and myself Marty (Martín Fiero) Masters, we will help you turn your old scrap lag bolts and metal scraps into beautiful, artistic creations that will amaze your friends and family, and defeat that dastardly bottle cap.

**Skill Level:** Beginners and novices are welcome.

**Techniques:** We will be practicing slot punching, opening a slot into a circle, forging tapers, various decorative twists, and using top tools for functional and decorative elements.

**Lunch:** Plan on a sack lunch. If we get enough people, we'll provide lunch.

**Bring:** Your favorite hammer and water.

**Safety equipment:** safety glasses, ear plugs and work gloves **are mandatory**. Other safety equipment may include: leather apron, cotton clothing, pants, and leather shoes.

**Tools:** Besides a forging hammer folks might want tongs for 1/4" flat stock and 1/2" square stock, a 1/8" x 3/4" slot punch, hot rasp, rat tail file, and a twisting wrench. No tools are required, but if you have 'em, bring 'em.

**To register for this workshop:** send a check for \$40 made out to Guild of Metalsmiths AND your contact info to:

Martin Masters 395 Bucher Ave Shoreview, MN 55126

Questions: [mastersmw@yahoo.com](mailto:mastersmw@yahoo.com) 651-493-8930 (h)

**Acceptance for this class will be prioritized by postmark.**



## Tribute to Guild member from Guild member



TGoM member Mark Lockwood (left) presented the bottle opener pictured below to Gordon Barr at the April 11 Guild meeting. Mark said, "Gordon Barr is such an asset to the Guild and does so much for others that I wanted to do something for him so I made him this bottle opener. Thank you for all you do, Gordon."



Unique cube-twist bottle opener forged by Mark Lockwood. Watch for specific instructions from Mark on how to do this in an upcoming issue of *Metalsmith*.

## Tunnel Mill gate reinstalled April 22 after completion of road work



### *Heartfelt thank you...*

I want to sincerely thank members of the Guild of Metalsmiths for your overwhelming support following the loss of John. I feel like the Guild is a big family, and some of my best friends. Thank you to Martin Pansch for his special letter just printed in *Metalsmith*. Thank goodness I have all of you. I also appreciate all the help with completing the reinstallation of the gate at Tunnel Mill on April 21 and 22. So many of you had a hand in creating that gate. Thank you.

— Carol Adams

## Antikythera Mechanism Lecture

Saturday, June 23, 9 am to 11 am

Jackson Street Roundhouse

Cost: \$10 per person

Join us for a discussion, slide show, and videos of the historic first model built of the world's oldest analog computer and orrery, the Antikythera Mechanism. Included will be a brief history of its discovery, explanation of its analysis, description of the functions and features it includes, as well as details on the methods used for construction.

I was fortunate enough to spend a day in London with builder Michael Wright, as he shared his model with me describing the unique features of how it operates, explaining how he analyzed the fragments and then constructed the model, plus showing me his workshop and the tools he used for the build

— Dean Ziegenbein

To register for this lecture, send a check for \$10 made out to "Guild of Metalsmiths" to:

Christina Dodge  
17645 Baugh St NW  
Ramsey, MN 55303

Questions: [christina.guildmbr@gmail.com](mailto:christina.guildmbr@gmail.com) or 612-741-9292



Note: The information below is provided as a service for TGoM members. Members may submit items for sale and upcoming events that are considered relevant to our group, and they will be published as space permits. The Guild of Metalsmiths is not responsible for these items or events.

## Tunnel Mill Crafts 2018 Classes

We are located in southern Minnesota near Spring Valley

**Spring is here and you're invited to Tunnel Mill for tree planting!**

Carol Adams of Tunnel Mill cordially invites everyone to come down to the mill for a special tree planting day on Saturday, May 12. Our original date of April 21 and 22 didn't work out because trees couldn't be delivered until early May, so we have rescheduled this event. Please bring something to share for potluck. Be sure to dress appropriately, and bring tools that can be used for planting small trees. All are welcome. Please call Carol at 507-289-4189 before 5 pm weekdays, or email her at [jc-adams@msn.com](mailto:jc-adams@msn.com) to let her know if you can make it. If you call on Friday, May 11 after 7 pm, call her at Tunnel Mill at 507-378-4983.



### Upcoming classes at Tunnel Mill

**Bench Vise, Part 2, Tom Latane', May 4, 5, 6, 2018**

Students continue work on a bench vise with three inch wide jaws.

**Peter Ross will teach two 3-day classes:**

**May 14, 15, 16, 2018 -Tools**

This first session will cover hand tools, such as socket chisels, draw knives or other hand tools,

**May 18, 19, 21, 2018- Hinges**

This second session will concentrate on hinges.

**Master of Repousse and Chasing, Douglas Pryor, June 1, 2, 3, 2018:**

In this 3 day workshop we'll be exploring the plasticity of sheet metal (copper and steel) through material appropriation using raising and chasing. All tooling is provided! All experience levels are welcome! All you need to bring is your curious mind! Visit his blogspot here:

<http://douglaspryor.com/>

**Make Damascus, Ric Furrer, August 17, 18, and 19, 2018 (openings still available)**

Ric Furrer will return to show us more Damascus. We have and will continue using the 500# Little Giant Hammer. Check out Ric Furrer at <http://www.doorcountyforgeworks.com/>

**Hack Saw Class, Tom Latane', October 12, 13 & 14, 2018**

Students will construct a hacksaw based on seventeenth century examples.

**SPECIAL NOTE: Jeff Wageneer**, recent "Forged In Fire" winner, will teach his methods of producing Damascus blades. He will hold a class during the early part of August, exact date to be determined.

Registration details at: <http://www.tunnelmillcrafts.com/> Email [jc-adams@msn.com](mailto:jc-adams@msn.com), or call 507-289-4189, Carol Adams.

## Check out classes at Chicago Avenue Fire Arts Center (CAFAC)

CAFAC: 3749 Chicago Avenue, Minneapolis MN 55407 612-294-0400 [info@cafac.org](mailto:info@cafac.org) [www.cafac.org](http://www.cafac.org)

## Raspberry Island Folk School 2018 Classes

Gary and Janet Hill are the only human residents of Raspberry Island on beautiful, historic Big Sandy Lake, about 2 1/4 hours straight north of the Twin Cities. They will offer workshops in blacksmithing, knife making, spoon carving, painting and more in the spring and summer of 2018. See details at <https://raspberryislandfolkschool.blogspot.com/>

**Door Knocker Scroll, Tom Latane', May 22, 23, 24. 3 spots still available!**

Students will learn a number of decorative techniques to apply to a basic scroll shaped door knocker.

**A Beginner's Class in Forging Pattern Welded Steel Billets (Damascus), Jeff Harper, June 2 & 3. Class is full!**

This 2-day introductory class will take you through the basics of pattern welded/damascus steel to make either a blade or small tool. Students will go home with a couple billets of their own creation to use in other courses and projects, as well as the knowledge to make more.

**Traditional Norwegian Knife and Sheath Making, KJ Groven, June 15,16,17 This class is full!**

Acclaimed Norwegian knife-maker Kjetil Groven will be teaching a 3-day class, forging traditional Norwegian 3-layer knife blades. You will heat-treat and grind the blades, then set them in a wood handle that you will shape and stain. If time allows, you will make a traditional leather sheath.

Limited free lodging in guest cabins (dorm style) on a first come first served basis or bring your tent. Catered meals are provided at cost, or bring your own preprepared food. Sign up and registration: contact Gary Hill [hillx001@umn.edu](mailto:hillx001@umn.edu) or 218-851-6085



# Goings on...a listing of TGoM events at a glance



- All membership meetings are the second Wednesday of February, April, June, August, and October. Date for December will be announced. For these meetings a potluck meal begins at 6:30 pm and the business meeting begins at 7, with a demonstration or activity starting around 8 (times approximate).
- Education Comm. meets first Wednesday of each month. Contact Larry Wasmund, chair: [poundedtreasures@gmail.com](mailto:poundedtreasures@gmail.com)
- Program Comm. meetings are 7 pm the third Thursday of each month. Mark Lockwood is chair: [mark.lockwood@daikinapplied.com](mailto:mark.lockwood@daikinapplied.com)
- All board meetings are the second Wednesday of January, March, May, July, September, and November. Potluck meal begins at 6:30, with meeting starting at 7 pm.

## Events in May, 2018

- May 3-5, Metal Meet at Dan Pate's, demo op
- May 5, Hammer-Making class, MN School of Horseshoeing
- May 19 & 20, Armed Forces Day in Dundas MN-demo op

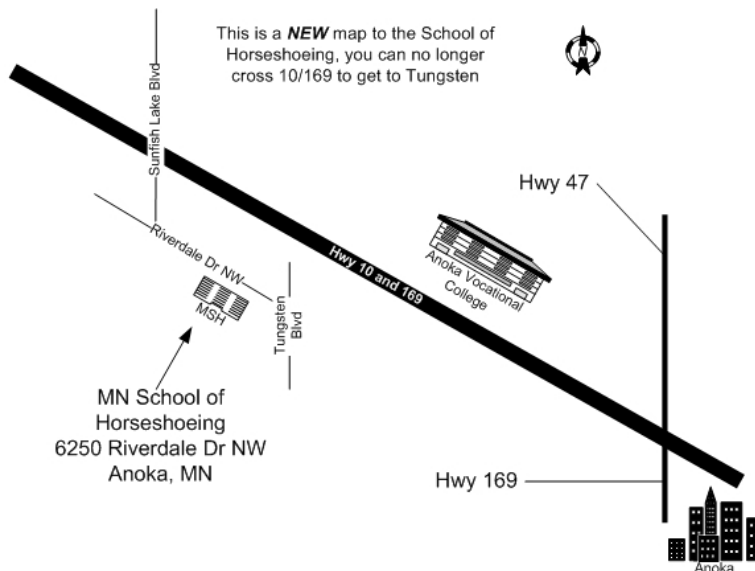
## Events in June, 2018

- June 2, TIG Welding Class, Super Radiator Coils, Chaska-FULL
- June 2 & 3, Joinery Class-Part One, MN School of Horseshoeing
- June 9, Build a Gas Forge, Jim Moenck's shop, Dresser WI
- June 13, Guild meeting, Mike Alm's in Hastings MN
- June 15, 16, 17, Spring Hammer-In, Nowthen
- June 23, Antikythera Mechanism lecture, Jackson Street Roundhouse

## Events in July 2018

- July 21, 22, Little Log House show-demo op
- July 26, Rock County Fair-demo op
- July 28, Bottle Opener Class, Pansch farm

## Map to MN School of Horseshoeing



## Join The Guild of Metalsmiths

Send \$30 dues to the address below. Please circle if you want to be listed in our membership directory and/or check items you don't want listed.

The Guild of Metalsmiths  
PO Box 11423  
St. Paul MN 55111

**List Me**  
in the directory  
but don't list  
address - phones: home - work - fax - cell - email - web page  
(circle items above you DO NOT want published)

**Don't List Me**  
in the Directory

Name: \_\_\_\_\_

Email address: \_\_\_\_\_

Address: \_\_\_\_\_

City, State, Zip Code: \_\_\_\_\_

Primary phone: \_\_\_\_\_ Secondary phone: \_\_\_\_\_

All memberships are family memberships. Persons of all ages, professionals and hobbyists, are invited to join.  
We do not sell our mailing list.

## ELECTRONIC FORUM

If you have not been receiving an email notification that The Forum is available, please verify that we have your correct email address.  
Contact Gordon Barr at [agbarr@aol.com](mailto:agbarr@aol.com).



Address Service Requested

If you have items to be included in The Forum, please send them to Georgia Myers, editor, by email to: [gldmyers@embarqmail.com](mailto:gldmyers@embarqmail.com) by the third Monday of the month, if possible.

## The Guild of Metalsmiths on the web

Visit our website at <http://www.metalsmith.org>

Looking for something? Try the search engine. On our home page, at the top of the right sidebar, enter your query and click on "Search."

May 2018

---

Your membership expiration date will show on the address label of your quarterly Metalsmith magazine.

---

### TGoM now accepts Paypal and most major credit cards

The Guild accepts Paypal and most major credit cards, in addition to paper checks, for the payment of annual dues. This should make it more convenient for members to pay dues.

---

The Guild of Metalsmiths, St. Paul, MN, publishes The GoM Forum monthly. It is intended as a tool to further our educational mission, to keep members up to date on current happenings, to publicize projects and workshops, a place for all members to express their opinions, concerns, learn more about each other—in short, to help us run our organization.

---

Information in this publication is provided as a service for our members. Members may submit items for sale and upcoming events that are considered relevant to our group, and they will be published as space permits. The Guild of Metalsmiths is not responsible for these items or events.

---

### Guild educational grants

There is grant money available for Guild members to study intermediate and advanced metalworking techniques.

The Guild educational grant program is designed to bring new skills into the metalworking community. Participants are given money to pay for a portion of their expenses and are expected to learn some new or poorly understood skill, and then to share what they have learned with other members and the public through an article in our quarterly magazine, "The Metalsmith." They're also expected to lead a workshop on the topic (or other educational service approved by the board).

Application forms are available from the president or treasurer at a regular meeting, or by sending a self-addressed, stamped envelope to:

The Guild of Metalsmiths  
PO Box 11423  
St. Paul MN 55111