

The Forum

September 2018



Vol. 20, No. 9

The Guild of Metalsmiths' 41st Annual Fall Conference aka "The Madness" September 14, 15, 16, 2018

Featuring Blacksmithing Demonstrations by:

Lyle Wynn and Stan Bryant from Mississippi, Tool Making and Ornamental Smithing and

Jim Poling from Northern Minnesota, American Bladesmith Society Journeysmith - working towards Master rating
Including...

Pre-conference class: to register, go to <http://www.metalsmith.org/event/2018-fall-pre-conference-class/>

Features:

Gallery, live auction, tailgating, onsite camping, great food, and events for the entire family!

Blacksmiths! Submit your best "Cheese Cutter" to the live auction for the chance to win cash prizes! Contest open to all. Must be made of metal. All entries must be donated to the Saturday auction. Auction sale price will determine winners.

Free attendance for non-members on Saturday after 5 pm for viewing of the gallery & participation in the live auction.

Location:

Little Log House Antique Power Show Grounds, Hastings, MN
Registration, costs and further details included in brochure mailed first week in August

Look for more information at our website: www.metalsmith.org

For questions or late registration options contact:

Martin Pansch 612 599-4762 blacksmithingyeti@gmail.com

Mark Lockwood 763 639-9646

Grace Sheely 952 451-6014 gracesheely@gmail.com

2018 Fall Conference Family Activities

Contact is: Sheri Stanaitis

Home (715) 698-2895 Cell (715) 307-3544

Email: spaco@baldwin-telecom.net

Faux Stained Glass

Saturday Start project anytime between 9 - 10:30 am

Finish project anytime between 1:30 - 3:30 pm

Do something fun and different: Make an 8 x 10" framed faux stained glass pane. Pick between black, silver or gold "leading", trace your picture, and "paint". Easy enough for anyone to do. Pretty enough to hang in your home. Must have a 2 hr. dry time between "leading" and "painting". \$10 covers everything. Paula Wasmund, Instructor.

Broom Making Class Saturday 9 am

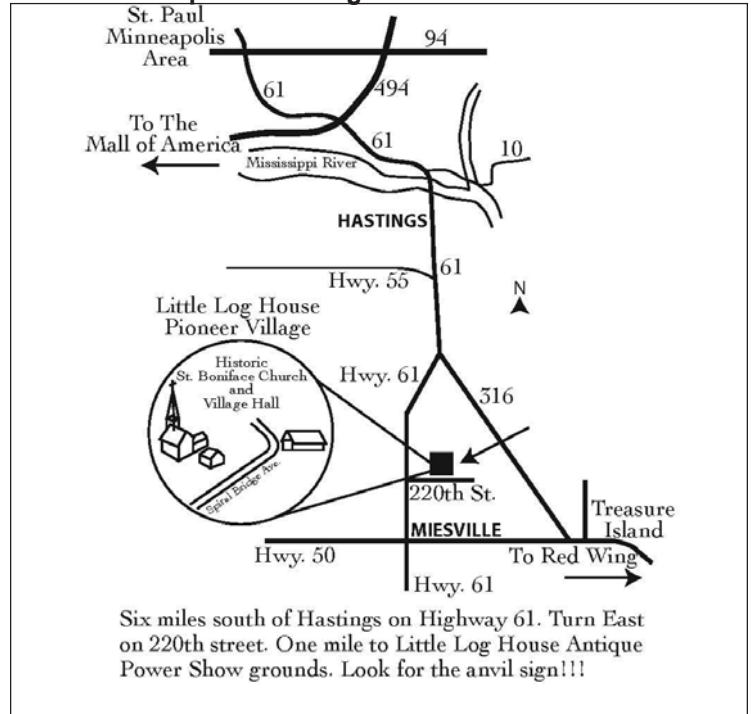
Make a decorative broom to use by a fireplace or to hang as a decoration. \$20 material fee. Mark Jackson, Instructor (612-730-6246).

Altoid Tin Repousse' Sunday 9:00 - Noon

Learn fun ways to decorate Altoid tins. Free class. Jesse Gavin, Inst.

Magnetic Art: Design & build magnetic/ferrous creations. Free

Map to Little Log House



Go to page 3 for a description of this year's demonstrators!

Found Art again on program as MADNESS family activity!

We have the usual suspects offering to help. John McDonald has again offered the platform for materials. Don Hammer, Dan Pate, Jim Breczinski and Joseph Anton offer assembly skills and sometimes design talent. There usually a couple more skilled welders who offer to step in. We will have Mig, Tig and Gas welding. We don't want aluminum or pot metal materials.

We may be a bit short on materials this year because we have a different scheme going for the silent auction. I've gathered some supplies, and we are counting on many of you to do the same. To help you can gather a few things to use as sculpture supply. Repair shops offer shiny bits of transmissions, roller and ball things that served a life as bearings. Industrial scrap is always welcome. Table flatware and kitchen stuff always seems to be sought after. Bits of your projects that were samples or maybe even failures are lying on the floor of your shop and they seem to be in demand.

You have always done well supplying materials in the past years, so just keep it up.

I have Larry Wasmund offering to help with cleanup when the day is over.

— Herb Fick

Our neighborhood of smiths

The Guild of Metalsmiths (TGoM)

All membership meetings are the second Wednesday of February, April, June, August, and October, except December. For these meetings a potluck meal begins at 6:30 pm and the business meeting begins at 7, with a demonstration or activity starting around 8 (times approximate). To check your membership expiration date, see the mailing label on your latest copy of "Metalsmith."

President: Martin Pansch Vice-President: Paul Widenhoefer
blacksmithingyeti@gmail.com pwidenhoefer@gmail.com
612-599-4762 952-930-0070
Our website is: <http://www.metalsmith.org>

Badger Blacksmiths meetings

Our contact information is as follows:

President: Don Hogenson Newsletter editor: John Grump
715-265-4701 715-835-0894
johngrump@att.net

Lake Superior Metalsmiths

Lake Superior Metalsmiths (LSM) meet the fourth Saturday of the month. Potluck at noon with meeting to follow.

Contacts are:

Charley Brown, President, CharleyRB@charter.net, 218-428-7906
Dave Hanson, VP, duluthblacksmith@yahoo.com 218-391-4466

Northern Minnesota Metalsmiths

The NMM meets the first Monday of the month at Lake Itasca Region Pioneer Farmers (LIRPF) show grounds, 1/4 mile east of the north entrance to Itasca State Park.

Contact Keith Johnson for monthly specifics at keith@greatriverforge.com. The NMM's website is www.nmmetalsmiths.org

Central Minnesota Blacksmiths (CMB)

Meet on the first Monday of each month. Potluck followed by demo. Locations are different every month so please call or write for info

President: Ken Zitur Brian Johnson
320-746-8161 16777 Co Rd 75 NW
mail@kensiron.com Clearwater MN 55367
320-558-6898

Chicago Avenue Fire Arts Center (CAFAC)

Quarterly blacksmithing classes, exhibits, and open house events
www.cafac.org email: info@cafac.org

Tunnel Mill Crafts

Blacksmith shop, traditional iron work, classes
4505 Highway 63 North, Rochester, MN 55906
507 289-4189 or 507 289-5246
John & Carol Adams jc-adams@msn.com,
<http://www.tunnelmillcrafts.com/>

Sandy Lake Forge on Raspberry Island

Blacksmith shop offering classes, workshops and more. See raspberrylakefolkschool.blogspot.com for details or call: 218-851-6085

Gary and Janet Hill Raspberry Island
50569 218th Place McGregor, MN 55760

Beginners Blacksmithing Classes 2018

Registration is now open for the three day Beginners Blacksmithing classes Oct 6, 13, 20 or Nov 3, 10, 17

The beginners' basic classes are designed to give everyone the same understanding of the basics, techniques, and terminology. The basic classes or proficiency thereof is required before taking any of the many other classes the Guild offers. This enables those classes to concentrate on advanced techniques without having to spend time on basic concepts.

This 3 day class covers the basics of: Safety, Tools, Fire Control, Forging Dynamics, Tapers (ribbon, fishtail, point), Twisting, Riveting, Shouldering, Upset, Cutting, Splitting, Punching, Heat Treat, Scrolling, Bending, Forge weld.

Cost: (covers everything you need, the facility, coal, metal tools and workbook)

\$180 for members, \$190 non members

Minors (under 18) can share a forge with a guardian for an additional \$30

Dates and Location:

The classes are held on Saturdays at the Minnesota School of Horseshoeing, 6250 Riverdale Dr NW, Ramsey MN 55303, just off Hwy 10 near the Anoka Vocational College or in Cleveland, MN near Mankato.

The Ramsey classes are held Oct 6, Oct 13 and Oct 20.

The Cleveland classes are held Nov 3, Nov 10, and Nov 17

Additional classes are scheduled for January/February 2019

What you need to bring:

Eye, ear and skin protection. This includes safety glasses, ear muff or plugs and suitable clothing which includes hard shoes, cotton or leather. Synthetic and polyester clothing will burn and melt. There will be sparks and brushes against hot metal.

Tools:

Tools are provided but if you have a favorite hammer, punches, chisels and tools, bring them along. A small 1 to 2 pound ball peen hammer would work. We have various hammers for you to try and get a feel for what is comfortable.

Typical day:

Classes start at 9 but people usually show up much earlier to get the coffee brewing, have a donut, swap stories or show off recent projects. Feel free to bring projects you are working on to show. We break for lunch. You can either bring a brown bag or go out to a local fast food restaurant. Classes end between 3 and 5.

To sign up for the three day Level 1 Beginners classes:

Send a check made out to The Guild of Metalsmiths to:

Gordon Barr
11021 27th Ave
Burnsville, MN 55337
agbarr@aol.com

(\$180 for members, \$190 non members)

Jackson Street Roundhouse Summer Demo Ops

Wednesdays, Saturdays, Sundays, 9 am to 4 pm

You can enter through the back gate. We now have a second forge set up inside the shop. People that would like to work in the blacksmith shop these days are welcome to drop by. Any questions, call Gordon Barr 952-894-4821.

2018 Pre-Conference Class--5 openings left as of August 27! Demonstration items instructed by Lyle Wynn and Stan Bryant

Thursday, Sept. 13, 9 am to 5 pm & Friday, Sept. 14, 8 am to 3:30 pm

Little Log House Antique Power Show Grounds (map page 4)

Class size limit: 10-12 students

Cost: \$150.00

Skill level: beginners and higher



The materials are included. Bring your own tools: Forge, anvil, vise and favorite hammer, tongs for ¼ X1 flat and small diameter round and square stock, scrolling tongs and files/punches. Some stations may be provided for those without equipment,

Champion: Larry Wasmund poundedtreasures@gmail.com 507-469-0205

To register, send your contact information and a check payable to “Guild of metalsmiths” for \$150 to:

Larry Wasmund
28275 464th Street
Cleveland MN 56017

Featured craftsmen for the 2018 TGoM Fall Conference



Jim Poling

Jim Poling has been making knives seriously since 1983. His interest in knife making started when he was young. In the Air Force, he met a friend who taught him how to forge knives. His attraction to forging was an interest in all things traditional. You see this in the knives Jim makes; simple and traditional.

Jim first became a member of the American Bladesmiths Society (ABS) in 1987. In 2010, Jim was awarded the ABS Journeyman’s stamp.

Jim works in the traditional knife styles. The bulk of his knives are forged in simple steels. He forges Damascus from these steels in combination with 15N20. Also, he forges cable Damascus. He makes the hilts, pommels, bolsters and pins from mild steel, nickel silver, brass and copper. The handles are from a variety of materials such as wood, stag, bone and synthetics. The sheaths for each knife are from quality leather.

Jim heat treats his knives using a differential technique that allows the edge to be hardened and then tempered while leaving the bulk of the spine soft, creating a blade that has excellent edge-holding characteristics while still being strong and flexible. Jim works free-hand, therefore it is impossible for him to exactly duplicate any knife; each is unique.



Lyle Wynn

Lyle Wynn’s foray into blacksmithing began in 1998 when his uncle gave him all the essential tools that once belonged to Lyles’ grandfather, who was a Mississippi blacksmith. Having the tools but not the knowledge began a never-ending journey.

Lyle joined the Mississippi Forge Council in 1999 and began attending the monthly meetings. As we all know, watching someone once a month for a couple hours is not a very good way to learn new craft. As a result, Lyle started venturing to other states to attend other meetings and conferences so he could benefit from different classes and teachers.

In September, 2009, Lyle began working with Brian Brazeal to demonstrate and teach the “Tools to Make Tools” curriculum. They traveled all across the US and into Canada for several years. In 2011, after being employed for 12 years with a company that made gas and electric lanterns out of copper, Lyle was laid off. This is when he started blacksmithing full time. Through demonstrations, teaching classes, and attending festivals, what was once a hobby had now become a full-time profession. Lyle also spends time demonstrating and teaching class at the Craftsmen’s Guild of Mississippi Craft Center and can be seen demonstrating and teaching classes there from time to time.



Stan Bryant

Stan Bryant is an accomplished blacksmith and welder. He currently serves as the President of the Mississippi Forge Council and regularly demonstrates proper forging techniques and various how-tos at the council meetings. In 2012, Lyle Wynn began working with Stan and was impressed with his determination and skill. They combined efforts in 2016 and are now teaching and demonstrating as a team. They teach their classes from a fully-outfitted blacksmith shop in Mendenhall, MS, named “Walnut Cut Forge.” They host classes and continue to travel for demonstrations and classes in many locations across the United States.

To see Lyle or Stan in action outside of their classes, you can find them at the Mississippi Forge Council meetings, which occur every third Saturday of the month at the McIntosh Blacksmith shop on the grounds of the Mississippi Agriculture Museum in Jackson, MS.

Note: the information above was borrowed from The Guild of Metalsmiths Fall Conference brochure. If you didn’t receive one in the mail, follow the link below to open a PDF of the brochure in its entirety.

<http://www.metalsmith.org/wp-content/uploads/2018/04/2018-41st-Annual-Fall-Conference-Brochure.pdf>

Oxyacetylene Welding 2-Day Class

Oct. 20 & 21, Saturday & Sunday, 9 am to 4:30 pm both days
Instructors: Myron Hanson/Bill Krawczeski/Dick Carlson/Bob Brown
Price of Class: \$100 member, \$120 non-member
Class size: Maximum students: 10 Minimum students: 8
Location: Myron Hanson's East Eagan Blacksmith Shop, 4015 Dodd Road, East Eagan, MN 55123

New to gas welding? Just want to brush up your basic skills? Myron, Bill, and Dick have taught this class for several years, focusing on safety and hands-on learning. Students will be working at individual stations on a shared workbench, with equipment and stock provided. If time permits, bonus demonstrations by Bill and Myron will show advanced techniques and uses of the oxyacetylene torch.

Safety gear for sparks and melted/hot metal: common safety garb (leather footwear and cotton, leather, or wool clothing—no cuffs or frayed edges) plus eye protection with a #5 lens: goggles or glasses will work but a face shield with the #5 lens is highly recommended. If you wear corrective lenses, bring those, too. Cloth cap is optional, gloves are recommended.

Tools and Equipment or other items participants are to bring to the class: All supplied, though students may bring their own torch if they'd like.

Lunch Arrangements: students bring their lunch

To register, send a check written to "The Guild of Metalsmiths" and mail, along with your contact information, to:

Christina Dodge
17645 Baugh St NW
Ramsey, MN 55303

Acceptance will be in the order sent, based on the postmark, and each person will be notified individually.

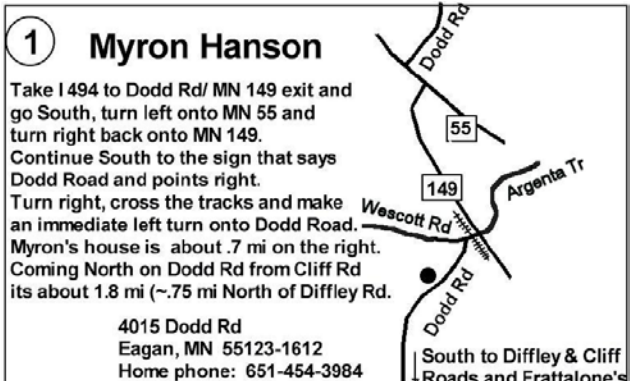
Questions? Call (612) 741-9292 or email christina.guildmbr@gmail.com

1 **Myron Hanson**

Take I 494 to Dodd Rd/ MN 149 exit and go South, turn left onto MN 55 and turn right back onto MN 149. Continue South to the sign that says Dodd Road and points right. Turn right, cross the tracks and make an immediate left turn onto Dodd Road. Myron's house is about .7 mi on the right. Coming North on Dodd Rd from Cliff Rd its about 1.8 mi (~.75 mi North of Diffley Rd.

4015 Dodd Rd
Eagan, MN 55123-1612
Home phone: 651-454-3984

South to Diffley & Cliff Roads and Frattalone's



Box Tongs Class

Saturday, Oct. 27, 8 am to 4:30 pm
Instructor: Larry Wasmund and others
Location: MN School of Horseshoeing (map page 7)
Cost: \$75

Class size: Maximum students: 9 Minimum students: 5

Tools and Equipment or other items participants are to bring to the class.

Bring your favorite hammer and a file

Safety Equipment – Cotton Clothing, Gloves, Hearing protection, safety Glasses.

Lunch arrangements: Bring a bag lunch or travel to fast food.

This class will teach those in attendance how to make a box style tongs. A box type tong gives you the most control in holding rectangular stock. We will be starting with 1/2 x 5/8 stock and making a tongs to hold a 1/2x 1 inch stock. There will be substantial amounts of drawing out on the reins and bit of this tongs, the students should have the dexterity for forging heavier stock. students must know how to direct the movement steel with a cross peen, drawing out, and riveting. Everyone will go home with a functioning tool.

To register for this class, send a check for \$75 made out to "The Guild of Metalsmiths," along with your contact information to:

Larry Wasmund
28275 464th Street
Cleveland MN. 56017

Questions? Contact Larry at 507 469-0205 or poundedtreasures@gmail.com

Acceptance priority for this class is determined by postmark date.



Forge Welding Class

Saturday & Sunday, November 17 & 18
Instructor: Dave Mariette

Watch for full listing in the October Forum.

Fall Conference Gallery item check-in

Once again the Fall Conference has rolled around, and in an effort to stave off carpal tunnel, I am asking that if you know what you are bringing to the gallery, please send off the description ahead of time."How?" you might ask.

1. Go to the [Google Gallery Pre-list](#)

2. Enter in your information in the table there, **OR** just send your name, name of piece, material, whether it is an auction item, and any comments on the piece to me at escherblacksmith@gmail.com

Let me know if you have any questions. I appreciate your help! Thomas Barnett, TGoM Conference Gallery Lackey, 612-616-4781

WHEAT STALKS CLASS

Saturday, Nov. 3, 9:00 am

Dave Gavin's Place: N6768 720th Street, Beldenville, WI

Cost: \$65

Class size: 8 max, 5 minimum

Instructor: Dave Gavin

Learn to make wheat stalks w/leaves as elements of a sculpture (see photo) full sculpture can be completed depending on time.

Required tools: gas forge, anvil, leg vise, hand files, scrolling tongs, tongs to hold 1/8" – 3/8" round stock and 1/8" flat stock, forging hammers, small sharp cross peen hammer, grinder w/ grinder wheel, cut off wheel and sanding wheels, wire brush, brass brush, veining tool for leaves, diverging 'V' tool, needle nose pliers or vise grip 6LN, hand held torch (oxy propane or acetylene) & other favorite tools.

Optional tools (bring if you have): touch mark

NOTE: The number of required tools is pretty long and specific. Some are used extensively while others are used for a few minutes and could be shared. If there are questions on any of the tools required, please contact me directly.

Safety Equipment: cotton clothing, gloves, hearing protection, safety glasses, leather boots, gas welding goggles

Lunch: bring your own or go to town ~4 miles away.

To register for this class, send a check for \$65 made to "Guild of Metalsmiths" and your contact info to:

Jesse Gavin
N8214 330th street
Spring Valley WI 54767


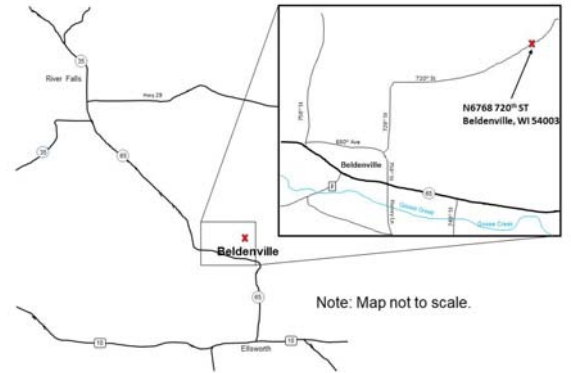
Call Jesse with questions at: 715-808-5891

Acceptance priority for this class is determined by postmark date.



Tongs, anvil block, 1 1/2" round mandrel for wheat stalks class

Map to Dave Gavin's



2018 TGoM Demonstration Calendar

The chart below shows updated demonstration opportunities for Guild members. Contact people and information are listed, as well as locations and dates of events. The email links should work if you click on them. If you have difficulty reading this chart, the events are on our website in the "Meetings/Events Calendar" pages

<http://metalsmith.org/events/> These demos are good opportunities for our smiths who need some experience, who want to put their skills to work, and who are willing to share their knowledge with the public. It's a good application of our educational mission.

Date	Event Name	Location	Contact	Phone	Notes	
31 AUG - 2 SEP 2018	Rice County Steam and Gas Engine Show	Dundus, MN	Myron Hanson	None	651-454-3984 Bring your hand tools and a project.	
7-8 SEP 2018	Lamberton Hot Iron Days	Lamberton, MN	Bob Brown	Bbrown474@msn.com	651-457-0086 Blacksmithing demo help welcome all Saturday Friday: mould making Noon-7pm. Iron pour at 10PM Saturday: mould making 8am-11am. Iron pour at 4pm.	
8-9 SEP 2018	Laura Ingalls Wilder Days	Pepin, WI	Tom Latane	tlatane@centurytel.net	715-442-2419 Come watch Tom Latane and Pete Stanaitis demo. Other period craft demonstrations welcome. Call/email Tom for details.	
13 October 2018	Boy Scout Fall Camporee	Carver, MN	TBD	TBD	TBD Looking for demonstration and limited hands on experience, preferably on merit badge tasks.	
19-21 October 2018	Pumpkin Train	Dresser, WI	Gordon Barr	agbarr@aol.com	952-894-4821 10-4 PM each day at Dresser Depot.	
Wednesdays, Saturdays, Sundays	Jackson Street Roundhouse	St. Paul, MN	Gordon Barr	agbarr@aol.com	952-894-4821 Two forges and anvils available for use by Guild members on personal projects. Occasional visitors to demonstrate to.	
Most weekends	Memorial Day through Labor Day.	The Landing	None - Contact site personnel	Zachary.Mohlis@threeriversparks.org	763-694-1139	Costume needed (overalls and white button up shirt okay).
				Michael.Murray@threeriversparks.org	763-694-7788	

2018 corn feed/hog roast was excellent, of course!



Thanks to these folks for making the August Guild meeting a success: (l to r) Gary Myers, Herb Fick, and Jim Moenck in charge of the hog, and LuAnn and Dan Pate, our gracious hosts for the 9th time.



And thanks once again to Dick and Irma Carlson for providing and cooking the corn at our August meeting. (You can barely see Irma in this photo--she's on the right!) They had quite a corn crew!

— Photo provided by Peter Bettenberg.



Veteran Guild member Roger Degner (yellow shirt) taught these two youngsters how to safely carry his anvil!



Thanks to Seth Merritt for sharing his expertise with the forge and hammer. A fine demonstration was the result!

Guild smiths demonstrate annually at Nowthen Threshing Show in August



The blacksmith shop at Nowthen can accommodate four demonstrators at the forges. Pictured here are Michael Hansen and Dean Ziegenbein.



Danr, Roger, Bob, and Lou show spectators what's hot in the shop at Nowthen.

Members of the public stopped by to watch the blacksmiths at the forges in the shop at Nowthen.



— Photos in this section provided by Christina Dodge and Mike Benz.



Christina Dodge forging in the Nowthen blacksmith shop.



Kevin Olson hard at work in the Nowthen blacksmith shop.

Bob Fredell officially retired as champion at the Nowthen show



Mary and Bob Fredell



After many years as champion for the Nowthen Threshing Show, Bob has retired from that event. Watch for a future tribute to Bob and Mary Fredell, and Pete and Sheri Stanaitis, who originally put the show together.

— Photos by Christina Dodge



Note: The information below is provided as a service for TGoM members. Members may submit items for sale and upcoming events that are considered relevant to our group, and they will be published as space permits. The Guild of Metalsmiths is not responsible for these items or events.

Tunnel Mill Crafts 2018 Classes & Events *We are located in southern Minnesota near Spring Valley*

Annual Tunnel Mill Fall Gathering, Oct. 5, 6 & 7

Join us at the mill for a special "John Adams Commemorative". Check our website for updates.

Hack Saw Class, Tom Latane', October 12, 13 & 14, 2018

Students will construct a hacksaw based on seventeenth century examples.

Registration details at: <http://www.tunnelmillcrafts.com/> Email jc-adams@msn.com, or call 507-289-4189, Carol Adams.

Goings on...a listing of TGoM events at a glance



- All membership meetings are the second Wednesday of February, April, June, August, and October. Date for December will be announced. For these meetings a potluck meal begins at 6:30 pm and the business meeting begins at 7, with a demonstration or activity starting around 8 (times approximate).
- Education Comm. meets first Wednesday of each month. Contact Larry Wasmund, chair: poundedtreasures@gmail.com
- Program Comm. meetings are 7 pm the third Thursday of each month. Mark Lockwood is chair: mark.lockwood@daikinapplied.com
- All board meetings are the second Wednesday of January, March, May, July, September, and November. Potluck meal begins at 6:30, with meeting starting at 7 pm.

Events in September 2018

- Sept. 7-8, Lamberton Hot Iron Days-demo op, Bob Brown
- Sept. 8, Mandatory class instructor workshop, Wasmund shop, Cleveland MN
- Sept. 8-9, Laura Ingalls Wilder Days, Pepin WI, Latane' & Stanaitis
- Sept. 13 & 14, Preconference class, Little Log House grounds
- Sept. 14,15,16, 41st annual TGoM Fall Conference, Little Log House grounds

Events in October 2018

- Oct. 6, Beginners Blacksmithing Class A1, MN School of Horseshoeing
- Oct. 5 & 6, Tunnel Mill Fall Gathering
- Oct. 10, Guild membership meeting, TBA
- Oct. 13, Beginners Blacksmithing Class A2, MN School of Horseshoeing
- Oct. 19-21, Pumpkin Train, Dresser WI depot-demo op, Gordon Barr
- Oct. 20, Beginners Blacksmithing Class A3, MN School of Horseshoeing
- Oct. 20-21, OxyAcetylene Welding class, Myron Hanson's studio
- Oct. 27, Box Tongs Class, MN School of Horseshoeing

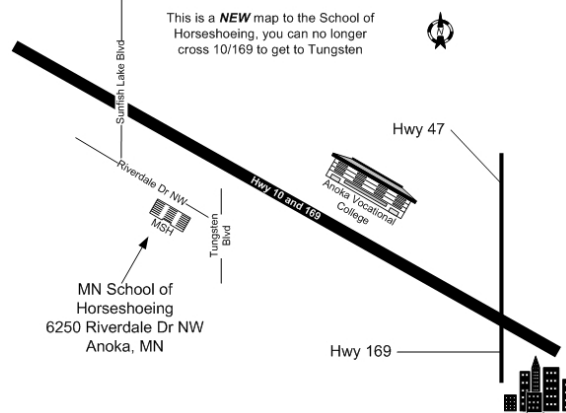
Events in November 2018

- Nov. 3, Beginners Blacksmithing Class B1, Cleveland MN
- Nov 3, Wheat Stalk Class (make-up from snow day last April)
- Nov. 10, Beginners Blacksmithing Class B2, Cleveland, MN
- Nov. 17, Beginners Blacksmithing Class B3, Cleveland MN
- Nov. 17 & 18, Forge Welding Class, details TBA

Events in December 2018

- Dec. 1, Struck Tools Class, MN School of Horseshoeing
- Dec. 2, TGoM Christmas Potluck/Annual Meeting, CSPS Hall, St. Paul
- Dec. 8, Fireplace Tool Building, details TBA

Map to MN School of Horseshoeing



Join The Guild of Metalsmiths

Send \$30 dues to the address below. Please circle if you want to be listed in our membership directory and/or check items you don't want listed.

The Guild of Metalsmiths
PO Box 11423
St. Paul MN 55111

List Me
in the directory
but don't list
address - phones: home - work - fax - cell - email - web page
(circle items above you DO NOT want published)

Don't List Me
in the Directory

Name: _____

Email address: _____

Address: _____

City, State, Zip Code: _____

Primary phone: _____ Secondary phone: _____

All memberships are family memberships. Persons of all ages, professionals and hobbyists, are invited to join. We do not sell our mailing list.

ELECTRONIC FORUM

If you have not been receiving an email notification that The Forum is available, please verify that we have your correct email address. Contact Gordon Barr at agbarr@aol.com.



Address Service Requested

If you have items to be included in The Forum, please send them to Georgia Myers, editor, by email to: gldmyers@embarqmail.com by the third Monday of the month, if possible.

The Guild of Metalsmiths on the web

Visit our website at <http://www.metalsmith.org>

Looking for something? Try the search engine. On our home page, at the top of the right sidebar, enter your query and click on "Search."

September 2018

Your membership expiration date will show on the address label of your quarterly Metalsmith magazine.

TGoM now accepts Paypal and most major credit cards

The Guild accepts Paypal and most major credit cards, in addition to paper checks, for the payment of annual dues. This should make it more convenient for members to pay dues.

The Guild of Metalsmiths, St. Paul, MN, publishes The GoM Forum monthly. It is intended as a tool to further our educational mission, to keep members up to date on current happenings, to publicize projects and workshops, a place for all members to express their opinions, concerns, learn more about each other—in short, to help us run our organization.

Information in this publication is provided as a service for our members. Members may submit items for sale and upcoming events that are considered relevant to our group, and they will be published as space permits. The Guild of Metalsmiths is not responsible for these items or events.

Guild educational grants

There is grant money available for Guild members to study intermediate and advanced metalworking techniques.

The Guild educational grant program is designed to bring new skills into the metalworking community. Participants are given money to pay for a portion of their expenses and are expected to learn some new or poorly understood skill, and then to share what they have learned with other members and the public through an article in our quarterly magazine, "The Metalsmith." They're also expected to lead a workshop on the topic (or other educational service approved by the board).

Application forms are available from the president or treasurer at a regular meeting, or by sending a self-addressed, stamped envelope to:

The Guild of Metalsmiths
PO Box 11423
St. Paul MN 55111