

# The Forum

December 2018



Vol. 20, No. 12

## Annual TGoM holiday gathering Sunday, December 2 at CSPA Hall in St. Paul, MN



Join Guild of Metalsmiths friends and families for our annual holiday gathering at the CSPA Hall in St. Paul (address 385 Michigan St, at the corner of West 7th and Western). The hall will open at noon. We usually share hors d'oeuvres as people arrive, so bring your favorites if you wish.

The annual business meeting is first on the agenda, including awards, elections, and the normal business stuff starting at 1:0 pm and going on for an hour or so. Your participation is key to this. That leads into show and tell, and possibly an impromptu auction. By then, we'll all have worked up an appetite to sit down to our always delightful holiday potluck.

If you're a first-timer to this event, just go upstairs at the front of the building when you get there. An elevator entrance is also located on the side just off the parking lot. Bring your family!

Any questions about this meeting can be answered by contacting meeting champion Mike Frattalone at [icemanfratt@aol.com](mailto:icemanfratt@aol.com).



## SEASON'S GREETINGS



# Our neighborhood of smiths

## The Guild of Metalsmiths (TGoM)

All membership meetings are the second Wednesday of February, April, June, August, and October, except December. For these meetings a potluck meal begins at 6:30 pm and the business meeting begins at 7, with a demonstration or activity starting around 8 (times approximate). To check your membership expiration date, see the mailing label on your latest copy of "Metalsmith."

President: Martin Pansch Vice-President: Paul Widenhoefer  
[blacksmithingyeti@gmail.com](mailto:blacksmithingyeti@gmail.com) [pwidenhoefer@gmail.com](mailto:pwidenhoefer@gmail.com)  
612-599-4762 952-930-0070  
Our website is: <http://www.metalsmith.org>

## Badger Blacksmiths meetings

Our contact information is as follows:

President: Don Hogenson Newsletter editor: John Grump  
715-265-4701 715-835-0894  
[johngrump@att.net](mailto:johngrump@att.net)

## Lake Superior Metalsmiths

Lake Superior Metalsmiths (LSM) meet the fourth Saturday of the month. Potluck at noon with meeting to follow.

### Contacts are:

Charley Brown, President, [CharleyRB@charter.net](mailto:CharleyRB@charter.net), 218-428-7906  
Dave Hanson, VP, [duluthblacksmith@yahoo.com](mailto:duluthblacksmith@yahoo.com) 218-391-4466

## Northern Minnesota Metalsmiths

The NMM meets the first Monday of the month at Lake Itasca Region Pioneer Farmers (LIRPF) show grounds, 1/4 mile east of the north entrance to Itasca State Park.

Contact Keith Johnson for monthly specifics at [keith@greatriverforge.com](mailto:keith@greatriverforge.com). The NMM's website is [www.nmmetalsmiths.org](http://www.nmmetalsmiths.org)

## Central Minnesota Blacksmiths (CMB)

Meet on the first Monday of each month. Potluck followed by demo. Locations are different every month so please call or write for info

**President: Ken Zitur** **Brian Johnson**  
320-746-8161 16777 Co Rd 75 NW  
[mail@kensiron.com](mailto:mail@kensiron.com) Clearwater MN 55367  
320-558-6898

## Chicago Avenue Fire Arts Center (CAFAC)

Quarterly blacksmithing classes, exhibits, and open house events  
[www.cafac.org](http://www.cafac.org) email: [info@cafac.org](mailto:info@cafac.org)

## Tunnel Mill Crafts

Blacksmith shop, traditional iron work, classes  
4505 Highway 63 North, Rochester, MN 55906  
507 289-4189 or 507 289-5246  
Carol Adams [jc-adams@msn.com](mailto:jc-adams@msn.com),  
<http://www.tunnelmillcrafts.com/>

## Sandy Lake Forge on Raspberry Island

Blacksmith shop offering classes, workshops and more. See [raspberrylakefolkschool.blogspot.com](http://raspberrylakefolkschool.blogspot.com) for details or call: 218-851-6085

Gary and Janet Hill Raspberry Island  
50569 218th Place McGregor, MN 55760

# For Sale

I am scaling back my blacksmithing operations as I'm planning to move. As such I have several items for sale:

2 anvils  
Large coal forge  
Small coal forge  
2 knee vices  
Small gas forge  
Blacksmith table  
2 hand crank blowers  
Electric blower for gas forge  
Numerous fittings, piping, valves, etc. to build several gas forges  
Kaowool, approximately 48'  
Stick electrode AC/DC welder  
Mill and Lathe with tooling  
Drill press  
Lots of wood working equipment!

And steel!!! Enough to build a couple power hammers (of which I have the plans) along with spring steel, mild, etc. I also have a decent quantity of dimensional steel as well.

Call if you're interested: Lance Ausing, 715-642-0143.

# December Demo Op:

The Dakota County Fairgrounds is looking for blacksmiths to demo in their blacksmith shop December 1, 2, 8, and 9 for an upcoming event Christmas In the Village. The shift times are 12:45pm-4:45pm and 4:30pm-8:15pm. They are open to the public and show what the holiday looked like in 1900 - so they need blacksmiths dressed in 1900 attire (jeans and a long sleeve, button down plaid or flannel or jean shirt) to demonstrate the craft as it was in 1900.

If interested contact Alisa Peterson directly.

Alisa Peterson  
[education@dakotacity.org](mailto:education@dakotacity.org)  
Education Director and Volunteer Coordinator  
Dakota City Heritage Village, Inc.  
651-460-8387  
[www.dakotacity.org](http://www.dakotacity.org)

# Jackson Street Roundhouse Fall & Winter Demo Ops

Wednesdays and Saturdays, 9 am to 4 pm until May 2019.  
December will have Santa Days and will be open the first 3 Sundays.

Enter through the back gate. We now have a second forge set up. People that would like to work in the blacksmith shop are welcome to drop by. Any questions, call Gordon Barr 952-894-4821.

## Handled Struck Tools Workshop

Saturday, Dec. 1, 8 am to 5 pm

Location: MN School of Horseshoeing (map page 7)

Instructors: Jesse (lead instructor) and Dave Gavin, others

Cost: \$85      Minimum six students      Maximum eight.

The tools made will be punches with a wire handle and chisels with a wire handle. We will offer the option to use treadle hammers supplied by the teaching staff. (Find out if you really need one of these by trying them.) Last year we used 3 different treadle hammers for the eight students. Tools for the treadle hammers will be supplied. Steel used will be 5/8 and 3/4 inch round 4140 AN for the punches and chisels. Handles will be fabricated from 1/4 and or 5/16 round CRS.

The goal of the workshop is to produce students comfortable with the process of forging and heat treating tools from tool steel. The secondary goal is to have the students comfortable with the use of treadle hammers. We forge in the morning, heat treat and install handles after lunch.

We've accepted that most of the time is spent focusing on understanding the heat treat process. There will be enough stock so we can encourage you to make a couple of serious mistakes and still go home with real tools to use or to offer for the next "iron in the hat".

Power grinders are supplied. Bring your favorite hammers and tongs suitable for the stock if you have them. Bring your basic safety gear (leather, cotton, gloves, eye and ear protection and safety shoes). This class has been going annually for quite a while and has always filled. Credit for that goes to Jesse and Dave.

**To register** put your name, phone number, email and residential address on piece of paper, fold it up with a check for \$85 written to The Guild of Metalsmiths, and send to Herb Fick, class manager. **Questions?** 507 663 0569 or 507 649 1611 (cell) [herb@phyque.com](mailto:herb@phyque.com)

Herb Fick

519 East Eighth Street

Northfield MN 55057-2508

**Acceptance priority for this class will be determined by postmark.**



Handled struck tools



Color tempered chisels

---

## Fireplace Tools Class

Saturday, Dec. 8, 8 am to 5 pm,

Location: MN School of Horseshoeing (map page 7)

Instructors: Larry Wasmund and others

Cost: \$65

Class size: Maximum students: 10      Minimum students: 4

This class will be a creative class making tools for a fireplace or fire pit. You will create a fire poker, an ash shovel, and a hearth broom handle into which you will incorporate a whisk broom. The stock will be 3/8 square stock and there will be many handle choices from coils to animal heads and bottle openers that may be incorporated into the handles. Come one, come all, from beginners to advanced skills. All students get enough materials for three tools and a wall bracket. Time should allow finishing two for sure and most will complete all.

**Tools and Equipment or other items participants are to bring to the class:** Bring your favorite hammers and tools or use mine. I will have punches for facial features and animal heads.

**Safety Equipment** – Cotton clothing, gloves, hearing protection, safety glasses.

**Other Equipment:** None

**Lunch Arrangements:** on your own at local fast foods or bring your own

**To register for this class, send a check for \$65 written to "Guild of Metalsmiths" and your contact information to:**

Larry Wasmund

28275 464<sup>th</sup> Street

Cleveland MN. 56017

**Acceptance priority for this class will be determined by postmark.**



## Tiny Tool Ornaments Class

Saturday, Dec. 15, 8:30 am to 4 pm

Location: MN School of Horseshoeing (map page 7)

Cost: \$65

Maximum students: 8 Minimum students: 5

Instructors: Larry Wasmund and others

This class is to be a fun day creating tiny scale forged tools such as tongs, hammers, anvils, and others limited only by your imagination. Students should know how to direct the movement of steel with a cross peen, draw out, and rivet. Everyone will go home with multiple ornaments.

**Tools and Equipment or other items participants are to bring to the class:**

Bring your favorite hammer, a file, and an imagination.

**Safety Equipment** – Cotton clothing, gloves, hearing protection, safety glasses.

**Other Equipment:** None

**Lunch:** Local restaurants or bring your own

To register for this class, send a check for \$65 made out to “Guild of Metalsmiths” and your contact information to:

Larry Wasmund

28275 464<sup>th</sup> Street

Cleveland MN. 56017

**Acceptance priority for this class will be determined by postmark.**



## Bolt Jaw Tongs Class

Saturday, January 26<sup>th</sup> 2019, 8:30 am to 4:30 pm

School of Horseshoeing in Anoka

Instructor – Dave Gavin – Jesse Gavin assisting and class champion

Cost - \$65

**Lunch** – Local restaurants or bring your own

**Class Description** – Learn to make bolt jaw tongs from bar stock. For 1/2" material – or pick a size between 1/4" and 1/2" These tongs are useful for reaching around parts on the end of a bar – leaves, finials, bolt heads, the curve of an S hook and others.

**Tools to bring** – proper safety attire, favorite hammers, tongs to hold 5/16" X 3/4" & 1/4" flat stock, hot cut chisel, files – flat, half round, round

**Suggested tools** – an arm that is in shape to be able to swing your favorite hammer

**To register for this class** – send a check payable to “The Guild of Metalsmiths” to

Jesse Gavin

N8214 330<sup>th</sup> Street

Spring Valley WI 54767

Questions: 715-808-5891

**Acceptance priority for this class will be determined by postmark.**



## Beginners Blacksmithing Classes 2019

Registration is now open for the three day Beginners Blacksmithing classes  
Jan 5, 12, 19 in Ramsey or Feb 2, 9, 16 in Cleveland

(Maps on page 7)

The beginners' basic classes are designed to give everyone the same understanding of the basics, techniques and terminology. The basic classes or proficiency are required before taking any of the many other classes the Guild offers. This enables those classes to concentrate on advanced techniques without having to spend time on basic concepts.

This 3 day class covers the basics of: Safety, Tools, Fire Control, Forging Dynamics, Tapers (ribbon, fishtail, point), Twisting, Riveting, Shouldering, Upset, Cutting, Splitting, Punching, Heat Treat, Scrolling, Bending, Forge weld.

**Cost:** (covers everything you need, the facility, coal, metal tools and workbook)

\$180 for members, \$190 non members

Minors (under 18) can share a forge with a guardian for an additional \$30

### Dates and Location:

The classes are held on Saturdays at the Minnesota School of Horseshoeing, 6250 Riverdale Dr NW, just off Hwy 10 in Anoka near the Anoka Vocational College or in Cleveland, MN near Mankato.

- The Ramsey classes are held Jan 5, 12, 19
- The Cleveland classes are held Feb 2, 9, 16
- Additional classes are scheduled for April 2019

### What you need to bring:

Eye, ear and skin protection. This includes safety glasses, ear muff or plugs and suitable clothing which includes hard shoes, cotton or leather. Synthetic and polyester clothing will burn and melt. There will be sparks and brushes against hot metal.

### Tools:

Tools are provided but if you have a favorite hammer, punches, chisels and tools, bring them along. A small 1 to 2 pound ball peen hammer would work. We have various hammers for you to try and get a feel for what is comfortable.

### Typical day:

Classes start at 9 but people usually show up much earlier to get the coffee brewing, have a donut, swap stories or show off recent projects. Feel free to bring projects you are working on to show. We break for lunch. You can either bring a brown bag or go out to a local fast food restaurant. Classes end between 3 and 5.

To sign up for the three day Level 1 Beginners classes, send a check (\$180 for members, \$190 non members) made out to The Guild of Metalsmiths to:

Gordon Barr  
11021 27<sup>th</sup> Ave  
Burnsville, MN 55337

Questions: [agbarr@aol.com](mailto:agbarr@aol.com)



# THE GUILD OF METALSMITHS, Board of Directors – November 14, 2018

Held At: Danish American Center, 3030 West River Parkway, Minneapolis

Call to Order: 7:05PM by Martin Pansch. Members in attendance: Bettenberg, Dodge, Gavin, Lockwood, Pansch, Phillips, Wasmund, Widenhofer. Missing: Barr, Sheely. Visitor(s): Taya Gavin

Approval of previous meeting's minutes: Motion to accept by Phillips, second by Jesse Gavin. Motion passes.

## COMMITTEE REPORTS:

**Treasurer Report:** Grace Sheely

Treasurer laid up from surgery. No report. Transition to Taya has not commenced. Timeline of milestones for this needed. Transition is also ideal time to record SOP of various treasurer tasks.

**Membership Services Committee: Chair Barr,**

Barr not present to present report. Membership list for Metalsmith went out with 462 members. This was the first Metalsmith mailing list produced by NEON. Initial list lacked member expiration dates but this was noticed and corrected.

**Education Committee report: Chair -Wasmund, Vice Chair- Marty Masters**

3-day beginner class seemed about perfect. No complaints from students yet over not having a finished product to bring home. Ad for next Beginner class should be in the December Forum. 2019-20 class calendar starting to be developed. Numerous possible classes discussed. New load of coal ordered, waiting on time truck and mine are both available. New boards placed in the coal bin in expectation of new load.

**Program Committee: Chair-Lockwood, Vice Chair- Derrick Phillips**

October – Arms and Armor meeting went well though lower attendance than usual for that venue. Possibly the construction to blame? December Christmas party – on 2 December at CSPS. Investigating alternative venues for 2019 as price keeps rising. Linder's possible February meeting venue. Maybe Toll welding for April. 2019 conference contest item discussed. Nut crackers, mini anvils, and trivets mentioned as possible themes. Wasmund mentioned Dakota County fairgrounds might be a possible alternate conference venue if Little Log House becomes untenable.

**Communications Committee: Chair-Bettenberg, Vice Chair- Vacant**

Metalsmith editorial committee had first meeting to discuss path forward. June Metalsmith sent to printer. September Metalsmith at 85%, lacking 4 pages of content and president's message. 15 December target print date. December edition also about 85% complete. 15 January target print date. Conference shirt sales have now broken even. This year's t-shirt design not as popular. Hats sold out. Denim shirts sold a little better at October meeting versus warm conference. Possible webmaster replacement found. They are mulling it. Eventually like to have multiple people covering this.


## UNFINISHED BUSINESS:

Status of long range future with Little Log House? Wasmund plans to meet with Bauer before Christmas party. Discussion of Guild positions that need to be filled: Program committee chair, one director, and webmaster. Not much time left to find a director. Wasmund has purchased materials for chair carts but still needs to assemble a prototype. Review of draft Guild continuity book. Will add a timeline of all major Guild milestones in a typical year so various committees have a sense of what the others are up to.

## NEW BUSINESS:

**Executive session:** Discussion of possible award candidates.

**ADJOURNMENT: 9:20 PM**



## The Guild of Metalsmiths Sharing Library

Check out these additions to TGoM's library. Thanks to Librarian Richard Zielike for the reviews. These are available for checkout. Watch for more down the road.

***Heat Treatment of Steel***, Machinery Reference book 63, 2<sup>nd</sup> edition. This book is from 1910, and has articles by Ralph Badger, J.E. Storey, and J.F Sallows on hardening carbon steels, hardening carbon and low tungsten steels. It has the requirements for an electric hardening furnace, and a casehardening furnace. There is a chapter on heat-treating spring steel and another one on alloy steel. This was written for industry, but there is still valuable information here. Not a lot of pictures, and 48 pages.

***Bladesmithing with Murray Carter***. Murray is a Canadian who learned knife making while living in Japan, and who eventually immigrated to the United States.

Chapter 1 is "Dangers In The Bladesmith Shop", and goes from there. As opposed to some other authors in this list, Murray strives for consistency in his blades, and so he has a lot of patterns. His steel comes from Japan, and he uses rice straw to anneal his blades in it. He makes laminated blades (and damascus) and he explains the different types. Most of the book is on blade making; he doesn't start on handles until about ¾ of the way through the book. Color, 160 pages.

# Goings on...a listing of TGoM events at a glance



- All membership meetings are the second Wednesday of February, April, June, August, and October. Date for December will be announced. For these meetings a potluck meal begins at 6:30 pm and the business meeting begins at 7, with a demonstration or activity starting around 8 (times approximate).
- Education Comm. meets first Thursday of each month. Contact Larry Wasmund, chair: [poundedtreasures@gmail.com](mailto:poundedtreasures@gmail.com)
- Program Comm. meetings are 7 pm the third Thursday of each month. Mark Lockwood is chair: [mark.lockwood@daikinapplied.com](mailto:mark.lockwood@daikinapplied.com)
- All board meetings are the second Wednesday of January, March, May, July, September, and November. Potluck meal begins at 6:30, with meeting starting at 7 pm.

## Events in December 2018

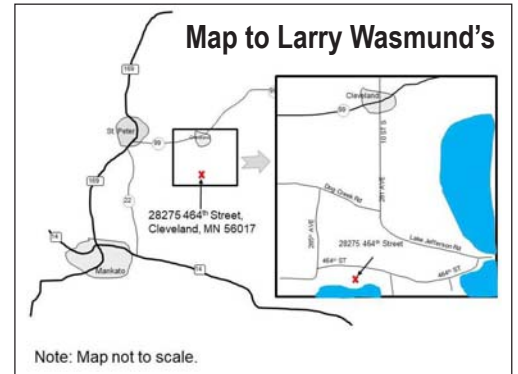
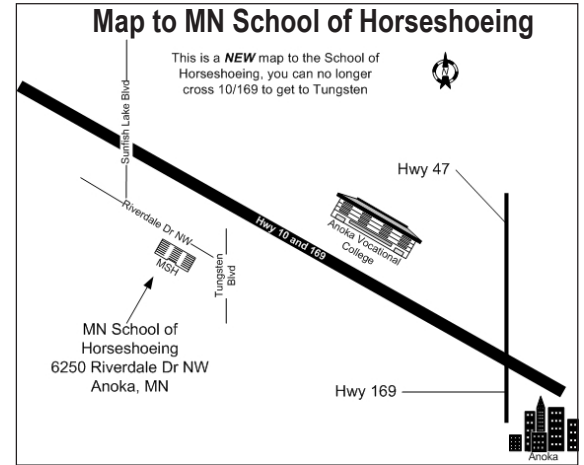
- Dec. 1, Handled Struck Tools Class, MN School of Horseshoeing
- Dec. 2, TGoM Christmas Potluck/Annual Meeting, CSPS Hall, St. Paul
- Dec. 8, Fireplace Tool Building class, MN School of Horseshoeing
- Dec. 15, Tiny Tool Ornaments Class, MN School of Horseshoeing

## Events in January 2019

- Jan. 5, Beginners Blacksmithing class C1, MN School of Horseshoeing
- Jan. 12, Beginners Blacksmithing class C2, MN School of Horseshoeing
- Jan. 19, Beginners Blacksmithing class C3, MN School of Horseshoeing
- Jan. 26, Bolt Jaw Tongs Class, MN School of Horseshoeing

## Events in February 2019

- Feb. 2, Beginners Blacksmithing class D1, Cleveland
- Feb. 9, Beginners Blacksmithing class D2, Cleveland
- Feb. 13, Guild membership meeting, location TBA
- Feb. 16, Beginners Blacksmithing class D3, Cleveland



## Join The Guild of Metalsmiths

Send \$30 dues to the address below. Please circle if you want to be listed in our membership directory and/or check items you don't want listed.

The Guild of Metalsmiths  
PO Box 11423  
St. Paul MN 55111

**List Me**  
in the directory  
but don't list  
address - phones: home - work - fax - cell - email - web page  
(circle items above you DO NOT want published)

**Don't List Me**  
in the Directory

Name: \_\_\_\_\_

Email address: \_\_\_\_\_

Address: \_\_\_\_\_

City, State, Zip Code: \_\_\_\_\_

Primary phone: \_\_\_\_\_ Secondary phone: \_\_\_\_\_

All memberships are family memberships. Persons of all ages, professionals and hobbyists, are invited to join. We do not sell our mailing list.

## ELECTRONIC FORUM

If you have not been receiving an email notification that The Forum is available, please verify that we have your correct email address. Contact Gordon Barr at [agbarr@aol.com](mailto:agbarr@aol.com).



Address Service Requested

If you have items to be included in The Forum, please send them to Georgia Myers, editor, by email to: [gldmyers@embarqmail.com](mailto:gldmyers@embarqmail.com) by the third Monday of the month, if possible.

## The Guild of Metalsmiths on the web

Visit our website at <http://www.metalsmith.org>

Looking for something? Try the search engine. On our home page, at the top of the right sidebar, enter your query and click on "Search."

December 2018

---

Your membership expiration date will show on the address label of your quarterly Metalsmith magazine.

---

### TGoM now accepts Paypal and most major credit cards

The Guild accepts Paypal and most major credit cards, in addition to paper checks, for the payment of annual dues. This should make it more convenient for members to pay dues.

---

The Guild of Metalsmiths, St. Paul, MN, publishes The GoM Forum monthly. It is intended as a tool to further our educational mission, to keep members up to date on current happenings, to publicize projects and workshops, a place for all members to express their opinions, concerns, learn more about each other—in short, to help us run our organization.

---

Information in this publication is provided as a service for our members. Members may submit items for sale and upcoming events that are considered relevant to our group, and they will be published as space permits. The Guild of Metalsmiths is not responsible for these items or events.

---

### Guild educational grants

There is grant money available for Guild members to study intermediate and advanced metalworking techniques.

The Guild educational grant program is designed to bring new skills into the metalworking community. Participants are given money to pay for a portion of their expenses and are expected to learn some new or poorly understood skill, and then to share what they have learned with other members and the public through an article in our quarterly magazine, "The Metalsmith." They're also expected to lead a workshop on the topic (or other educational service approved by the board).

Application forms are available from the president or treasurer at a regular meeting, or by sending a self-addressed, stamped envelope to:

The Guild of Metalsmiths  
PO Box 11423  
St. Paul MN 55111