

The Forum

January 2019



Vol. 21, No. 1

2018 Juaire/Hubler Award



TGoM President Martin Pansch (left) congratulates 2018 Juaire/Hubler Award recipient Gordon Barr.

2018 President's Award



John McDonald (left) is the recipient of the 2018 President's Award from TGoM President Martin Pansch.

2018 goes out with traditional December holiday potluck, impromptu auction, show 'n tell, new slate of TGoM officers & committee chairs

Now that we've ushered in the 2019 new year, we can look back with regard for the events of 2018. The well-attended December holiday meeting at the CSPA Hall in St. Paul gave us a new Juaire/Hubler award recipient. Outgoing president Martin Pansch introduced Gordon Barr, "a man of few words and many actions," who was the worthy receiver of TGoM's highest honor. Gordon joined the Guild in 2001 and has been a member of the board of directors for 11 years. Coincidentally, a new Forum series spotlighting TGoM instructors (found on page two of this issue) features Gordon, long-time metalsmithing class trainer and mentor.

Martin also announced that he was presenting the President's Award to John McDonald, TGoM member who for the past 15 years has headed up the silent auction during the annual Fall Conference. Thank you for your hard work, John!

Martin gave lauds to the board of directors who have donated their time and energy to the Guild. Special recognition went to Asa Pearson, who stepped up to take on editing duties for "Metalsmith," TGoM's quarterly publication.

Since Martin is stepping down from numerous years service to the Guild as our president, well-earned standing applause came as a result of a quick but sincere speech of appreciation given by Marty Masters on behalf of the entire Guild.

The 2019 slate of officers and committee chairs can be found on page 2.

Show n tell

Elaborate candle holder created and shared by Jim Ricci, from a design from the Mark Pearce pre-conference class project from several years back..



The show n tell table filled up quickly, but not as quickly as the hors d'ouvres table!



One of TGoM's most resourceful members, Dick Carlson brought (for show n tell) a cowbell he created using 14 gauge sheet metal, pressed.

2019 Slate of TGoM Officers & Committee Chairs

Officers:

President: Larry Wasmund
Vice President: Paul Widenhoefer
Treasurer: Taya Gavin
Recorder: Richard Zielike

Board Of Directors:

Gordon Barr Jesse Gavin
Derrick Phillips Peter Bettenberg
Mark Lockwood Christina Dodge
Martin Masters

Committee Chairs:

Communications: Peter Bettenberg
Program: Mark Lockwood Co-Chair/ Derrick Phillips Co-Chair
Education: Christina Dodge Co-Chair /Wayne Olson Co-Chair Marty Masters Vice Chair
Membership: Gordon Barr
Long Term Planning: Paul Widenhoefer

Passing of Clifton Ralph

(From an email received December 24, 2018 from Martin Pansch)

I just heard of the passing of Clifton Ralph. While he was not in The Guild, he was a giant within the world of blacksmithing in general and power hammer use specifically. While I have never had a chance to meet him myself I have studied the compilation of his power hammer articles and learned of VARP (Volume Area Resistance and Power) vicariously through those who studied with him. Several who have learned from him say he was the best smith they ever knew.

Next time you get a chance, ring the anvil in memory of Clifton. He leaves our craft and world richer for having been in it.

— Martin Pansch

Wanted: Blacksmith/Entrepreneur

Busy seasonal location in Keystone, SD, just below Mt. Rushmore, has a blacksmith space at street level available for an enthusiastic, entertaining and moderately talented blacksmith. While demonstrations are the most important aspect you should also have a small product line to sell and/or take orders for off season work. Free rent to the right individual. Call Robert at 605-391-7299"

Wanted: Summer blacksmiths for Camp Thunderbird

My name is Erin Cooksey and I am the Assistant Director for Camp Thunderbird. We are located in Bemidji and currently have two blacksmithing positions open at our Boys and Girls summer camps. The position start June 1, 2019 and ends August 16, 2019. This position would be great for young blacksmiths 19 years or older who want to gain experience teaching others. All equipment is provided, however both shops are non-electric hand powered. Contact info:

empire@camptbird.com

Assistant Director, Camp Thunderbird
314-647-3168

Jackson Street Roundhouse Fall & Winter Demo Ops

Wednesdays and Saturdays, 9 am to 4 pm until May2019.

Enter through the back gate. We now have a second forge set up. People that would like to work in the blacksmith shop are welcome to drop by. Any questions, call Gordon Barr 952-894-4821.

**New year
New feature!**

Thanks to Christina Dodge, this new Forum series spotlights a member of The Guild of Metalsmiths who has generously shared knowledge, talent, and time as a class instructor for TGoM.

...sharing our passion for metalworking!

Gordon Barr

I have been blacksmithing since joining the Guild in January, 2001. I had purchased a lot of blacksmithing equipment at an auction 10 years earlier but didn't know what to do with it. So it sat in a shed until I found the Guild.

Immediately after joining, I took the beginners course and also took every class offered from the Guild for the next several years. I also attended every open forge available. After taking all the available classes, I started assisting teaching them. Then a few years later took on organizing, championing and teaching the Beginners classes. I started designing and holding workshops for tools such as the treadle hammer, guillotine tool, and belt grinder. I also teach the Boy Scout merit badge for Blacksmithing.

I now manage the Minnesota Transportation Museum (Roundhouse) blacksmith shop and machine shop providing an open forge for all members.

Sometime around 2003, I joined the education committee. I also took on the membership database at the same time. A couple years later I joined the Board of Directors. Years later, I am still on these committees.

I like to teach because I learn a little more with each class. I try to present techniques to students without prefacing it with "this is a little difficult but" If you say it's hard, it will be hard. Just don't tell the unknowing new student. Being a Mechanical Engineer, I like to design tools and equipment so will continue with this.



Gordon Barr at the Jackson Street Roundhouse blacksmith shop, during a class he was teaching for Boy Scouts. (Photo by Christina Dodge)

Bolt Jaw Tongs Class is FULL!

Saturday, January 26th 2019, 8:30 am to 4:30 pm
Location: MN School of Horseshoeing
Instructor – Dave Gavin – Jesse Gavin assisting and class champion

All beginning blacksmithing classes are FULL!

Beginners Blacksmithing classes Jan 5, 12, 19 in Ramsey or Feb 2, 9, 16 in Cleveland

Scandi-style Bushcraft Knife Class

Saturday & Sunday, Feb. 23 & 24, 2019, 9 am to 5 pm both days
Location: MN School of Horseshoeing (map page 7)
Cost: \$120 per student
Instructor: Paul Widenhoefer
Minimum of 4 students, max is 8

Are you afraid of being stuck in the wilderness with only a knife at your side? Or do you just want to carve some Dala horses with an authentic Scandinavian blade? Well we have the knife class for you! This class offering will be for making a scandi-style knife favored by woodworkers, campers, survivalists and woods men and women alike. We will be covering forging a blade, safety, grinding, knife steels, handles, heat treating, and sharpening for this useful and versatile blade. These are typically short blades 2" to 4" in length with a combination wood, bone, antler and/or leather handle. Sheathes will not be covered at this time. Students should have at least basic blacksmithing skills.

Paul Widenhoefer will be the instructor of this class. Paul has been making knives for over ten years and has taught knife making classes for the guild previously. He is also a member of the ABS (American Bladesmith Society).

Students will be expected to bring safety equipment, favorite hammer and any tongs for small stock you may have. Students should leave with one finished (or nearly finished) knife with a wood handle, if you have questions, contact Paul at 952-930-0070.

Send your check for \$120 written to "Guild of Metalsmiths" and your contact info to:

Paul Widenhoefer
3618 Robin Lane
Minnetonka, MN 55305

Acceptance priority for this class is determined by postmark date.



Happy New Year!

The Officers and Board of Directors would like to take this opportunity to wish each and every one of our members a very Happy New Year.

May 2019 bring you happiness and fulfilment of all your dreams. May it bring the personal goals of success you deserve. May the year keep the coal in the bin moving and the fun continuing, but most of all, we wish the best of health and prosperity for you and your family throughout the year.

Please member to be safe and strong at your anvil and keep the iron glowing.

Watch The Forum for all the new and old classes, and other surprise announcements, coming soon!

Sally Wassmehl

and the entire Board of Directors and Committees

Struck Tools Workshop

Date Saturday, March 23, 2019, 9:00 am to 4:30 pm

Instructor: Jim Scott

Cost: \$70 Class size: 8 max, 5 minimum

Location: MN School of Horseshoeing

The day will include:

Prepare a punch, a slitting chisel and a drift using approximately 5/8 inch round stock. We will fabricate normal length (6 to 8 inches) hand held tools (no handles). We will heat treat using oil. We will have trainers who offer all kinds of help including striking. Material used will be GM automotive coil spring stock, presumed to be 5160 alloy.

Students should have completed the Beginning Blacksmithing course or have suitable background experience.

You will need: **your pet forging hammer, a second hammer for striking tools, hearing and eye protection and proper clothing**
Suitable tongs if you have them. A variety of Guild hammers are available for your trial.

This workshop is a valuable opportunity for practical hands-on training in the preparation and restoration of tools. Blacksmiths need basic comfort with techniques used when restoring and heat treating tools. We will focus on the use of color and on the use of oil to determine grain size, hardness and temper. We forge in the morning and heat treat and final grind in the afternoon.

If you are short on physical strength, we will accommodate you with smaller stock and/or striking help. Bill the Welder © is offering to help, along with others.

For background, go to the February meeting and ask those who have participated in past Jim Scott classes. They are enthusiastic and often offer to help with the workshops. The Guild gave Jim a partial grant to take a tool making workshop. This is something like his sixteenth payback workshop.

I'll bring some rolls, we will offer coffee. Lunch is brown bag or local lunch counters. Early registration really helps us plan. Background study materials will be forwarded after registration.

Questions? Contact Herb: herb@phyque.com 507 663 0569 507 649 1611 (cell)

To register for this workshop simply forward your interest, a check for \$70 written to The Guild of Metalsmiths, and complete contact information to:

Herb Fick

519 East Eighth Street

Northfield, MN 55057-2508

Acceptance priority for this class will be determined by postmark.



Forge Tool Building Class

Saturday, March 30, 2019, 9:00 am to 4:00 pm

MN. School of Horseshoeing

Cost \$65.00

Instructor: Larry Wasmund

Minimum students 5 Maximum students 10

We will be using the most basic procedures to construct a Forge Rake, Water Can, Forge Shovel, and a Poker.

Bring safety glasses, hearing protection, gloves, and wear denim or cotton clothes.

Entry level skills to intermediate level skills, depending on the handle design.

Lunch: 1 hour on your own. Coffee and rolls at 8:30 am.

To register for this class, send your full contact information and a check for \$65 written to "The Guild of Metalsmiths" to:

Larry Wasmund

28275 464th St

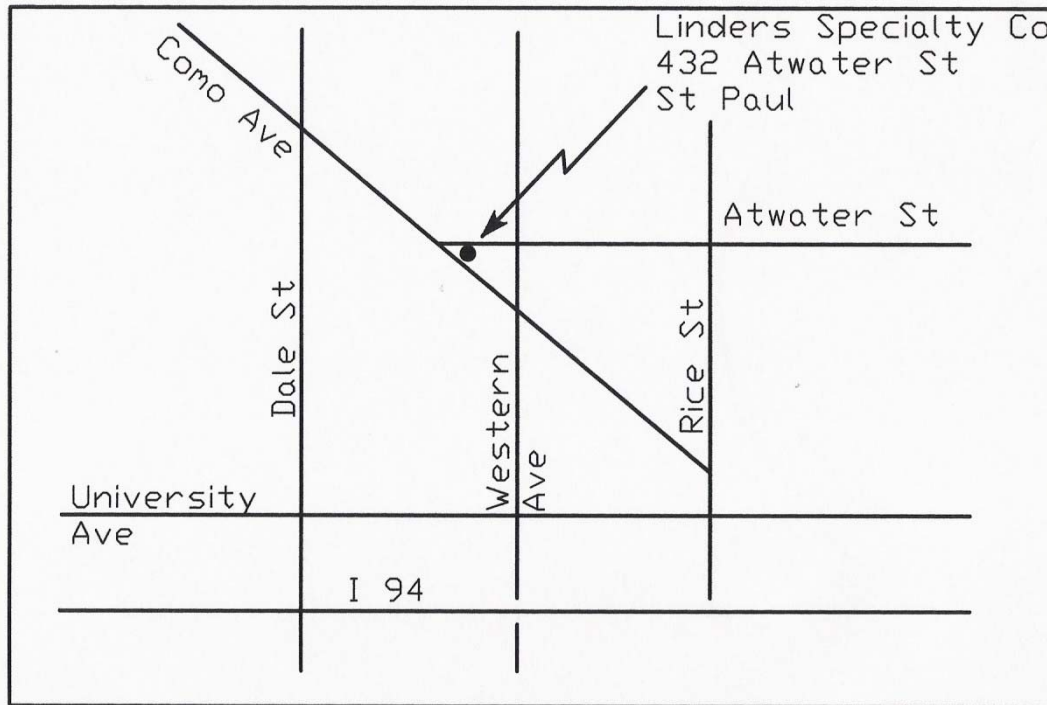
Cleveland MN 56017

Questions? Contact Larry at poundedtreasurers@gmail.com

Acceptance priority for this class will be determined by postmark.

February 2019 TGoM membership meeting plan in the works!

On February 13 we will be meeting at Linders Specialty Company, 432 Atwater St., St. Paul MN (map below). They will demonstrate a couple of their large machines after our 6:30 pm potluck dinner and 7:00 pm business meeting. Watch for more details in the February Forum. Our champion for this meeting is Derrick Phillips. Email him at derrick_phillips@q.com with questions.



The Guild of Metalsmiths Sharing Library

Check out these additions to TGoM's library. Thanks to Librarian Richard Zielike for the reviews. These are available for checkout. Watch for more down the road.

The following 3 books are written for beginning blacksmiths:

The Artist Blacksmith by Peter Parkinson, 160 pgs
The Home Blacksmith by Ryan Ridgeway, DVM, 222 pgs
Blacksmithing Techniques by Jose Ares, 144 pgs

All of these books are wonderful books with excellent color photos, and start with "this is an anvil". These are made for a beginner.


The Home Blacksmith discusses basics and setting up shop for 42 pages before going into steels and techniques, which are another 42 pages. After that, he has simple tools and projects for the farm and home.

The Artist Blacksmith is about techniques rather than projects. Parkinson starts with workshop equipment, a lot on health and safety, before working on the anvil.

He then goes to drawing down, bending, upsetting, spreading, punching and twisting. With twisting, it goes beyond a beginner, and has chapters with strikers, design, and the like. This is the only book of the three to mention a gas forge.

Blacksmithing Techniques has small section on gas and arc welding, where the others don't cover it at all. Ares doesn't have as many projects, but I think there are more pictures per project, which makes it easier to follow. I think he is the only one who tells how to light the fire. One page, but it extremely clear when to start forging. I guess every one assumes that we light fires.

All three are excellent books, and they complement each other very well.



Note: The information below is provided as a service for TGoM members. Members may submit items for sale and upcoming events that are considered relevant to our group, and they will be published as space permits. The Guild of Metalsmiths is not responsible for these items or events.

Tunnel Mill Crafts 2019 Upcoming Classes

We are located in southern Minnesota near Spring Valley. For more information on any of the classes contact us at jc-adams@msn.com, or call 507-289-4189 Carol Adams.



Line-up for 2019 at Tunnel Mill

May 2, 3 4, & 5 Combo class wood & metal.

Make a wooden chest with Derek Olson and metal hinges for chest with Tom Latane'. In this special 2 part class, we can offer 8 students the opportunity to work with Tom and Derek as follows:

Students will be divided into two equal groups. One group will work 9AM - 1PM (or 8:30 - 12:30) in the wood shop while the other is in the blacksmith shop. After lunch the groups will switch places and work 2PM -6PM (or 1:30 -5:30). Students may choose to work in either shop (space permitting) in the evenings.

The Slant Lid Tool Chest Woodwork Portion (Taught by Derek Olson)

Tool chests are a simple solution to the age-old problem of protection and portability for their prized possessions. While many old tool chests resemble basic box-like chests, the Slant Lid with a fall front variety is an attractive alternative that can be simpler to build , lighter to transport and easier to work with.

The Slant Lid Tool Chest Forging Portion (Taught by Tom Latane')

In the forging portion of this class students will hammer out the hardware for the chests in the blacksmith shop. The basic hardware will consist of a pair of hinges and a hasp, inspired by the ornamental iron on the slant-lidded boxes of Conestoga Wagons.

Skill Level: -Beginner to intermediate smith, -Any woodworker able to drive a finishing nail without damaging the wood should have the hammer control to accomplish the forging.

May 17, 18 & 19th Box padlock class with Tom Latane'

Participants in this class will construct an early style (15th -17th century) padlock in which a bolt secures a hasp on the front of the case.

May 31, June 1 & 2nd Repousse' Douglas Pryor

We are welcoming Douglas Pryor back for his third year with us. This year Douglas is doing "scientific illustrations" including plants, and insects. Should be a very interesting class as usual,

June 7, 8 & 9th Steel trivet or side table with Jennifer Horn

Jennifer Horn is a Certified Journeyman Farrier and artistic Blacksmith who has been serving the northern Michigan horse owner community since 1990. Jennifer will teach us how to build an end table with round pass throughs, warps, square corners, forge welds, and other traditional metalworking techniques.

August 17, 18, 19, Make Damascus (layered steel)

Ric Furrer-Door County Blacksmith

October 11, 12 & 13th Decorated hammer heads with Tom Latane'

Students will forge a hammer head and then chase the cold steel to ornament the form. Acanthus leaf, greenman face, and rope border motifs will be demonstrated. Skill level- Intermediate to advanced.

2020 Peter Ross & Mark Aspery: More details to follow on website: www.tunnelmillcrafts.com

Guild member hosts 4-Day 'Evolution of Tool Making' classes in his shop

Mike Dippel, a member of The Guild of Metalsmiths, is coordinating a week of courses at his shop in March with Ethan Harty, a young blacksmith from Alberta, Canada—Subject: 4-Day Evolution of Tool Making. <http://www.ethanhartyblacksmith.com/>

When: March 23-26

What are we forging? Progressing every day forging the next tool with your newest tool advancing aesthetically and difficulty. 10 tools total, you bring everything home!

What do I need to bring? All materials and tools are included! PPE will be provided (glasses, gloves and ear plugs) but you can bring your own if you're more comfortable. Please wear JEANS, 100% COTTON SHIRT, and suitable WORK FOOT WEAR (leather boots). You will get dirty, sweaty, hot, and sparks will be flying. Bring yourself and a good attitude. It's going to be a blast!

How much does a class cost? \$950

Where is your shop? My shop is located in Cottage Grove, MN.

Who is going to be there? Ethan Harty, 8 students and myself.

Am I qualified? YES! Any level of smith can sign-up, even if this is your first time!

Accommodations? If you happen to be traveling long distance, there are hotels in Cottage Grove 10 minutes from my shop. Roughing it? There's room to park a camper or setup a tent if you prefer to get in touch with the squirrels. At the shop we have access to a bathroom, fridge, microwave and grill if you want to bring your own lunch. There are plenty of fast food choices in town to pick from just 10 minutes from the shop.

Contact Mike Dippel to sign up: mike.dippel@gmail.com

Mike's website: <https://www.mikedippelblacksmith.com/>

Goings on...a listing of TGoM events at a glance



- All membership meetings are the second Wednesday of February, April, June, August, and October. Date for December will be announced. For these meetings a potluck meal begins at 6:30 pm and the business meeting begins at 7, with a demonstration or activity starting around 8 (times approximate).
- Education Comm. meets first Thursday of each month. Contact Christina Dodge, co-chair: christina.gldmbr@gmail.com
- Program Comm. meetings are 7 pm the third Thursday monthly. Mark Lockwood, co-chair: mark.lockwood@daikinapplied.com
- All board meetings are the second Wednesday of January, March, May, July, September, and November. Potluck meal begins at 6:30, with meeting starting at 7 pm.

Events in January 2019

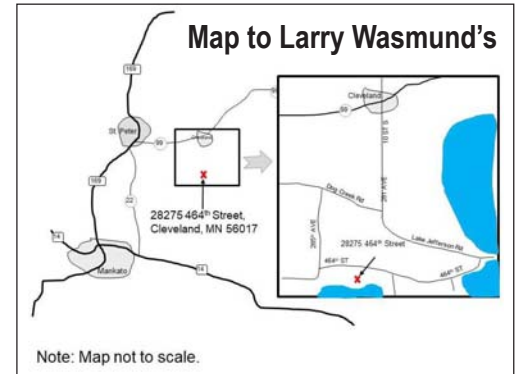
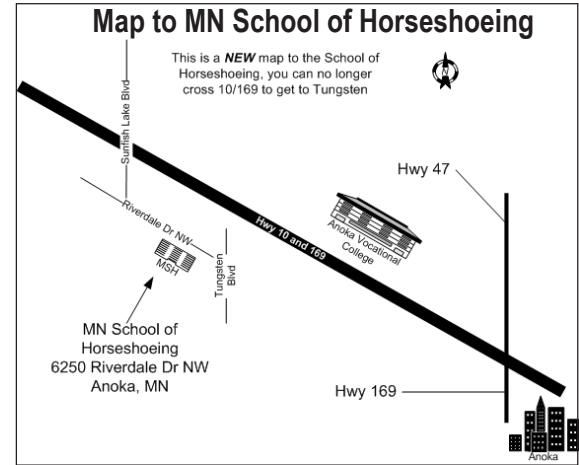
- Jan. 5, Beginners Blacksmithing class C1, MN School of Horseshoeing
- Jan. 12, Beginners Blacksmithing class C2, MN School of Horseshoeing
- Jan. 19, Beginners Blacksmithing class C3, MN School of Horseshoeing
- Jan. 26, Bolt Jaw Tongs Class, MN School of Horseshoeing (FULL!)

Events in February 2019

- Feb. 2, Beginners Blacksmithing class D1, Cleveland
- Feb. 9, Beginners Blacksmithing class D2, Cleveland
- Feb. 13, Guild membership meeting, Linders Specialty Co.
- Feb. 16, Beginners Blacksmithing class D3, Cleveland
- Feb. 23 & 24, Zombi Scandi bushcraft knife class, MN School of Horseshoeing

Events in March, 2019

- March 9, Taste of Blacksmithing, MN School of Horseshoeing (details tba)
- March 23, Struck Tools class, MN School of Horseshoeing
- March 30, Forge Tool Build, MN School of Horseshoeing



Join The Guild of Metalsmiths

Send \$30 dues to the address below. Please circle if you want to be listed in our membership directory and/or check items you don't want listed.

The Guild of Metalsmiths
PO Box 11423
St. Paul MN 55111

List Me
in the directory
but don't list
address - phones: home - work - fax - cell - email - web page
(circle items above you DO NOT want published)

Don't List Me
in the Directory

Name: _____

Email address: _____

Address: _____

City, State, Zip Code: _____

Primary phone: _____ Secondary phone: _____

All memberships are family memberships. Persons of all ages, professionals and hobbyists, are invited to join. We do not sell our mailing list.

ELECTRONIC FORUM

If you have not been receiving an email notification that The Forum is available, please verify that we have your correct email address. Contact Gordon Barr at agbarr@aol.com.



Address Service Requested

If you have items to be included in The Forum, please send them to Georgia Myers, editor, by email to: gldmyers@embarqmail.com by the third Monday of the month, if possible.

The Guild of Metalsmiths on the web

Visit our website at <http://www.metalsmith.org>

Looking for something? Try the search engine. On our home page, at the top of the right sidebar, enter your query and click on "Search."

January 2019

Your membership expiration date will show on the address label of your quarterly "Metalsmith" magazine.

TGoM now accepts Paypal and most major credit cards

The Guild accepts Paypal and most major credit cards, in addition to paper checks, for the payment of annual dues. This should make it more convenient for members to pay dues.

The Guild of Metalsmiths, St. Paul, MN, publishes The GoM Forum monthly. It is intended as a tool to further our educational mission, to keep members up to date on current happenings, to publicize projects and workshops, a place for all members to express their opinions, concerns, learn more about each other—in short, to help us run our organization.

Information in this publication is provided as a service for our members. Members may submit items for sale and upcoming events that are considered relevant to our group, and they will be published as space permits. The Guild of Metalsmiths is not responsible for these items or events.

Guild educational grants

There is grant money available for Guild members to study intermediate and advanced metalworking techniques.

The Guild educational grant program is designed to bring new skills into the metalworking community. Participants are given money to pay for a portion of their expenses and are expected to learn some new or poorly understood skill, and then to share what they have learned with other members and the public through an article in our quarterly magazine, "The Metalsmith." They're also expected to lead a workshop on the topic (or other educational service approved by the board).

Application forms are available from the president or treasurer at a regular meeting, or by sending a self-addressed, stamped envelope to:

The Guild of Metalsmiths
PO Box 11423
St. Paul MN 55111