

The Forum

March 2019



Vol. 21, No. 3

2019 Taste of Blacksmithing Saturday, March 9, 9:00 am-3:30 pm

This is the day to try blacksmithing! We're designing this for the complete novice. Hammer in hand, iron heated in the coal forge, anvil at the ready, you'll be making one or more of these take-home projects: a drive-hook, an S-hook, a wrist cuff (Viking arm band, anyone?), or just keep hammering and see what amazing shape comes forth! Bring your creativity, safety glasses, and curiosity – we supply everything else.

Instructors: Education Committee
Price: \$50 (Guild members \$40)
Location: MN School of Horseshoeing (map page 7)
Ramsey, MN (just west of Anoka)

Tools and Equipment or other items participants are to bring to the class:

You'll be working with red-hot iron and burning coal. Bring safety glasses. Wear non-melty clothing (no synthetics)– no cuffs or frayed edges. Same goes for footwear (leather boots are best). If you have ear protection, bring it. If not, we'll have foam earplugs for you.

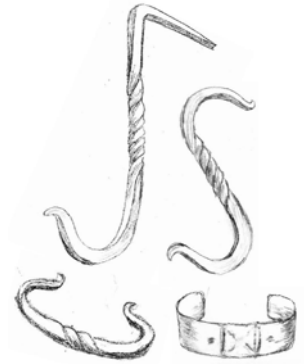
Lunch Arrangements: Bring a lunch or eat at a local establishment. We'll have an hour for lunch.

Questions? Email: christina.guildmbr@gmail.com

To sign up, write a check to "The Guild of Metalsmiths" and mail (along with your contact information) to:

Christina Dodge
17645 Baugh St NW
Ramsey, MN 55303

Space is limited. Acceptance is based on date of postmark & confirmed by email (or snail mail, if preferred).



Beginning Blacksmithing 'C' Class



Congratulations, "C" class of beginning blacksmiths! Left-to-right (roughly): Mark Head, Derrick Phillips*, Christina Dodge*, Karl Stocker, David Ishida, Rebecca Hrobak, David Gulbrandson, Tom Corniea, Mike Corniea, Matthew Corniea, Eric Crawford, Jeff Rissman, Marty Masters*, Conor Corniea, Wes Peterson*. (not pictured: Zac Crawford)

* signifies instructor

Roundhouse blacksmith shop closed

The Jackson Street Roundhouse blacksmith shop and machine shop are closed until further notice. They had sprinkler system water pipes freeze and burst. They will not allow anyone in the building until the sprinkler system is back up and running. All blacksmith equipment has been removed, and this may extend throughout 2019.

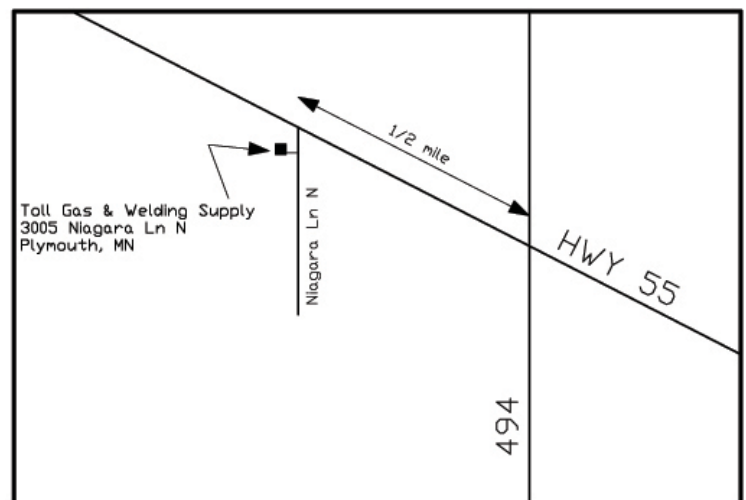
April 10 TGoM Membership Meeting

Next TGoM membership meeting to be held April 10 at Toll Gas & Welding Supply, Plymouth (map below).

Join your fellow Guild of Metalsmith friends on Wednesday, April 10 at Toll Gas & Welding Supply, 3005 Niagara Ln N in Plymouth. Brian and his crew have always been wonderful hosts and have agreed to host the Guild again. Thank you!

Potluck begins at 6:30 pm followed by the business meeting and show and tell. Plans are still in the works, and there should be more info in the April Forum.

If you have questions, please contact meeting champion Mark Lockwood 763-639-9646. Hope you can make it!





Spotlighting a member of The Guild of Metalsmiths who has generously shared knowledge, talent, and time as a class instructor for TGoM.



...sharing our passion for metalworking!

My Bio: Herb Fick

“My Bio” and what drives me to teach are pretty much the same thing. I am retired for a while now. When I was young I thought I would be a teacher, following in the steps of my three sisters who made that life look pretty good. The school teacher thing did not quite work out. At two employers I was focused mostly on materials (adhesive tapes and electrical insulation) I was often charged with the new lab hires. That set me up for years as a volunteer auditor for Minnesota’s vocational school system and as a manager of my employers’ interns. Interns from the U and the vocational system were a way to recruit good help. Most of those recruits are still friends.

But metal work started in my Godfather’s sheet metal shop in Northfield. He had me making stuff from metal by the seventh grade. By grade nine I had the key to the shop. I have tools from that shop that I purchased from Mark Nichols (one of the early founders of the guild). The Godfather got me started with oxyacetylene. In high school I worked for the greenhouse, and the owner encouraged me to get better with the torches. The filling station owner I worked for in college encouraged me to use the stick welder. (How’s that for luck?) Mark Nichols invited me to a Guild of Metalsmiths meeting when the group was about 30 members.

Sometime later I was invited to join Bob Fredell and Pete Stanaitis in trying to formalize our beginner curriculum. I’m still part of the education committee. I’ve been taking, teaching and organizing classes ever since we’ve had a curriculum.

Q and A...

“**Who did you learn from?**” The question needs to be “**Who do I learn from?**” After you list most of the people I’ve worked with and for, the Godfather, the vocational school in Faribault, and most of the older members of the club, you need to recognize over a hundred beginners I’ve worked with, all of whom brought something into the room to teach me. I shamelessly try to get people involved in our education committee work. A special example would have been when I was junior high age. A salesman for Century Welders took a liking to me at the state fair and had me demonstrating to farmers how easy it was for even a child to put down a reasonable bead with the new stick welders. (Yes they were still pretty new at that point.)

“**My favourite thing to make**” follows “**Who do I learn from?**” My favourite thing to make is new blacksmiths. I really get a rush watching new people have that moment of discovery of their own talent. The most common misconception novices have (opinion here) is that they can ignore the amazing and interesting complexities of alloy steel. It’s OK. Even Paul Hubler thought that was OK.

“**A successful blacksmith:**” Of course the old definition would be a successful blacksmith is one who can make a living at it. Most of my Guild friends are successful if they are enjoying the day and blacksmithing at the same time. Or even just being a hanger on for some of us older members. You don’t always have to have a hammer in your hand. You could be designing. I can be a successful blacksmith carving a freshly roasted hog with a homemade knife.

“**What would I be doing if I wasn’t blacksmithing?**” I am not a one trick pony. This time of year I am a downhill skier. With the stepson I can enjoy a day with the horses, grooming, feeding or riding; I like all of that. I am active in a few professional organizations that most people do not care about. My wife and I are fairly serious ballroom dancers. We keep sailboats. We care a great deal for our poodle. Our church life is important. We dive again after a couple of years off. It seems everything requires knowing something about blacksmithing.

Struck Tools Workshop

Date Saturday, March 23, 2019, 9:00 am to 4:30 pm

Instructor: Jim Scott

Cost: \$70 Class size: 8 max, 5 minimum

Location: MN School of Horseshoeing

The day will include:

Prepare a punch, a slitting chisel and a drift using approximately 5/8 inch round stock. We will fabricate normal length (6 to 8 inches) hand held tools (no handles). We will heat treat using oil. We will have trainers who offer all kinds of help including striking. Material used will be GM automotive coil spring stock, presumed to be 5160 alloy.

Students should have completed the Beginning Blacksmithing course or have suitable background experience.

You will need: **your pet forging hammer, a second hammer for striking tools, hearing and eye protection and proper clothing**
Suitable tongs if you have them. A variety of Guild hammers are available for your trial.

This workshop is a valuable opportunity for practical hands-on training in the preparation and restoration of tools. Blacksmiths need basic comfort with techniques used when restoring and heat treating tools. We will focus on the use of color and on the use of oil to determine grain size, hardness and temper. We forge in the morning and heat treat and final grind in the afternoon.

If you are short on physical strength, we will accommodate you with smaller stock and/or striking help. Bill the Welder © is offering to help, along with others.

For background, go to the February meeting and ask those who have participated in past Jim Scott classes. They are enthusiastic and often offer to help with the workshops. The Guild gave Jim a partial grant to take a tool making workshop. This is something like his sixteenth payback workshop.

I'll bring some rolls, we will offer coffee. Lunch is brown bag or local lunch counters. Early registration really helps us plan. Background study materials will be forwarded after registration.

Questions? Contact Herb: herb@phyque.com 507 663 0569 507 649 1611 (cell)

To register for this workshop simply forward your interest, a check for \$70 written to The Guild of Metalsmiths, and complete contact information to:

Herb Fick

519 East Eighth Street

Northfield, MN 55057-2508

Acceptance priority for this class will be determined by postmark.

**Still an opening
for this class!**



Forge Tool Building Class

Saturday, March 30, 2019, 9:00 am to 4:00 pm

MN. School of Horseshoeing (map page 7)

Cost \$65.00

Instructor: Larry Wasmund

Minimum students 5 Maximum students 10

We will be using the most basic procedures to construct a Forge Rake, Water Can, Forge Shovel, and a Poker. Bring safety glasses, hearing protection, gloves, and wear denim or cotton clothes. Entry level skills to intermediate level skills, depending on the handle design.

Lunch: 1 hour on your own. Coffee and rolls at 8:30 am.

To register for this class, send your full contact information and a check for \$65 written to "The Guild of Metalsmiths" to:

Larry Wasmund

28275 464th St


Cleveland MN 56017

Questions? Contact Larry at poundedtreasurers@gmail.com

Acceptance priority for this class will be determined by postmark.



April demo op: Minnesota Zoo



The MN Zoo has invited the Guild of Metalsmiths back to demonstrate this spring. They have asked if we could demonstrate the four weekends of April 6-7, 13-14, 20-21, and 27-28 during their Farm Babies event. This has been a popular demonstration venue in the past and we are happy to be returning.

Given that the demonstrations occur over the course of four weekends, we will need to coordinate our efforts to make sure we all don't show up on one day or leave a day / weekend completely uncovered. If you could please contact me and let me know your interest and the dates you can commit to it would be very helpful. If you are able or willing to take the lead on one of the three weekends that would be helpful also.

Please contact me, Rick Wessling, at rgwessling@gmail.com. Looking forward to a great time at the Zoo.

<https://mnzoo.org/blog/family-fun-april-farmbabies/>

Trivet Class

Sunday, April 7, 9 am to 5 pm

MN School of Horseshoeing (map page 7) Cost: \$60

Instructor: Derrick Phillips, (651) 230-2363, derrick_phillips@q.com

Minimum students 4, Maximum students 8



This is a one-day class to practice basic blacksmith skills and introduce tenon joinery. The project will be to forge 3 identical pieces, including slotting & drifting holes, and forging & sizing tenons to complete a basic trivet. This class is good for nearly all skill levels. The simple design of this trivet allows for achievable joinery with moderate blacksmithing skills and the tools provided in the class. Additional forging opportunities will be coming up (the Nowthen Hammer-In and various demonstrations), which opens this class to those who have basic beginner experience but might not be able to complete the piece in one day. The design can easily be adapted to challenge the experienced/advanced smith, too (with the addition of claw feet, for example) – bring your sketches and ideas! Special note: the project for the 2019 Fall Conference will be a trivet!

Tools and Equipment or other items participants are to bring to the class:

Favorite hammer and tongs for forging ½” square bar. Punches, drifts, and tenon-shaping tools will be available for use during the class. Stock will be provided.

Safety Equipment: the usual for forging with coal: safety glasses, hearing protection, clothing of natural fiber with no cuffs or fraying, and leather boots or shoes.

Lunch Arrangements: BYOL or local fast food available

Questions: Contact Christina Dodge, (612) 741-9292, christina.guildmbr@gmail.com

To register for this class, send a check for \$60 made out to Guild of Metalsmiths and your full contact info to:

Christina Dodge
17645 Baugh St. NW
Ramsey, MN 55303

Acceptance priority for this class will be determined by postmark.

Hammer Class: Making a blacksmith hammer

Saturday, May 4, 2019, 9 am to 4:30 pm

Location: Minnesota School of Horseshoeing (map page 7) Cost: \$50

Instructors: Jim Moenck and crew

Class size: Maximum students: 8 Minimum students: 6

This class will teach you the skills you need to make a hammer. With this knowledge you will then be able to expand your tool chest with other handled tools. All handled tools such as top fullers, punches and flatters start with this same process. We will begin with a piece of steel, punch the eye, shape both striking ends, heat treat and put the handle on. You will go home with your own hammer. There will be an assortment of weights to choose from so that you can make a hammer that fits you and your needs.

Tools and Equipment or other items participants are to bring to the class: Your favorite hammers: one for striking hot metal, one for striking punches and drifts, and a sledge for striking if you have one. All other tools will be furnished.

Safety Equipment – The normal safety equipment is required.

Lunch Arrangements: Bring your own bag lunch or eat out at one of the local establishments.

To register for this class, send your check for \$50 made out to “Guild of Metalsmiths” and your complete contact info to Jim Moenck at the address below.

Jim Moenck
2078 120th Ave
Dresser, WI 54009

Contact Jim if you have questions: jrmoenck@yahoo.com or 715-483-5054

TGoM Spring 2019 Hammer-In June 14, 15, 16 at Nowthen Blacksmith Shop

Date/Time: Friday, June 14: 7:30-11:00pm, Saturday, June 15: All Day, Sunday, June 16: 8am till 4:00 pm

Hot stuff will be happening at the annual Spring Hammer-in taking place at the Nowthen Historical Power Association Blacksmith Shop where we will focus our efforts on the Fall Conference contest: trivets. Come and hang out with a bunch of your friends, make new friends, and share/learn some new skills.

√ **Beginners/Newbies welcome to come and try your hand at smithing**

√ Camping on-site is available Friday & Saturday night on primitive sites - port-a-potties on site

√ Five forges are open for use

√ Coal will be provided

√ Bring any examples you have to share with others

√ Bring your own tools if you have them. Some limited steel stock is available, but if you need specific sizes feel free to bring your own steel, scrap pieces ok.

This year we will have some demonstrations and discussions of trivets in preparation for the contest at this year’s Madness (Fall Conference.) Questions about how to design or build a trivet? This event will hopefully give you some inspiration to help you to come up with your own design for the Fall Conference contest and help you learn how to make it.

If you have some skills in the creation of a trivet and would like to demo or have any questions about the event, please contact: Rich Herman at 651-322-1623 or at richherman651@gmail.com.

There is no charge to participate in this event. The Nowthen Power Show grounds are located at 7415 Old Viking Blvd, Nowthen, MN. Additional details will be provided next month.

Beginners Blacksmithing 'E' Classes 2019

Registration is now open for the three day Beginners Blacksmithing "E" classes April 6, 13, and 20 at Minnesota School of Horseshoeing (map page 7)

The beginners' basic classes are designed to give everyone the same understanding of the basics, techniques and terminology. The basic classes or proficiency is required before taking any of the many other classes the Guild offers. This enables those classes to concentrate on advanced techniques without having to spend time on basic concepts.

This 3 day class covers the basics of: Safety, Tools, Fire Control, Forging Dynamics, Tapers (ribbon, fishtail, point), Twisting, Riveting, Shouldering, Upset, Cutting, Splitting, Punching, Heat Treat, Scrolling, Bending, Forge weld.

Cost: (covers everything you need, the facility, coal, metal tools and workbook)

\$180 for members, \$190 non members

Minors (under 18) can share a forge with a guardian for an additional \$30

Dates and Location:

The classes are held on Saturdays, April 6, 13, and 20 at the Minnesota School of Horseshoeing, 6250 Riverdale Dr NW, just off Hwy 10 in Ramsey near the Anoka Vocational School.

What you need to bring:

Bring eye, ear and skin protection. This includes safety glasses, ear muff or plugs and suitable clothing which include hard shoes, cotton or leather. Synthetic and polyester clothing will burn and melt. There will be sparks and brushes against hot metal.

Tools:

Tools are provided but if you have a favorite hammer, punches, chisels and tools, bring them along. A small 1 to 2 pound ball peen hammer would work. We have various hammers for you to try and get a feel for what is comfortable.

Typical day:

Classes start at 9 but people usually show up much earlier to get the coffee brewing, have a donut, swap stories or show off recent projects. Feel free to bring projects you are working on to show. We break for lunch. You can either bring a brown bag or go out to a local fast food restaurant. Classes end between 3 and 5.

To sign up for the three day Level 1 Beginners classes, send a check made out to The Guild of Metalsmiths to:

Gordon Barr

11021 27th Ave

Burnsville, MN 55337

agbarr@aol.com

(\$180 for members, \$190 non members)

Small Coal Forge & Guillotine Tool Build

Anyone interested in purchasing the parts for the small Forge assembly or the Guillotine tool, please contact Gordon Barr agbarr@aol.com.

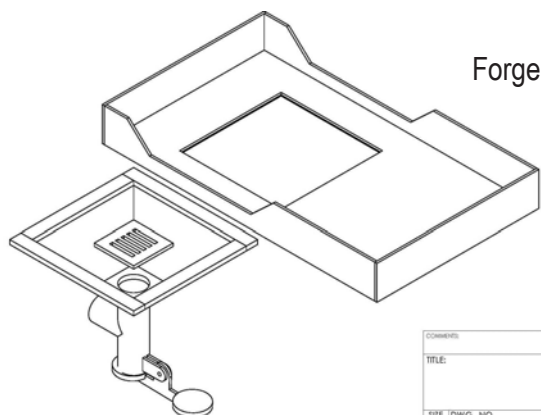
I am collecting names to make a bulk buy of parts plasma cut by Linders Metalworking. I will notify people later when the exact cost is determined. You can determine then if you want to make the purchase.

Cost is \$90 for the forge and \$90 for the Guillotine tool.

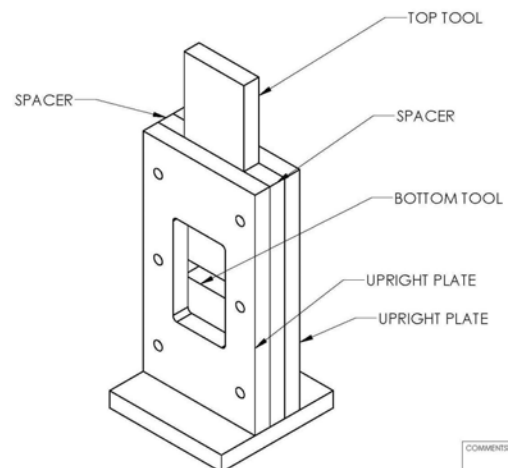
The forge is 14 x 24 with a full firepot.

Guillotine tool is only the two upright plates with a 1.75 x 3 opening and a 3.75 sq base.

Contact me if you would like full details of these two tools.



Guillotine tool



Note: The information below is provided as a service for TGoM members. Members may submit items for sale and upcoming events that are considered relevant to our group, and they will be published as space permits. The Guild of Metalsmiths is not responsible for these items or events.

Sandy Lake Forge on Raspberry Island

I would like to announce the following metal classes at Sandy Lake Forge on Raspberry Island. These multi-day classes plus other single day classes will be offered through Raspberry Island Folk School.

Beginner's Pattern-welded Steel "Damascus" May 18-19, 2019

Jeff Harper will be teaching a two day beginner's class on forge welding billets to be used for blades or tools.

Viking Era Rived Tool Chest and Forged Hardware June 10, 11, 12, 2019

Tom Latane will be teaching a three day class on riving boards from an oak log and building a tool chest with forged hardware.

Tin Smithing Class

Kitty Latane will be teaching a two day Tin Smithing class during the same time frame. Sign up for one or two days.

For details go to: <https://raspberryislandfolkschool.blogspot.com/>

Contact: Gary Hill at: 218-851-6085 or email: hillx001@umn.edu

Gary and Janet Hill

Raspberry Island

50569 218th Place

Mcgregor, MN 55760



Pattern-welded steel
"Damascus"



Viking tool box
with lock

Exhibition Notice

The Vesterheim Norwegian-American Museum in Decorah Iowa has added a metalworking category to their annual Folk Art in the Norwegian Tradition exhibit which runs this year from June 21 through July 27. Blacksmiths creating work inspired by traditional Norwegian style, motif, or process are encouraged to enter. Entries must be received between May 1st and May 22nd.

The contact person at the Vesterheim Museum is Lea Lovelace at llovelace@vesterheim.org 563-382-9681.

I have been lobbying for this category for years. I hope all the smiths making Viking axes or Norse tools, hardware and lighting will enter this show. There are prizes in each category and items can be for sale. Let's show a new audience what blacksmiths can do!

For information go to:

<https://vesterheim.org/exhibit/national-norwegian-american-folk-art-in-exhibition>

—Tom Latané'

Tunnel Mill Crafts 2019 Upcoming Classes

We are located in southern Minnesota near Spring Valley. For more information on any of the classes contact us at jc-adams@msn.com, or call 507-289-4189 Carol Adams.



Line-up for 2019 at Tunnel Mill

May 2, 3 4, & 5 Combo class wood & metal.

■ The Slant Lid Tool Chest Woodwork Portion (Taught by Derek Olson)

■ The Slant Lid Tool Chest Forging Portion (Taught by Tom Latane')

May 17, 18 & 19 Box padlock class with Tom Latane'

Participants in this class will construct an early style (15th -17th century) padlock in which a bolt secures a hasp on the front of the case.

May 31, June 1 & 2 Repousse' Douglas Pryor

We are welcoming Douglas Pryor back for his third year with us. This year Douglas is doing "scientific illustrations" including plants, and insects. Should be a very interesting class as usual,

June 7, 8 & 9 Steel trivet or side table with Jennifer Horn

Jennifer Horn is a Certified Journeyman Farrier and artistic Blacksmith who has been serving the northern Michigan horse owner community since 1990. Jennifer will teach us how to build an end table with round pass throughs, warps, square corners, forge welds, and other traditional metalworking techniques.

August 17, 18, 19, Make Damascus (layered steel) with Ric Furrer-Door County Blacksmith

October 11, 12 & 13 Decorated hammer heads with Tom Latane'

Students will forge a hammer head and then chase the cold steel to ornament the form. Acanthus leaf, greenman face, and rope border motifs will be demonstrated. Skill level- Intermediate to advanced.

2020 Peter Ross & Mark Aspery: More details to follow on website: www.tunnelmillcrafts.com

Goings on...a listing of TGoM events at a glance



- All membership meetings are the second Wednesday of February, April, June, August, and October. Date for December will be announced. For these meetings a potluck meal begins at 6:30 pm and the business meeting begins at 7, with a demonstration or activity starting around 8 (times approximate).
- Education Comm. meets first Thursday of each month. Contact Christina Dodge, co-chair: christina.gldmbr@gmail.com
- Program Comm. meetings are 7 pm the third Thursday monthly. Derrick Phillips, chair derrick_phillips@q.com
- All board meetings are the second Wednesday of January, March, May, July, September, and November. Potluck meal begins at 6:30, with meeting starting at 7 pm.

Events in March, 2019

- March 9, Taste of Blacksmithing, MN School of Horseshoeing
- March 23, Struck Tools class, MN School of Horseshoeing
- March 30, Forge Tool Building Class, MN School of Horseshoeing

Events in April 2019

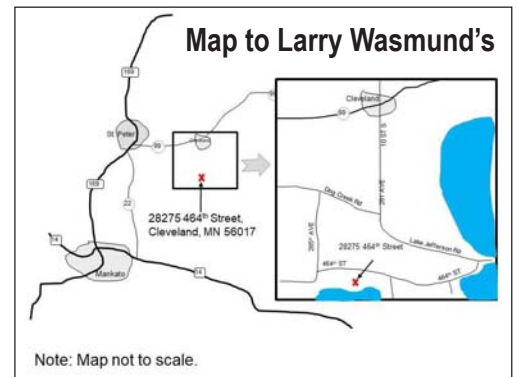
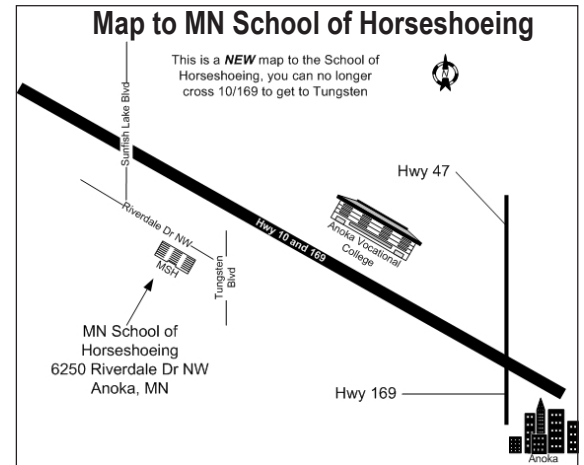
- April 6, Beginning Blacksmithing "E" class, MN School of Horseshoeing
- April 6-7, Demo Op at MN Zoo-Rick Wessling
- April 7, Trivet Class, MN School of Horseshoeing
- April 10, Guild membership meeting, Toll Welding
- April 13, Beginning Blacksmithing "E" class, MN School of Horseshoeing
- April 13-14, Demo Op at MN Zoo
- April 20, Beginning Blacksmithing "E" class, MN School of Horseshoeing
- April 20-21, Demo Op at MN Zoo
- April 27-28, Northern MN Metalsmiths annual Spring Conference
- April 27 -28, Demo Op at MN Zoo

Events in May 2019

- May 4, Hammer Making Class, MN School of Horseshoeing

Events in June 2019

- June 12, Guild membership meeting, location TBA
- June 14, 15, 16, Hammer-In at Nowthen



Join The Guild of Metalsmiths

Send \$30 dues to the address below. Please circle if you want to be listed in our membership directory and/or check items you don't want listed.

The Guild of Metalsmiths
PO Box 11423
St. Paul MN 55111

List Me
in the directory
but don't list

Don't List Me
in the Directory

address - phones: home - work - fax - cell - email - web page
(circle items above you DO NOT want published)

Name: _____

Email address: _____

Address: _____

City, State, Zip Code: _____

Primary phone: _____ Secondary phone: _____

All memberships are family memberships. Persons of all ages, professionals and hobbyists, are invited to join.
We do not sell our mailing list.

ELECTRONIC FORUM

If you have not been receiving an email notification that The Forum is available, please verify that we have your correct email address.
Contact Gordon Barr at agbarr@aol.com.



Address Service Requested

If you have items to be included in The Forum, please send them to Georgia Myers, editor, by email to: gldmyers@embarqmail.com by the third Monday of the month, if possible.

The Guild of Metalsmiths on the web

Visit our website at <http://www.metalsmith.org>

Looking for something? Try the search engine. On our home page, at the top of the right sidebar, enter your query and click on "Search."

March 2019

Your membership expiration date will show on the address label of your quarterly "Metalsmith" magazine.

TGoM now accepts Paypal and most major credit cards

The Guild accepts Paypal and most major credit cards, in addition to paper checks, for the payment of annual dues. This should make it more convenient for members to pay dues.

The Forum

The Guild of Metalsmiths, St. Paul, MN, publishes The GoM Forum monthly. It is intended as a tool to further our educational mission, to keep members up to date on current happenings, to publicize projects and workshops, a place for all members to express their opinions, concerns, learn more about each other—in short, to help us run our organization.

Guild educational grants

There is grant money available for Guild members to study intermediate and advanced metalworking techniques.

The Guild educational grant program is designed to bring new skills into the metalworking community. Participants are given money to pay for a portion of their expenses and are expected to learn some new or poorly understood skill, and then to share what they have learned with other members and the public through an article in our quarterly magazine, "The Metalsmith." They're also expected to lead a workshop on the topic (or other educational service approved by the board).

Application forms are available from the president or treasurer at a regular meeting, or by sending a self-addressed, stamped envelope to:

The Guild of Metalsmiths
PO Box 11423
St. Paul MN 55111