

# The Forum

April 2019



Vol. 21, No. 4

## April 10 TGoM Membership Meeting

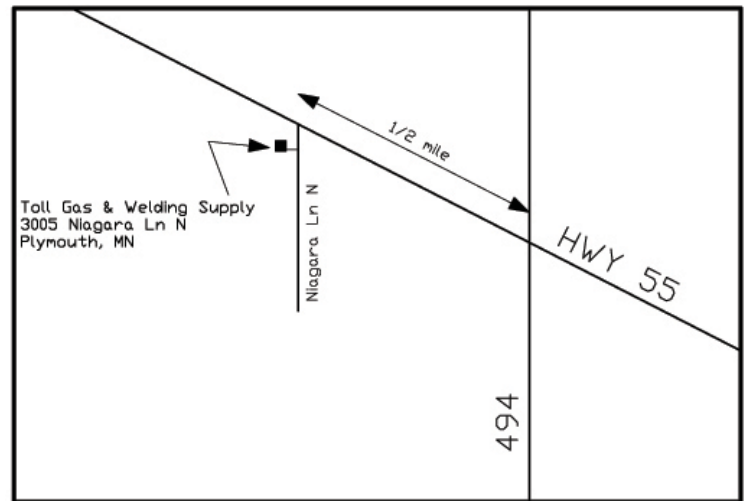
Next TGoM membership meeting to be held April 10 at Toll Gas & Welding Supply, Plymouth (map below).

Join your fellow Guild of Metalsmith friends on Wednesday, April 10 at Toll Gas & Welding Supply, 3005 Niagara Ln N in Plymouth. Brian and his crew have always been wonderful hosts and have agreed to host the Guild again. They will have dead stock for sale and might have some used/rental equipment at a deep discount.

For a demo we plan to have a couple of our members who are professional welders, Jim Ericksen and Brendan Stevens, weld up a forge that was cut out at Linders and compare it to one that was welded up by another member who is not a professional welder. Jim is going to start welding on the forge before the potluck around 5:30 and Brendan will do welding after the business meeting.

Potluck begins at 6:30 pm followed by the business meeting and show and tell.

If you have questions, please contact meeting champion Mark Lockwood 763-639-9646. Hope you can make it!



## TGoM Spring 2019 Hammer-In June 14, 15, 16 at Nowthen Blacksmith Shop

Friday, June 14: 7:30-11:00pm, Saturday, June 15: All Day, Sunday, June 16: 8am till 4:00 pm

Hot stuff will be happening at the annual Spring Hammer-in taking place at the Nowthen Historical Power Association Blacksmith Shop where we will focus our efforts on the Fall Conference contest: trivets. Come and hang out with a bunch of your friends, make new friends, and share/learn some new skills.


- ✓ **Beginners/Newbies welcome to come and try your hand at smithing**
- ✓ Camping on-site is available Friday & Saturday night on primitive sites - port-a-potties on site
- ✓ Five forges are open for use
- ✓ Bring any examples you have to share with others
- ✓ Coal will be provided
- ✓ Bring your own tools if you have them. Some limited steel stock is available, but if you need specific sizes feel free to bring your own steel, scrap pieces ok.

This year we will have some demonstrations and discussions of trivets in preparation for the contest at this year's Madness (Fall Conference.) Questions about how to design or build a trivet? This event will hopefully give you some inspiration to help you to come up with your own design for the Fall Conference contest and help you learn how to make it.

If you have some skills in the creation of a trivet and would like to demo or have any questions about the event, please contact: Rich Herman at 651-322-1623 or at [richherman651@gmail.com](mailto:richherman651@gmail.com).

There is no charge to participate in this event. The Nowthen Power Show grounds are located at 7415 Old Viking Blvd, Nowthen, MN.

## April demo op: Minnesota Zoo



The MN Zoo has invited the Guild of Metalsmiths back to demonstrate this spring. They have asked if we could demonstrate the four weekends of April 6-7, 13-14, 20-21, and 27-28 during their Farm Babies event. This has been a popular demonstration venue in the past and we are happy to be returning.

Given that the demonstrations occur over the course of four weekends, we will need to coordinate our efforts to make sure we all don't show up on one day or leave a day / weekend completely uncovered. If you could please contact me and let me know your interest and the dates you can commit to it would be very helpful. If you are able or willing to take the lead on one of the three weekends that would be helpful also.

Please contact me, Rick Wessling, at [rgwessling@gmail.com](mailto:rgwessling@gmail.com). Looking forward to a great time at the Zoo.

<https://mnzoo.org/blog/family-fun-april-farmbabies/>



Spotlighting a member of The Guild of Metalsmiths who has generously shared knowledge, talent, and time as a class instructor for TGoM.



*...sharing our passion for metalworking!*

## My Bio: Martin Pansch

Despite this forged disguise, you will recognize Martin Pansch next time you see him. He's the subject of our "Meet the Instructor" feature for this issue of "The Forum!"

I had worked on various metal projects before, but I got my start in blacksmithing in 1997 when working seasonally at Historic Fort Snelling. Tom Sanders, the Fort blacksmith at the time, got to choose two shop apprentices from the ranks of historic interpreters that year, and I was one of the lucky two. By the time I finished my first nail, I was hooked. By the end of the season Tom had helped me forge my first hammer (I just struck, he did the rest) and helped me find a good rivet forge and leg vise. My first contact with The Guild was when Tom hosted a Guild meeting at the Fort. He demonstrated forging a claw hammer into a bowl adze, with me and the other apprentice striking. When I asked Tom afterward if he thought I should join the Guild, with his penchant for understatement and of letting me make my own decisions, he allowed only, "They are not a bad group." I joined in early 1999. Well, I sort of joined. I paid dues. I didn't get too involved, instead plugging away at my forge when I could, learning a little but not too much. I got mobilized a few times and spent 2005 in Afghanistan doing some things. When I came back some things had changed in my life and my Guild membership had expired. As self-medication I joined the Guild again, but this time for real. Rich Herman, Guild president at the time, pointed me to the education committee. There I met Jim Moenck, Gordon Barr and other Guild pillars who taught me a lot, both in committee and in the shop. I championed some classes. Then I helped teach classes. Then I taught some as the lead. I started taking a lot of classes, both through The Guild and at Tunnel Mill, and having shop play-dates with other Guild members. With all this contact, my learning curve went from a gently rising slope to something closer to the trajectory of a Saturn V. Twenty+ years later I am still gobbling up whatever skills I can get.

### **Q: How long have you been blacksmithing? Teaching?**

Blacksmithing, about 21 years. Teaching, as in hands-on blacksmithing skills, maybe 10 years. I have been doing demonstrations for the public since I first started, which is teaching as well, just more theory than practice.

### **Q: What drives you to teach?**

The karmatic "red ink" on my account from everyone who helped me. That and because teaching forces me to make sure I know what the heck I am doing before the class.

### **Q: What is the most common misconception that novice smiths have about the craft?**

Besides starting with too big of a "bigger" hammer? I would say thinking that the tools make the smith. You don't need a lot more than know how and motivation to get started.

### **Q: Any tips for a new blacksmith?**

If you want to do it, get after it. Read the books. Watch the demos. Take classes. Try the skills, even ones that you don't necessarily think align with your interests. Ask questions—multiple times, to multiple people. Practice the things you want to get good at many, many times. Look at a lot of other people's metalwork, figure out how they made it, and what is good or bad about it.

### **Q: What is the most important quality of a successful blacksmith?**

I would say patience, persistence, the ability to look objectively at the good and bad of your work, and a desire to always chase improvement.

### **Q: What is your favorite thing to make? Most challenging project (tried or accomplished)?**

I love making tools and functional items with multiple parts, anything that has a definite function, so in the end you can know whether you succeeded or not. For me the most challenging thing is making things look good. The rules of design aesthetics I still fight with.

### **Q: Who did you learn from? Is there a memorable lesson or anecdote you'd like to share?**

Formally I've learned from Tom Sanders, Tom Latané, Peter Ross, Bill Fiorini, Kirsten Skiles, Mike Blue, Nathan Robertson, Dave and Jesse Gavin, Darryl Ponder, Marty Hicks, Mark Pierce, Shel Browder (I know I am missing some). Informally, Jim Moenck, Jim Ericksen, Gordon Brown, John Adams, Mike Fasold, and just about any metalworker I have played in the shop with, got to watch demonstrate, read their books/articles/posts, or picked the brains of.

**An anecdote or lesson to share... hmm....** Tom Sanders started me on nail making on my first morning in the forge. He showed me how to make one, told me to make 25 good nails and left me to it. That afternoon he came back into the shop, looked at the gnarly set of golf club-looking wanna-be nails I had made and again demonstrated how to forge one. The first time I knew so little I didn't even know what to be watching for. The second time I had at least enough of the shared "language" of the craft to get more out of watching him. In the years since I have seen him, or anyone else forge a nail, I learn something different.

### **Q: If I wasn't smithing, I would be...**

...pursuing some other craft that requires hand skills and a calibrated eyeball, probably some form of woodworking. I have dabbled in hewing and timber framing. Making bows and crossbows is on my to-do list, along with a lot of period skills. They have taken back seat to metalwork, smithing, and a host of associated skills, at least for now.

## Trivet Class

Sunday, April 7, 9 am to 5 pm

MN School of Horseshoeing (map page 7) Cost: \$60

Instructor: Derrick Phillips, (651) 230-2363, [derrick\\_phillips@q.com](mailto:derrick_phillips@q.com)

Minimum students 4, Maximum students 8



This is a one-day class to practice basic blacksmith skills and introduce tenon joinery. The project will be to forge 3 identical pieces, including slotting & drifting holes, and forging & sizing tenons to complete a basic trivet. This class is good for nearly all skill levels. The simple design of this trivet allows for achievable joinery with moderate blacksmithing skills and the tools provided in the class. Additional forging opportunities will be coming up (the Nowthen Hammer-In and various demonstrations), which opens this class to those who have basic beginner experience but might not be able to complete the piece in one day. The design can easily be adapted to challenge the experienced/advanced smith, too (with the addition of claw feet, for example) – bring your sketches and ideas! Special note: the project for the 2019 Fall Conference will be a trivet!

### Tools and Equipment or other items participants are to bring to the class:

Favorite hammer and tongs for forging 1/2" square bar. Punches, drifts, and tenon-shaping tools will be available for use during the class. Stock will be provided.

**Safety Equipment:** the usual for forging with coal: safety glasses, hearing protection, clothing of natural fiber with no cuffs or fraying, and leather boots or shoes.

**Lunch Arrangements:** BYOL or local fast food available

**Questions:** Contact Christina Dodge, (612) 741-9292, [christina.guildmbr@gmail.com](mailto:christina.guildmbr@gmail.com)

**To register for this class,** send a check for \$60 made out to Guild of Metalsmiths and your full contact info to:

Christina Dodge  
17645 Baugh St. NW  
Ramsey, MN 55303

**Acceptance priority for this class will be determined by postmark.**

---

## Hammer Class: Making a blacksmith hammer

Saturday, May 4, 2019, 9 am to 4:30 pm

Location: Minnesota School of Horseshoeing (map page 7)

Cost: \$60

Instructors: Jim Moenck and crew

Class size: Maximum students: 8 Minimum students: 6

This class will teach you the skills you need to make a hammer. With this knowledge you will then be able to expand your tool chest with other handled tools. All handled tools such as top fullers, punches and flatters start with this same process. We will begin with a piece of steel, punch the eye, shape both striking ends, heat treat and put the handle on. You will go home with your own hammer. There will be an assortment of weights to choose from so that you can make a hammer that fits you and your needs.

**Tools and Equipment or other items participants are to bring to the class:** Your favorite hammers: one for striking hot metal, one for striking punches and drifts, and a sledge for striking if you have one. All other tools will be furnished.

**Safety Equipment** – The normal safety equipment is required.


**Lunch Arrangements:** Bring your own bag lunch or eat out at one of the local establishments.

**To register for this class,** send your check for \$50 made out to “Guild of Metalsmiths” and your complete contact info to Jim Moenck at the address below.

Jim Moenck  
2078 120<sup>th</sup> Ave  
Dresser, WI 54009

**Contact Jim if you have questions:** [jrmoenck@yahoo.com](mailto:jrmoenck@yahoo.com) or 715-483-5054

**Acceptance priority for this class will be determined by postmark.**



# Fancy Twisting Class

**When:** Saturday, June 1, 2019 9:00 am to ?

**Class size:** Maximum students: 8 Minimum students: 4

**Location:** Pansch Farm, 8750 Yale Avenue, Young America, MN 55397 (map below)

**Cost:** \$50

**Instructors:** Martin Pansch, 612-599-4762, [blacksmithingyeti@gmail.com](mailto:blacksmithingyeti@gmail.com)  
Jim Erickson, 612-868-2050, [jimbohotep@yahoo.com](mailto:jimbohotep@yahoo.com)

**Tools and Equipment or other items participants are to bring to the class:** Bring your favorite hammer, and tongs that can handle 3/8" and 1/2" stock if you have them.

**Safety Equipment:** the usual for forging with coal: safety glasses, hearing protection, clothing of natural fiber with no cuffs or fraying, and leather boots or shoes.

**Class description:** In the words of the Beatles "Well, shake it up, baby, now, Twist and shout"; and Chubby Checker (well... paraphrased a little bit)

They're twistin in Norwood  
In Young America too  
They're twistin at the Pansch Ranch  
And they're waitin' on you  
So, baby, get ready  
We're gonna twist with you

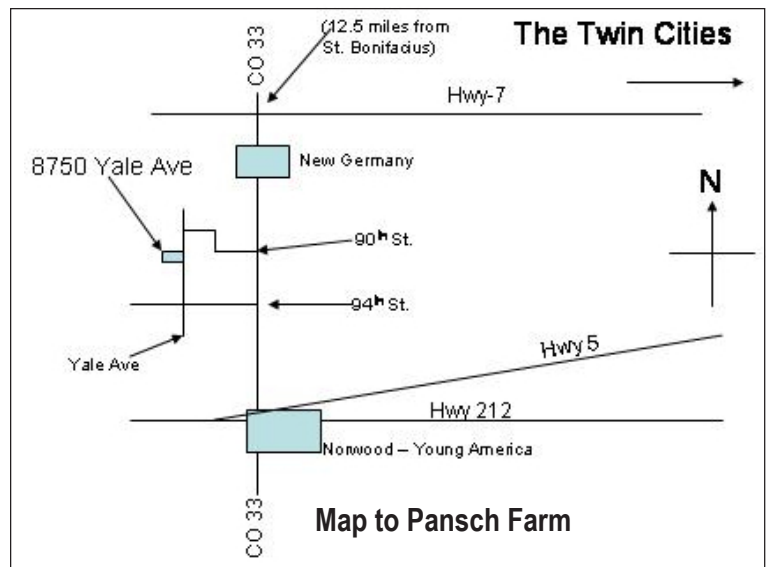
If you want to learn how to do fancy twists as only the Blacksmithing Yeti and Jimbohotep know how, well then you need to come to our class. This class is suitable for beginners. Lunch will be provided.

**To register for this class,** send a check for \$50 made out to Guild of Metalsmiths and your full contact info to:

Martin Masters  
395 Bucher Ave  
Shoreview, MN 55126

If you have questions, contact the class champion, Martin Masters  
651-285-8731 [mastersmw@yahoo.com](mailto:mastersmw@yahoo.com)

**Acceptance priority for this class will be determined by postmark.**

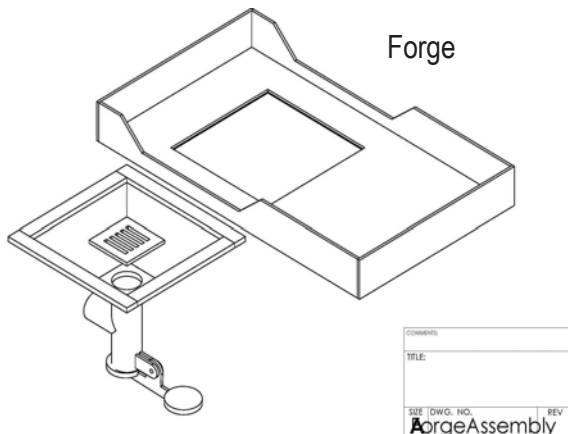


## Small Coal Forge Build

Anyone interested in purchasing the parts for the small Forge assembly, please contact Gordon Barr [agbarr@aol.com](mailto:agbarr@aol.com).

I am collecting names to make a bulk buy of parts plasma cut by Linders Metalworking. Cost is \$90 for the forge. The forge is 14 x 24 with a full firepot.

Contact me if you would like full details.



# Board of Directors Meeting March 13, 2019

Present: Gordon Barr, Peter Bettenberg, Christina Dodge, Jesse Gavin, Taya Gavin, Mark Lockwood, Derrick Phillips. Larry Wasmund, Paul Widenhoefer, Richard Zielike. Absent: Martin Masters

Called to order @ 7:05 by Wasmund. Motion to approve minutes by Derrick, second by Peter, motion passes.

**Treasurers report-** Taya is waiting for some final numbers. There is a \$168 discrepancy, and someone made a \$573 deposit without notifying Taya. The freight charge for our coal was \$2992. Motion to approve by Derrick, second by Gordon, motion passes.

## Committee Reports

**Membership-**Gordon-339 members who are current; 114 who are 6 months or less past due, and 22 new members.

**Communications-**Peter-December Metalsmith is being edited, content for the March issue appears complete and due out late April. Asa Pearson, Kim Maas, Peter and others are taking turns editing. Craig Snyder was planning on coming and discussing the website but could not attend

**Program-Derrick-April meeting is at Toll Welding, June is at Mike Alm's, and August is at Dan Pate's. Valarie Ostenak has committed to be a demonstrator at the fall conference.**

**Education-**Christina-upcoming classes are heat-treating; forge tool, trivet, and a hammer class. One beginner class might be at Wasmund's. Fall schedule is pretty well set.

## Old business

**Long range planning:** the old trailer and chairs, and Discount Steel account were discussed.

TGoM has different tools and equipment at different locations. It was felt that someone should have a master list. The Guild's librarian was mentioned as a possibility.

## New Business

### Budgets

Membership	\$1,850
Communications	\$10,700
Program	\$14,000
Education	\$7,500
Treasurer	\$1,920

---

Total	\$35,970
-------	----------

Motion to approve by Peter, seconded by Gordon, budget passes.

A Guild of Metalsmiths computer was discussed. The treasurer is using a borrowed laptop for portability. A budget of \$1,000 for a laptop and appropriate software was discussed. Motion to approve by Derrick, seconded by Gordon, motion passes.

An accounting issue regarding the instructor/demonstrator at the fall conference was discussed. It was decided that the food and lodging during the class would be in the education budget and the travel and other lodging expenses would come out of the program budget. Motion to approve by Mark, seconded by Jesse, motion carries.

Meeting adjourned: 9:23 pm.

## Beginners Blacksmithing 'E' Classes on April 6, 13, and 20, 2019 are filled!

Note: The information below is provided as a service for TGoM members. Members may submit items for sale and upcoming events that are considered relevant to our group, and they will be published as space permits. The Guild of Metalsmiths is not responsible for these items or events.

## Tunnel Mill Crafts 2019 Upcoming Classes

We are located in southern Minnesota near Spring Valley. For more information on any of the classes contact us at [jc-adams@msn.com](mailto:jc-adams@msn.com), or call 507-289-4189 Carol Adams.

### Line-up for 2019 at Tunnel Mill

May 2, 3, 4, & 5 Combo class wood & metal.

- The Slant Lid Tool Chest Woodwork Portion (Taught by Derek Olson)
- The Slant Lid Tool Chest Forging Portion (Taught by Tom Latane')



Combo tool chest

May 17, 18 & 19 Box padlock class with Tom Latane'

Participants in this class will construct an early style (15th -17th century) padlock in which a bolt secures a hasp on the front of the case.

May 31, June 1 & 2 Repousse' Douglas Pryor

We are welcoming Douglas Pryor back for his third year with us. This year Douglas is doing "scientific illustrations" including plants, and insects. Should be a very interesting class as usual.

June 7, 8 & 9 Steel trivet or side table with Jennifer Horn

Jennifer Horn is a Certified Journeyman Farrier and artistic Blacksmith who has been serving the northern Michigan horse owner community since 1990. Jennifer will teach us how to build an end table with round pass throughs, warps, square corners, forge welds, and other traditional metalworking techniques.

August 17, 18, 19, Make Damascus (layered steel) with Ric Furrer-Door County Blacksmith

October 11, 12 & 13 Decorated hammer heads with Tom Latane'

Students will forge a hammer head and then chase the cold steel to ornament the form. Acanthus leaf, greenman face, and rope border motifs will be demonstrated. Skill level- Intermediate to advanced.

2020 Peter Ross & Mark Aspery: More details to follow on website: [www.tunnelmillcrafts.com](http://www.tunnelmillcrafts.com)



Pryor repousse'

## Sandy Lake Forge on Raspberry Island

I would like to announce the following metal classes at Sandy Lake Forge on Raspberry Island. These multi-day classes plus other single day classes will be offered through Raspberry Island Folk School.

**Beginner's Pattern-welded Steel "Damascus" May 18-19, 2019**

Jeff Harper will be teaching a two day beginner's class on forge welding billets to be used for blades or tools.

**Viking Era Rived Tool Chest and Forged Hardware June 10, 11, 12, 2019**

Tom Latane' will be teaching a three day class on riving boards from an oak log and building a tool chest with forged hardware.

**Tin Smithing Classes June 10, 11, 12**

Kitty Latane' will be teaching 3 days of tin smithing, including Tin Smithing a Pierced Tin Lantern. Sign up for one or more days.

For details go to: <https://raspberrylslandfolkschool.blogspot.com/>

Contact: Gary Hill at: 218-851-6085 or email: [hillx001@umn.edu](mailto:hillx001@umn.edu)

Gary and Janet Hill  
Raspberry Island  
50569 218th Place  
Mcgregor, MN 55760



Pattern-welded steel "Damascus"



Pierced tin lantern



Viking tool box with lock

## Exhibition Notice

The Vesterheim Norwegian-American Museum in Decorah Iowa has added a metalworking category to their annual Folk Art in the Norwegian Tradition exhibit which runs this year from June 21 through July 27. Blacksmiths creating work inspired by traditional Norwegian style, motif, or process are encouraged to enter. Entries must be received between May 1 and May 22. The contact person at the Vesterheim Museum is Lea Lovelace at [llovelace@vesterheim.org](mailto:llovelace@vesterheim.org) 563-382-9681.

I have been lobbying for this category for years. I hope all the smiths making Viking axes or Norse tools, hardware and lighting will enter this show. There are prizes in each category and items can be for sale. Let's show a new audience what blacksmiths can do!

For information go to:

<https://vesterheim.org/exhibit/national-norwegian-american-folk-art-in-exhibition>

— Tom Latane'

# Goings on...a listing of TGoM events at a glance



- All membership meetings are the second Wednesday of February, April, June, August, and October. Date for December will be announced. For these meetings a potluck meal begins at 6:30 pm and the business meeting begins at 7, with a demonstration or activity starting around 8 (times approximate).
- Education Comm. meets first Thursday of each month. Contact Christina Dodge, co-chair: [christina.gldmbr@gmail.com](mailto:christina.gldmbr@gmail.com)
- Program Comm. meetings are 7 pm the third Thursday monthly. Derrick Phillips, chair [derrick\\_phillips@q.com](mailto:derrick_phillips@q.com)
- All board meetings are the second Wednesday of January, March, May, July, September, and November. Potluck meal begins at 6:30, with meeting starting at 7 pm.

## Events in April 2019

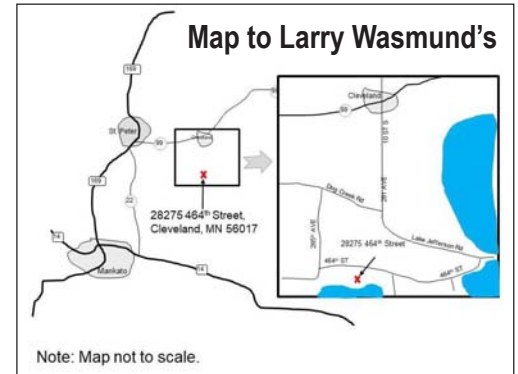
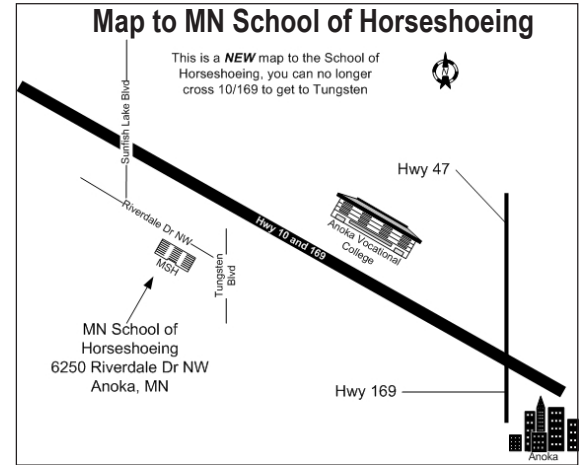
- April 6, Beginning Blacksmithing "E" class, MN School of Horseshoeing
- April 6-7, Demo Op at MN Zoo-Rick Wessling
- April 7, Trivet Class, MN School of Horseshoeing
- April 10, Guild membership meeting, Toll Welding
- April 13, Beginning Blacksmithing "E" class, MN School of Horseshoeing
- April 13-14, Demo Op at MN Zoo
- April 20, Beginning Blacksmithing "E" class, MN School of Horseshoeing
- April 20-21, Demo Op at MN Zoo
- April 27-28, Northern MN Metalsmiths annual Spring Conference
- April 27 -28, Demo Op at MN Zoo

## Events in May 2019

- May 4, Hammer Making Class, MN School of Horseshoeing

## Events in June 2019

- June 1, Fancy Twisting Class, Pansch farm
- June 12, Guild membership meeting, Mike Alm's place in Hastings
- June 14, 15, 16, Hammer-In at Nowthen



## Join The Guild of Metalsmiths

Send \$30 dues to the address below. Please circle if you want to be listed in our membership directory and/or check items you don't want listed.

The Guild of Metalsmiths  
PO Box 11423  
St. Paul MN 55111

**List Me**  
in the directory  
but don't list

**Don't List Me**  
in the Directory

address - phones: home - work - fax - cell - email - web page  
(circle items above you DO NOT want published)

Name: \_\_\_\_\_

Email address: \_\_\_\_\_

Address: \_\_\_\_\_

City, State, Zip Code: \_\_\_\_\_

Primary phone: \_\_\_\_\_ Secondary phone: \_\_\_\_\_

All memberships are family memberships. Persons of all ages, professionals and hobbyists, are invited to join. We do not sell our mailing list.

## ELECTRONIC FORUM

If you have not been receiving an email notification that The Forum is available, please verify that we have your correct email address. Contact Gordon Barr at [agbarr@aol.com](mailto:agbarr@aol.com).



Address Service Requested

If you have items to be included in The Forum, please send them to Georgia Myers, editor, by email to: [gldmyers@embarqmail.com](mailto:gldmyers@embarqmail.com) by the third Monday of the month, if possible.

## The Guild of Metalsmiths on the web

Visit our website at <http://www.metalsmith.org>

Looking for something? Try the search engine. On our home page, at the top of the right sidebar, enter your query and click on "Search."

April 2019

---

Your membership expiration date will show on the address label of your quarterly "Metalsmith" magazine.

---

### TGoM now accepts Paypal and most major credit cards

The Guild accepts Paypal and most major credit cards, in addition to paper checks, for the payment of annual dues. This should make it more convenient for members to pay dues.

---

## The Forum

The Guild of Metalsmiths, St. Paul, MN, publishes The GoM Forum monthly. It is intended as a tool to further our educational mission, to keep members up to date on current happenings, to publicize projects and workshops, a place for all members to express their opinions, concerns, learn more about each other—in short, to help us run our organization.

---

## Guild educational grants

There is grant money available for Guild members to study intermediate and advanced metalworking techniques.

The Guild educational grant program is designed to bring new skills into the metalworking community. Participants are given money to pay for a portion of their expenses and are expected to learn some new or poorly understood skill, and then to share what they have learned with other members and the public through an article in our quarterly magazine, "The Metalsmith." They're also expected to lead a workshop on the topic (or other educational service approved by the board).

Application forms are available from the president or treasurer at a regular meeting, or by sending a self-addressed, stamped envelope to:

The Guild of Metalsmiths  
PO Box 11423  
St. Paul MN 55111