

The Forum

July 2019



Vol. 21, No. 7

Next TGoM membership meeting set for Wednesday, August 14

Venue: The Dan and LuAnn Pate estate.

The Date: Second Wednesday in August.

Time: Serving at 6:30, Business meeting following dinner (brief).

Activities start about 8 AM. Lunch is on your own; sometimes we miss it.

Demo:

Right now I have two offers for a demo. Both are pretty extensive, and if we can swing it, one will be before dinner and one following.

1. The hatchet with welded bit, Derrick
2. Bolt tongs, Brendon

Both have offered a demo complete with a story board and extensive preparation. Both have a striker arranged.

Myron has offered a smithing station.

Dan will have tools you have never dreamed of (Dan always has something new to share).

The menu is a lot like last year's because no one has offered an alternative.

Dick Carlson has offered the corn roast.

Herb has offered the protein (Still pork and if you ask nicely, chicken). Jim and Gary and perhaps Seth and one or two others will bail out Herb who is always a bit over-extended with the pig part of the deal.

Vegetables, salads, sweets, drinks and interesting stuff like pickled pike bits seem to reliably show up.

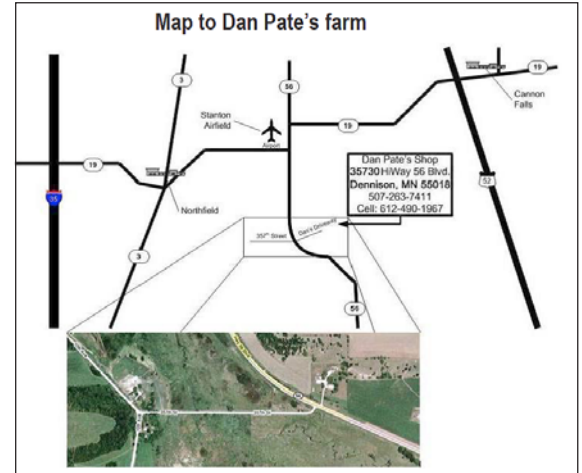
Here is the pitch:

People who come early (like 8 AM) have the option to help clean up the Pate estate and enjoy the comradery of the sort of folk who enjoy contributing to the pleasure of the evening. Last year Wendy did mowing and Tom was group arborist. Others learn to handle exotic cars while moving them out of our way. For years we have enjoyed this venue and for years while cleaning up the next day I have asked Dan "How about doing this again some time?" And Dan says "Yes, let's."

Plus Myron will offer the use of his forge from sort of noon on.

So far, there are no tricks on the route to Dan's. Hiway 56 and 357th street. Dennison MN.

— Herb Fick, *Champion of Champions!*



Scandi-style knife class, February 23 and May 5, 2019. Upper left: Zac Crawford, Martin Masters. Lower left: Dave Moore, Ben Moore, Eric Crawford. Continuing left-to-right: Steve Dorinski, Jerr Sullivan, Lee Meilleur, Paul Widenhoefer (instructor), Josh Dorinski, Jeremy Farber, Andrew Hinrichs, Justin Klejeski (instructor).

June 12 meeting featured demos, show-n-tell, food at Mike Alm's home



Frank Beck and Brendan Stevens (above) forged a project for Myron Hanson at the TGoM membership meeting on June 12 at Mike Alm's home.

During show-n-tell, Tom Stainke (standing) explains what in the world this object is that was created by volunteers at Mike Alm's. Seems it's a shapely illuminated street post contracted by Myron Hanson (right) that uses two of his vast collection of gas lanterns.



Dave Gavin

Spotlighting a member of The Guild of Metalsmiths who has generously shared knowledge, talent, and time as a class instructor for TGoM.

...sharing our passion for metalworking!



Meet Dave Gavin

I first learned to weld in high school shop class. The teacher made “fun” of me- I was the only left-handed welder he had seen. I entered a shop competition and when it was all over, I was third in the state. No one laughed again.

After high school I went to a technical college for drafting – that has helped me design and make things ever since. Right out of school, I got “invited” to join the Army. Not much to say about that, but I did turn 21 in Vietnam, Combat Infantry, and am here to tell about it.

After the Army I got a job welding, making those big metal highline poles. I did that for a while, then went to Cities and worked on bridges and railroad cars. I was a certified welder and we always had an inspection on site. One day I was about 25 feet above the ground welding, standing on a ladder. The ladder started to shake, so I stopped welding and looked down. There was the inspector motioning for me to come down. When I got down, he put a test plate up on the wall and said, “tack it.” I did, and he said to weld it up (we had only stick welders then) and he said, “do not touch that welder with your left hand.” He had seen me welding with my right hand. The next day he told me that I had passed and now was one of three people to be certified in Minnesota with both hands.

After that job, I worked for MNDOT for 26 years, plowing snow and doing highway maintenance work. I retired from there eight years ago. The best part of that job? My pension check each month, of course.

I started shoeing horses in 1970. This is my 50th year doing that, not quitting anytime soon. That’s when I started forging iron. I made a lot of shoes, a lot of regular shoes and all of the specialty shoes that I used. I made one pair for a really young horse – only used 7 inches of steel, and I made a pair for a Belgian stallion that weighed over 2600 pounds and used 23 inches of steel.

Q: How long have you been blacksmithing? Teaching?

I have been doing ironwork since the early 90’s, just started small and things got bigger and better as I learned. Teaching? About 12 years. I just can’t seem to find the time to do it more, although I did teach 5 classes this past winter.

Q: What drives you to teach?

I want to share my ideas and help people with their ideas. One way to do that is to teach them how to make tools so they can accomplish their ideas. The more tools, the more ideas accomplished, right?

Q: Any tips for a new smith?

When you ask a question, really-really listen to the answer.

Q: What is the most important quality of a successful smith?

To make items well enough to be proud of your accomplishment.

Q: What is the most challenging project?

A few years ago, my daughter had a child that lived only 8 minutes. I made her a cross. I made most of it without a tape measure. The cross is 11 inches tall because that is what looked right. I have a picture of it in my phone. If you would like to see it, just ask.

Q: What is my favorite thing to make?

One-of-a-kind and first-of-a-kind. After that, I think it would be my lamps. I have made 6 to date and am in the design process of number 7. Each of my kids have one, and I have two.

Q: If I wasn’t smithing...

I would be riding my horses with friends and family, riding in the Big Horn mountains with Jesse, driving my horses with the sleigh in the winter and enjoying the grandkids and even the kids!

Q: An anecdote to share...

I took an iron class years ago and was paired with this guy, we got along well. He told me that I was a perfectionist, 3 or 4 times, then about the end of the day he asked if I knew what a perfectionist was. I said, “what?”. He said, “a perfectionist is one who takes great pains – and gives them to others!”

See ya,

Dave Gavin.

Knife Tongs Class

When: August 24, 2019, 9am-5pm

Where: MN School of Horseshoeing (map page 7)

Cost: \$120

Instructor: Paul Widenhoefer and whomever I can pester into helping out

Class size: 8 max-6 min. Parent child combos encouraged



Description: Do you like knives and fire? Sorry, dumb question. Have you thought about making knives but don't feel that you have the tools to start? Well this is the class for you! This class is designed for the person new to blacksmithing or knifemaking looking for a variety of tongs for the different aspects of knifemaking, but is money-conscious (buying new tongs is expensive!). You can expect to leave the class with up to 5 working tongs. We will be starting with tongs blanks from Ken's Custom Iron. They have allowed me to bundle a set of tongs that is geared for the knifemaker, but could be used by any new blacksmith. We will tailor the tongs for the different aspects of knifemaking.

Tools needed: Favorite hammer, files, wire brush, safety gear (cotton clothes, eye/ ear protection, boots, gloves)

Lunch: bring your own or eat at one of the local establishments.

Registration: Send checks made out to Guild of Metalsmiths for \$120, along with your contact information, to Paul Widenhoefer

3618 Robin Lane

Minnetonka, MN 55305

Any questions, please call Paul at 952-930-0070 or email at pwidenhoefer@gmail.com

Acceptance priority for this class will be determined by postmark.

6" Lancashire-style hacksaw class

Saturday & Sunday, September 7 & 8, 9 am start

Instructors: Martin Pansch Jim Ericksen Tom Sanders

Cost: \$125

Class size: Maximum students: 8 Minimum students: 4

Location: Pansch farm, 8750 Yale Ave, Young America, MN (map below)

Class description:

Whether you are looking for an addition to your period demonstration kit or just want to add some class to your 5-gallon bucket the Lancashire style hacksaw is just the dapper tool you have been looking for. In this class we will be making a 6-inch version of this classic style hacksaw (see photo) using mostly traditional techniques. We will be forging the frame, drilling then drifting the hole square, forging and cutting threads in a tensioning bolt and wing nut, and filling the whole lot to a nice finish. Finally we will be burning a tang into a wooden handle and peening the tang. We will be working with relatively small stock (1/4" thick) so one doesn't have to be terribly strong but being able to forge to dimension and accurately split stock with a slitter or hot cut is necessary. We may use striking and top tools to facilitate some steps but it is not required. Students who successfully complete this class should have no problem scaling the process up to make a larger saw on their own if they wish. This is a class for intermediate to advance students.



Tools and Equipment or other items participants are to bring to the class:

Forging hammer, tongs for 1/4" and 3/16" flat, 3/8" and 1/2" square, 1/2" round, hacksaw (ironic, I know), slitter/hot cut, 1/4" or 3/8" spring fuller or top and bottom fullers, 1/4" square drift, 1/4" tap and die (match threads preferably), set hammer, sledge hammer, a flatter, a scrap of leather to keep from marring the near finished saw while in the vise, hot rasp, and a good selection of files (flat, half round, round bastards).

Safety Equipment: Safety glasses, ear plugs, work gloves.

Special Instructions: Limited accommodations available at the Pansch farm. Camping on site also available.

Lunch Arrangements: Either bring your own meals or we will figure out a collective feeding plan.

To register for this class, send a check for \$125 written out to The Guild of Metalsmiths to:

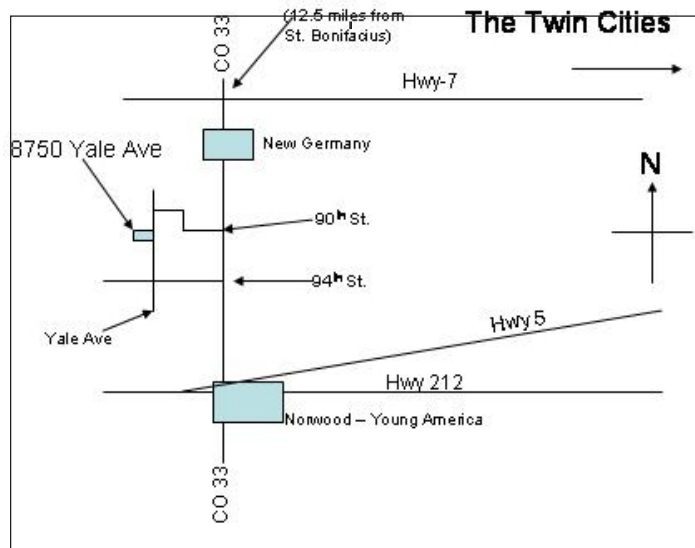
Martin Pansch

201 Nevada Street

Northfield, MN 55057

Contact Martin at blacksmithingyeti@gmail.com or (612) 599-4762 with questions.

Acceptance priority for this class will be determined by postmark.



2019 Pre-Conference Class with Valerie Ostenak

Sept. 19-20, 2019, Thursday 9-5:00 and Friday 9-3:30

Location: Little Log House Pioneer Village (10 miles south of Hastings)

21889 Michael Avenue, Hastings, Minnesota 55033

Price of Class: \$120

Instructor: Valerie Ostenak, www.valerieostenak.com

Class size: minimum 8, maximum 15.

During this two-day class, guest instructor Valerie Ostenak will share the finesse of using hammer and anvil to cold-forge a sculptural neckpiece, bracelet, and earrings from non-ferrous metal. Copper wire of different gauges will be provided. Students may opt to bring silver.

As no forge work is needed and lighter hammers will be used, a wide range of skill levels can be accommodated, though basic beginner blacksmith skills are suggested as a pre-requisite for this class. Ms Ostenak's project design can challenge intermediate and accomplished smiths as well.

Students should bring hammer and anvil. Borrowing an anvil might be a possibility; ask while registering. Dressing the hammer to a mirror-polish is one of the class activities. A few smaller tools will be detailed in an acceptance letter. There will be a buffing machine for shared use, and a belt grinder.

Set-up Wednesday evening or Thursday morning. Camping is available on-site. Equipment will need to be moved out Friday directly after class to make room for the Fall Conference weekend's events. Plan to stay for the Friday evening conference kick-off: slide presentation by Valerie Ostenak, potluck dinner, and The Guild of Metalsmiths' gallery opening!

Safety glasses are mandatory, as is proper clothing and protection for cold hammering, machine buffing and grinding. (Natural fiber clothing & footwear. Sleeves, shirttails, and long hair should all be kept constrained so as not to catch in machinery.)

Questions? Contact:

Richard Zielike, (952) 983-0681, richard@edinaclock.com

To register, mail a check for \$120 written to "The Guild of Metalsmiths" along with your contact information to:

Richard Zielike

5720 Lois Lane

Edina, MN 55439

Acceptance priority for this class will be determined by postmark and will be confirmed by email or snail mail. *Guild members have priority.



THE GUILD OF METALSMITHS 42ND Fall Conference: "The Madness" September 20, 21 & 22, 2019 Little Log House Antique Power Show grounds

Detailed brochure will soon be mailed to your address

FEATURING...

Valerie Ostenak

Valerie Ostenak studied painting, jewelry and metalsmithing at Northern Arizona University in Flagstaff AZ, and continued at California State University Long Beach, CA. She has worked with private clients, interior designers, and architects designing and creating paintings, art jewelry, and sculpture including a decorative railing at the Grand Canyon. Internationally awarded, Ostenak is the recipient of the 2017 Saul Bell Jewelry Design Award in Alternative Materials, the 2011 Centurion Emerging Designer Award: one of six from an international field, and the 2009 Halstead Jewelry

Jeremy Knippel

Jeremy Knippel lives in Merrifield Minnesota. Jeremy has been in the metalworking business for over 30 years, with a background in Auto Body repair. During this time the focus was to repair damaged metal - making crooked metal straight again. This year's demonstration will include making a wall hook from a 10" nail that will have a leaf and a heart shape in it. A corkscrew "worm" will be demonstrated by using only a hammer and a swage block. Also, a candle holder or mirror frame will be forged on the anvil. As many people do not have access to a power hammer, the demonstration items will be forged on the anvil focusing on the use of hand tools/tooling.

Family Activities: make plans now to sign up!

Contact is: Sheri Stanaitis

home (715) 698-2895; cell (715) 307-3544

e-mail: spaco@baldwin-telecom.net

Jewelry Class Saturday 9 am - Noon Sheri Stanaitis, Instructor.

Broom Making Class Saturday 9 am Mark Jackson, Instructor

Altoid Tin Repousse Sunday 9:00 am-Noon Jesse Gavin, Instructor.

Magnetic Art Design and build magnetic/ferrous creations.

Found Art Herb Fick and company will weld stuff for you!

This year's contest...

Design & create a unique *Trivet*. Contest open to all. Must be made of metal. All entries must be donated to the Saturday auction. Auction sale price will determine winners.

Cash prizes will be awarded.

First Place: \$100

Second Place: \$ 60

Third Place: \$ 40



The annual June Hammer-In at Nowthen was a well-attended event, a perfect mix of experienced and new people, tutoring and sharing and helping. There were several trivets made, in keeping with the Fall Conference theme.



Let's share our craft by volunteering to demonstrate at any of these prestigious events this summer!



1. **Rice County Fair**, Faribault, MN, July 16-21, Lou Groth, Champion 952-240-7829, website <https://ricecountyfair.net/>
2. **Rock County Fair**, July 24-27, Larry Wasmund, Champion 507-469-0205 poundedtreasures@gmail.com Rock County Fairgrounds, 699 S Freeman Ave, Luverne MN
3. **Little Log House Antique Power Show**, Sat, July 26-28, Dick Carlson, Champion, 651-437-3329 blacksmith@onlinecarlson.com
4. **Scott-Carver Harvest Festival**, Jordan, MN, August 2-4, Jerry Felton, Champion 952-873-6754
5. **Almelund Threshing Show**, Taylors Falls, MN, August 9, 10, 11, Jim Moenck, Champion, 651-724-3403, jrmoenck@gmail.com
6. **Nowthen Threshing Show**, August 16, 17, 18, Nowthen MN, Christina Dodge, Champion, 612-741-9292, christina.guildmbr@gmail.com, and Denny Covington, Co-Champion, 612-226-6309, denco71@aol.com
7. **Rice County Steam & Gas Engine Show**, August 30, 31, and Sept. 1, Dundas, MN, Martin Pansch, Champion, 612-599-4762, blacksmithingyeti@gmail.com
8. **Western MN Threshing show**, Aug 30-Sept 2, Rollag MN, Wayne Olson & Roger Degner blacksmith there. Visit website for details: <https://rollag.com/> Questions? Contact Wayne at wayneolson10@gmail.com
9. **Lamberton Hot Iron Days**, Sept. 6 & 7, Lamberton MN, Bob Brown, Champion, 651-260-2749, brown474@msn.com Mould making for cast iron pour Friday 10 am-4 pm. Pour at 10 pm Mould making Sat. 10. starting about 8:30-9:00. Pouring cast iron mid afternoon. Demo opportunities Sat., outside.
10. **Laura Ingalls Wilder Days**, Sept. 14 & 15, Pepin WI, Tom Latane' is the contact for artisans in the park. No demo opportunities but come and learn about history during Laura's childhood in Pepin. Visit website for details: <https://www.lauradays.org/>
11. **The Landing**, Shakopee MN, open most weekends through Labor Day. To volunteer, contact: Zack Mohlis, Cultural Heritage Interpreter, Three Rivers Park District, The Landing – Minnesota River Heritage Park, 763-694-1139. Visit website for details: <https://www.threeriversparks.org/location/landing>



Denny Covington assists Matthew Benik, Paul Hetchler's 10-yr old grandson, at the anvil.



TRIVET
by Jake Dodge

August Demonstration Opportunities

Scott-Carver Harvest Festival, Jordan, MN,

Last year's champion for this event was Jerry Felton at 952-873-6754.

Almelund Threshing Show, Taylors Falls, MN

Contact Jim Moenck to help out for this event at 651-724-3403 or jrmoenck@gmail.com. Jim says: "We have a pretty good crew, but we welcome anyone who wants to be part of the show. No costumes are necessary, just your regular work clothes. You will get dirty."

Nowthen Threshing Show, 7415 Old Viking Blvd. Nowthen, MN.

Contact Christina Dodge to help out for this event at 612-741-9292, christina.guildmbr@gmail.com, or Denny Covington, 612-226-6309, denco71@aol.com. Denny says, "This is open to all Guild members. Also the Nowthen Historical Power Association has their spring tractor pull that Saturday so the grounds will be open for all. We'll ask Guild members to sign up ahead of time to demonstrate (to make sure we're fully staffed), but we can usually accommodate drop-ins, too. In the past we have had a sign up sheet at the August Guild meeting and distribute an event pass. No costumes are needed. Forging stations are provided in a covered building that accommodates the public as well as the demonstrators."

Rice County Steam & Gas Engine Show, Dundas, MN

Contact (THIS IS A CHANGE FROM LAST MONTH) Martin Pansch to help out with this event at 612-599-4762, blacksmithingyeti@gmail.com. "Bring your own hand tools and materials/projects to work on. No costumes necessary."

Special note: If you are a demonstrator or champion for an event, be sure to take lots of photos to share with fellow Guild members via our publications.

Bronze Pour Workshop 2019

1. Saturday, October 5, 1:00 pm - 4:00 pm, Informational Session & Pattern Making Workshop

2. Saturday, October 12, 9:00 am - 4:30 pm: Mold Making (continued Sunday if necessary)

3. Saturday October 19, 10 am - Evening: Pattern Preparation & Pour

Instructors: Hicks, Zadworny, Bettenberg Cost: \$150

Class size: 4-to-6

Location: HIXWERX Studio, 2223 Stewart Ave, St. Paul, MN

Registration Due 9/22/19

We'll be casting silicon bronze into two-part (cope and drag) sand molds from your pattern. For beginners, a flat-backed sculpted clay pattern is recommended (see photo). However, if you have something specific that you'd like to cast, please reach out to Peter Bettenberg to discuss the project before registration.

NOTE: this is a three-Saturday workshop. Please do not register unless you are confident of your ability to attend all three days. With nearly 16 hours of instruction and activity you will certainly gain knowledge and hopefully have fun in this multi-disciplinary event.

Saturday, October 5 we will look at examples and talk about ways of creating a pattern to maximize the chances of getting a successful casting. We will also give an overview of mold making, including sprue and vent systems.

Saturday, October 12 will include ramming sand molds around your finished patterns.

Saturday, October 19 will be the day of the actual pour (weather permitting). First we will prepare the molds for the pour. This is also a chance to physically participate in a bronze pour if you are interested and able. Also, the grill will be going most of the day - bring your beverage of choice and something to share for an afternoon potluck.

You will need to bring: eye & ear protection, leather gloves, and wear proper clothing for metal work.

To register: Send your check made out to "The Guild of Metalsmiths" and contact information to:

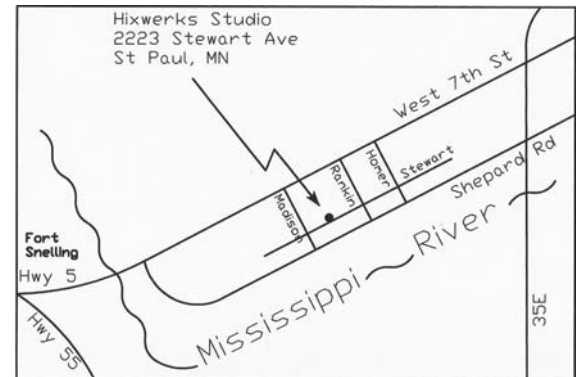
Peter Bettenberg

1630 Demont Ave. East

Maplewood, MN 55109

Contact Peter with questions: bettenberg@hotmail.com or 651-777-5300

Acceptance priority for the class is determined by postmark.



For Sale

Coal forge built for the Mark Asprey class several years ago. It is 30" x 40", on two wheels and two legs so you can roll it around. It has a cast fire pot that is not cracked. It has an electric motor and an air gate, hood, and chimney extension. Also about 25 gallons of coal. Asking \$400.

Treadle hammer from the first or second build done by the Guild. This is a swing arm type. Asking \$275.

Pictures are available upon request for any of the above. Contact Jim Moenck, 651-724-3403 or email jmoenck@gmail.com.

Note: The information below is provided as a service for TGoM members. Members may submit items for sale and upcoming events that are considered relevant to our group, and they will be published as space permits. The Guild of Metalsmiths is not responsible for these items or events.

Tunnel Mill Crafts 2019 Upcoming Classes

We are located in southern Minnesota near Spring Valley. For more information on any of the classes contact us at ic-adams@msn.com, or call 507-289-4189 Carol Adams.

August 17, 18, 19, Make Damascus (layered steel) with Ric Furrer-Door County Blacksmith

As in years past we will weld a stack of layered steel, forge it into a bar, shape that bar into a knife.

From there you will grind, heat treat, and etch that knife prior to attaching a handle.

You can explore more complicated patterning techniques if you wish, but the more time you spend on the blade the less time you have to complete the knife.

October 11, 12 & 13 Decorated hammer heads with Tom Latane'

Students will forge a hammer head and then chase the cold steel to ornament the form. Acanthus leaf, greenman face, and rope border motifs will be demonstrated. Skill level- Intermediate to advanced. There will be some demonstration of tool forging, heat treating, and grinding, but to get the most work accomplished,

students should prepare some tool blanks (to be ground as needed) or finished tooling before the class.

Specifications will be sent to registering students.

Coming in 2020...Peter Ross & Mark Asprey: More details to follow on website: www.tunnelmillcrafts.com

Goings on...a listing of TGoM events at a glance



- All membership meetings are the second Wednesday of February, April, June, August, and October. Date for December will be announced. For these meetings a potluck meal begins at 6:30 pm and the business meeting begins at 7, with a demonstration or activity starting around 8 (times approximate).
- Education Comm. meets first Thursday of each month. Contact Christina Dodge, co-chair: christina.gldmbr@gmail.com
- Program Comm. meetings are 7 pm the third Thursday monthly. Derrick Phillips, chair derrick_phillips@q.com
- All board meetings are the second Wednesday of January, March, May, July, September, and November. Potluck meal begins at 6:30, with meeting starting at 7 pm.

Events in July 2019

- July 16-21, Rice County Fair demo op-Lou Groth
- July 24-28, Rock County Fair demo op--Larry Wasmund
- July 26-28, Little Log House Antique Power Show demo op-Dick Carlson

Events in August 2019

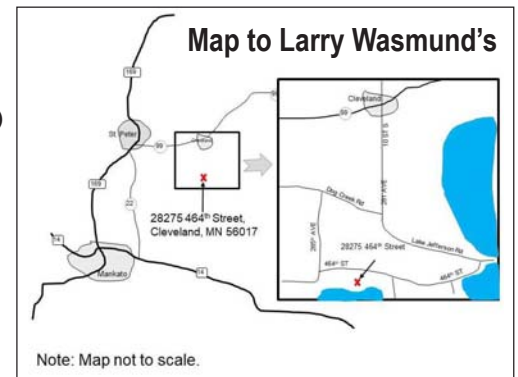
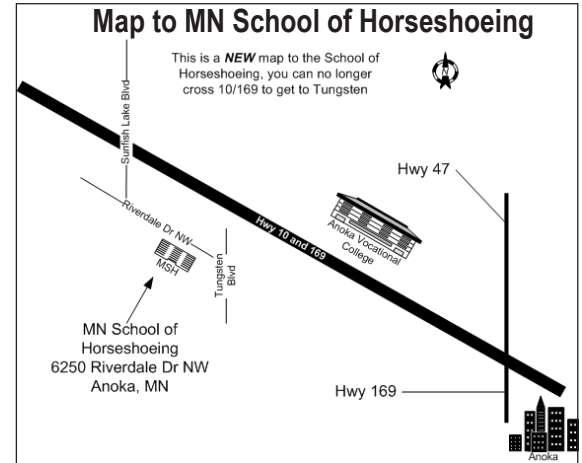
- August 2-4, Scott-Carver Harvest Festival demo op, Jerry Felton
- August 9-11, Almelund Threshing Show demo op-Jim Moenck
- August 14, Guild membership meeting, Dan Pate's country estate
- August 16-18, Nowthen Threshing Show demo op-Christina Dodge
- August 24, Knife Tongs class, MN School of Horseshoeing
- August 30-Sept 1, Rice County Steam & Gas Engine Show demo op-Myron Hanson
- August 30-Sept 2, Western MN Threshing Show, Rollag MN

Events in September

- Sept 6-7, Lamberton Hot Iron Days demo op-Bob Brown
- Sept 7-8, Lancashire-style hacksaw class, MN School of Horseshoeing
- Sept 14-15, Laura Ingals Wilder Days, Pepin WI
- Most weekends through Labor Day: The Landing-Zack Mohlis (Cultural Heritage Interpreter)
- Sept 19-20, Pre-Conference Class with Valerie Ostenak
- Sept 20, 21, 22, Fall Conference, Little Log House grounds

Events in October

- Oct. 5, Bronze Pour Day 1, Hixwerx Studio
- Oct. 9, TGoM membership meeting, details TBA
- Oct. 12, Bronze Pour Day 2, Hixwerx Studio
- Oct. 19, Bronze Pour Day 3, Hixwerx Studio



Join The Guild of Metalsmiths

Send \$30 dues to the address below. Please circle if you want to be listed in our membership directory and/or check items you don't want listed.

The Guild of Metalsmiths
PO Box 11423
St. Paul MN 55111

List Me
in the directory
but don't list
address - phones: home - work - fax - cell - email - web page
(circle items above you DO NOT want published)

Don't List Me
in the Directory

Name: _____

Email address: _____

Address: _____

City, State, Zip Code: _____

Primary phone: _____ Secondary phone: _____

All memberships are family memberships. Persons of all ages, professionals and hobbyists, are invited to join. We do not sell our mailing list.

ELECTRONIC FORUM

If you have not been receiving an email notification that The Forum is available, please verify that we have your correct email address. Contact Gordon Barr at agbarr@aol.com.



Address Service Requested

If you have items to be included in *The Forum*, please send them to Georgia Myers, editor, by email to: gldmyers@embarqmail.com by the third Monday of the month, if possible.

The Guild of Metalsmiths on the web

Visit our website at <http://www.metalsmith.org>

Looking for something? Try the search engine. On our home page, at the top of the right sidebar, enter your query and click on "Search."

July 2019

Your membership expiration date will show on the address label of your quarterly "Metalsmith" magazine.

TGoM now accepts Paypal and most major credit cards

The Guild accepts Paypal and most major credit cards, in addition to paper checks, for the payment of annual dues. This should make it more convenient for members to pay dues.

The Forum

The Guild of Metalsmiths, St. Paul, MN, publishes The GoM Forum monthly. It is intended as a tool to further our educational mission, to keep members up to date on current happenings, to publicize projects and workshops, a place for all members to express their opinions, concerns, learn more about each other—in short, to help us run our organization.

Guild educational grants

There is grant money available for Guild members to study intermediate and advanced metalworking techniques.

The Guild educational grant program is designed to bring new skills into the metalworking community. Participants are given money to pay for a portion of their expenses and are expected to learn some new or poorly understood skill, and then to share what they have learned with other members and the public through an article in our quarterly magazine, "The Metalsmith." They're also expected to lead a workshop on the topic (or other educational service approved by the board).

Application forms are available from the president or treasurer at a regular meeting, or by sending a self-addressed, stamped envelope to:

The Guild of Metalsmiths
PO Box 11423
St. Paul MN 55111