

The Forum

September 2019



Vol. 21, No. 9

THE GUILD OF METALSMITHS 42ND Fall Conference: "The Madness" September 20, 21 & 22, 2019 Little Log House Antique Power Show grounds

Friday, September 20th

10:00 am General Conference Setup
11:00 am Gallery Setup
Tailgate Corral Opens
5:00 pm Pot Luck Supper!
Gala Party/Gallery Opening After Supper
Demonstrator's Slide Show

1 - 4 pm

Demonstrations
Family Activities
Supper
Auction Begins

5 - 6 pm

6:30 pm

Sunday, September 22th

7:30 am Registration Opens
7:30-8:30 am Breakfast
8:30 - Noon Demonstrations
12 - 1 pm Lunch Break
1:00 pm Gallery Closes
1 - 3 pm Demonstrations
3:00 pm Mini Auction Begins
3:15 pm Closing/Cleanup

Saturday, September 21th

7:30 am Registration Opens
7:30-8:30 am Breakfast
9 - Noon Demonstrations
Family Activities
12 - 1 pm Lunch Break



FEATURING...

Valerie Ostenak

Valerie Ostenak studied painting, jewelry and metalsmithing at Northern Arizona University in Flagstaff AZ, and continued at California State University Long Beach, CA. She has worked with private clients, interior designers, and architects designing and creating paintings, art jewelry, and sculpture including a decorative railing at the Grand Canyon. See page 3 for details on how to sign up for the pre-conference class being given by Valerie on Thursday and Friday, Sept. 19 & 20.

Jeremy Knippel

Jeremy Knippel lives in Merrifield Minnesota. Jeremy has been in the metalworking business for over 30 years, with a background in Auto Body repair. During this time the focus was to repair damaged metal - making crooked metal straight again. This year's demonstration will include making a wall hook from a 10" nail that will have a leaf and a heart shape in it. A corkscrew "worm" will be demonstrated by using only a hammer and a swage block. Also, a candle holder or mirror frame will be forged on the anvil.

Family Activities: make plans now to sign up!

Contact is: Sheri Stanaitis

home (715) 698-2895; cell (715) 307-3544

e-mail: spaco@baldwin-telecom.net

Jewelry Class Saturday 9 am - Noon

We will be making beaded earrings and having fun. \$2 per pair of earrings for material cost. Sheri Stanaitis, Instructor.

Broom Making Class Saturday 9 am

Make a decorative broom to use by a fireplace or to hang as a decoration. \$20 material fee. Mark Jackson, Instructor (612-730-6246).

Altoid Tin Repousse Sunday 9:00 am - Noon

Learn fun ways to decorate Altoid tins. **Free** class. Jesse Gavin, Instructor.

Magnetic Art Design and build magnetic/ferrous creations. Free!

Found Art Saturday, 9:00 am Herb Fick and company will weld whatever you find on the trailer into your art creation. **Free**. Found Art closes at 4:00 pm Saturday!

This year's contest...design & create a unique trivet!

Contest open to all. Must be made of metal. All entries must be donated to the Saturday auction. Auction sale price will determine winners. Cash prizes will be awarded.

First Place: \$100 Second Place: \$60 Third Place: \$40

Fall Conference Registration

See your **Fall Conference brochure** for details. A full weekend pass is \$35 per family. A 1 day pass is \$20 per family (Sat. or Sun.) Registration should be completed by September 1.

For further information or to volunteer, call:

Larry Wasmund, Guild president, 507 469-0205

poundedtreasurers@gmail.com

Derrick Phillips, Program Committee Chair, 651 230-2363

derrick_phillips@q.com

Taya Gavin, Treasurer, 715 781-4389 gavin1137@hotmail.com

Gallery

Bring an example of your work to exhibit in the gallery! This is one of the highlights of the conference. Everyone loves to see what others have created. Items can be newly created or something you've brought before. Everyone is encouraged to participate; members, non-members and beginner smiths too. We are encouraging pre-registering your item(s) with the gallery at escherblacksmith@gmail.com Items are registered in and out.

Auctions

We will be holding our traditional auction Saturday evening so we ask our Guild members to bring items they have made or items that have fallen out of favor. Please remember that this auction is how we garner most of our operating capital, so please be generous!

Sunday's mini auction will be of the demonstrators' weekend works.

The Guild has a new address

The Guild of Metalsmiths

PO Box 72

Hudson, WI 54016

Please update your records! If you have any questions or concerns, feel free to contact me. Thank you!

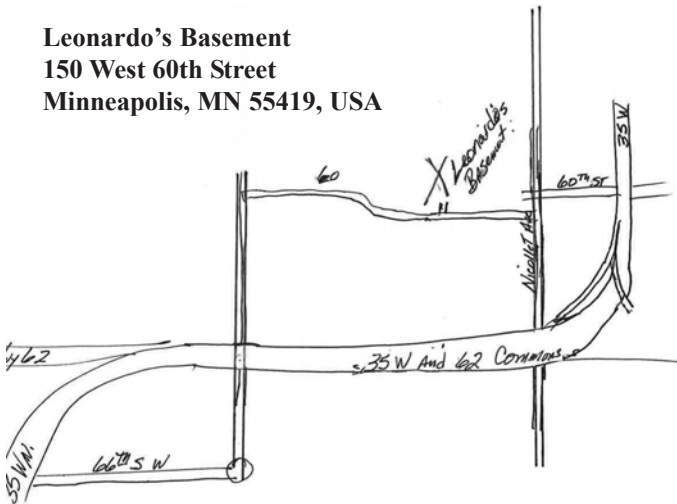
Taya Gavin, Treasurer

gavin1137@hotmail.com 715-781-4389

October TGoM membership meeting coming Wednesday, Oct. 9!

The next all member bi-monthly meeting will be held October 9 at Leonardo's Basement which is in the Crosstown / 35W area: 150 West 60th Street, Minneapolis, MN 55419. Gordon Barr is the champion for this meeting. Put it on your calendar! Full details will appear in the October Forum.

Leonardo's Basement
150 West 60th Street
Minneapolis, MN 55419, USA



Greetings from the Property Manager

I have been tasked with documenting and managing the physical items that belong to The Guild of Metalsmiths. This can range from loaner equipment to equipment that is installed at demo sites to stock materials that were purchased years ago and have been squirreled away for a rainy day. There are probably variations on the theme that I'm not even aware of existing. This is where you can help.

The information is held in member secure mental storage. We need to make it into a repository that could be more easily accessed. I have created a new email address tools.guildmbr@gmail.com. This is where I would like the information to be sent. This email address is also where people will be able to send requests for usage of said equipment.

What type of information would I like? I'm glad you asked! Pictures, description of item (brand, size/weight, condition, defects, quantity, etc.), history of how it came to the Guild, where it currently resides, and any variation of the above. If you are not tech savvy, please reach out to someone else in the group that could help.

Finally, I am looking for people that are willing to store items in the future as the need may arise. I have already talked to one member that is happy to store the items they currently have, but if life changes, we may need to relocate them. This request is more for long term planning. Thanks so much for the assistance.



Adam Robrahn

— Adam Robrahn

Beginners Blacksmithing Classes Fall 2019

Registration is now open for the three day Beginners Blacksmithing classes

- October 5, 12, 19 in Ramsey (MN School of Horseshoeing)
- November 2, 9, 16 in Cleveland (Larry Wasmund's shop)

The beginners basic classes are designed to give everyone the same understanding of the basics, techniques and terminology. The basic classes or proficiency is required before taking any of the many other classes the Guild offers. This enables those classes to concentrate on advanced techniques without having to spend time on basic concepts.

This 3 day class covers the basics of: Safety, Tools, Fire Control, Forging Dynamics, Tapers (ribbon, fishtail, point), Twisting, Riveting, Shouldering, Upset, Cutting, Splitting, Punching, Heat Treat, Scrolling, Bending, Forge weld.

Cost: (covers everything you need, the facility, coal, metal tools and workbook)

\$180 for members, \$190 non members

Minors (under 18) can share a forge with a guardian for an additional \$30

Dates and Location:

The classes are held on Saturdays at the Minnesota School of Horseshoeing, 6250 Riverdale Dr NW, just off Hwy 10 near the Anoka Vocational College or in Cleveland, MN near Mankato. See page 7 for maps of both locations.

What you need to bring:

Eye, ear and skin protection. This includes safety glasses, ear muff or plugs and suitable clothing which includes hard shoes, cotton or leather. Synthetic and polyester clothing will burn and melt. There will be sparks and brushes against hot metal.

Tools:

Tools are provided but if you have a favorite hammer, punches, chisels and tools, bring them along. A small 1 to 2 pound ball peen hammer would work. We have various hammers for you to try and get a feel for what is comfortable.

Typical day:

Classes start at 9 but people usually show up much earlier to get the coffee brewing, have a donut, swap stories or show off recent projects. Feel free to bring projects you are working on to show. We break for lunch. You can either bring a brown bag or go out to a local fast food restaurant. Classes end between 3 and 5.

To sign up for the three day Beginners classes:

Send a check made out to The Guild of Metalsmiths to:

Gordon Barr

11021 27th Ave

Burnsville, MN 55337

agbarr@aol.com

(\$180 for members, \$190 non members)

6" Lancashire-style hacksaw class

Last chance to register!

Saturday & Sunday, September 7 & 8, 9 am start

Instructors: Martin Pansch Jim Ericksen Tom Sanders

Cost: \$125 Location: Pansch farm (map below)

Class description: In this class we will be making a 6-inch version of this classic style hacksaw (see photo) using mostly traditional techniques. This is a class for intermediate to advanced students.



Tools and Equipment or other items to bring to the class:

Forging hammer, tongs for 1/4" and 3/16" flat, 3/8" and 1/2" square, 1/2" round, hacksaw (ironic, I know), slitter/hot cut, 1/4" or 3/8" spring fuller or top and bottom fullers, 1/4" square drift, 1/4" tap and die (match threads preferably), set hammer, sledge hammer, a flatter, a scrap of leather to keep from marring the near finished saw while in the vise, hot rasp, and a good selection of files (flat, half round, round bastards).

Safety Equipment: Safety glasses, ear plugs, work gloves.

Special Instructions: Limited accommodations available at the Pansch farm. Camping on site also available.

Lunch Arrangements: Either bring your own meals or we will figure out a collective feeding plan.

To register for this class, send a check for \$125 written out to The Guild of Metalsmiths to:

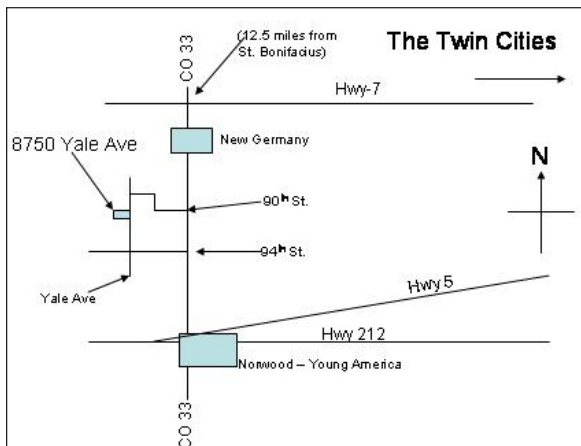
Martin Pansch

201 Nevada Street

Northfield, MN 55057

Contact Martin at blacksmithingyeti@gmail.com or (612) 599-4762 with questions.

Acceptance priority for this class will be determined by postmark.



2019 Pre-Conference Class with Valerie Ostenak is FULL!

Sept. 19-20, 2019, Thursday 9-5:00 and Friday 9-3:30

Location: Little Log House Pioneer Village (10 miles south of Hastings) 21889 Michael Avenue, Hastings, MN 55033

Bronze Pour Workshop 2019

1. Saturday, October 5, 1:00 pm - 4:00 pm, Informational Session & Pattern Making Workshop

2. Saturday, October 12, 9:00 am - 4:30 pm: Mold Making (continued Sunday if necessary)

3. Saturday October 19, 10 am - Evening: Pattern Preparation & Pour

Instructors: Hicks, Zadworny, Bettenberg Cost: \$150

Class size: 4-to-6

Location: HIXWERX Studio, 2223 Stewart Ave, St. Paul, MN Registration Due 9/22/19

We'll be casting silicon bronze into two-part (cope and drag) sand molds from your pattern. For beginners, a flat-backed sculpted clay pattern is recommended (see photo). However, if you have something specific that you'd like to cast, please reach out to Peter Bettenberg to discuss the project before registration.



NOTE: this is a three-Saturday workshop. Please do not register unless you are confident of your ability to attend all three days. With nearly 16 hours of instruction and activity you will certainly gain knowledge and hopefully have fun in this multi-disciplinary event.

Saturday, October 5 we will look at examples and talk about ways of creating a pattern to maximize the chances of getting a successful casting. We will also give an overview of mold making, including sprue and vent systems.

Saturday, October 12 will include ramming sand molds around your finished patterns.

Saturday, October 19 will be the day of the actual pour (weather permitting). First we will prepare the molds for the pour. This is also a chance to physically participate in a bronze pour if you are interested and able. Also, the grill will be going most of the day - bring your beverage of choice and something to share for an afternoon potluck.

You will need to bring: eye & ear protection, leather gloves, and wear proper clothing for metal work.

To register: Send your check by September 22 made out to "The Guild of Metalsmiths" and contact information to:

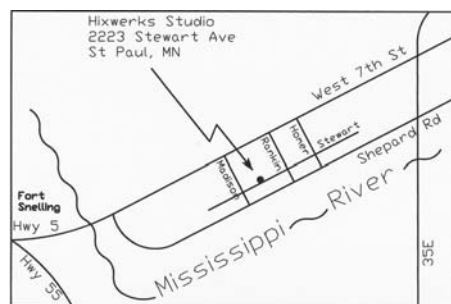
Peter Bettenberg

1630 Demont Ave. East

Maplewood, MN 55109

Contact Peter with questions: bettenberg@hotmail.com or 651-777-5300

Acceptance priority for the class is determined by postmark.



Oxy/Acetylene Welding 2-day class

Saturday & Sunday, October 26 & 27, 9:00 to 4:30 each day

Location: Myron Hanson's East Eagan Blacksmith Shop, 4015 Dodd Road, East Eagan, MN (map below)

Instructors: Myron Hanson, Bob Brown, "Bill the Welder" Krawczeski, and Dick Carlson

Cost: \$100 Guild member, \$120 nonmember

Maximum students: 10

New to gas welding? Just want to brush up your basic skills? This class focuses on safety and hands-on learning. Students will be working at individual stations on a shared workbench, with equipment and stock provided. If time permits, bonus demonstrations will show advanced techniques and uses of the oxyacetylene torch.

Safety requirements: Students should be prepared for sparks and melted/hot metal: common safety garb (leather footwear and cotton, leather, or wool clothing—no cuffs or frayed edges) plus eye protection with a #5 lens: goggles or glasses will work but a face shield with the #5 lens is highly recommended. If you wear corrective lenses, bring those, too. Cloth cap is optional, gloves are recommended.

Tools and Equipment or other items participants are to bring to the class. all supplied, though students may bring their own torch if they'd like.

Lunch Arrangements: students bring their lunch.

To register, send a check written to "The Guild of Metalsmiths" and mail, along with your contact information, to:

Christina Dodge
17645 Baugh St NW
Ramsey, MN 55303

Questions? Call (612) 741-9292 or email christina.guildmbr@gmail.com

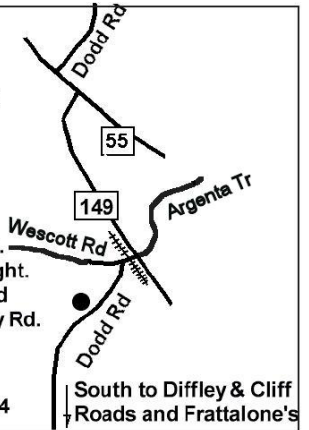
Acceptance priority for this class will be determined by postmark. Each person will be notified individually.

1 Myron Hanson

Take I 494 to Dodd Rd/ MN 149 exit and go South, turn left onto MN 55 and turn right back onto MN 149. Continue South to the sign that says Dodd Road and points right. Turn right, cross the tracks and make an immediate left turn onto Dodd Road. Myron's house is about .7 mi on the right. Coming North on Dodd Rd from Cliff Rd its about 1.8 mi (~.75 mi North of Diffley Rd.

4015 Dodd Rd
Eagan, MN 55123-1612
Home phone: 651-454-3984

South to Diffley & Cliff Roads and Frattalone's



Box Tongs Class

Date and Time: October 26, 2019 8:30 am to 4:00 pm **Instructors:** Larry Wasmund and others Phone: 507 469-0205 email: poundedtreasures@gmail.com

Price of Class: \$75

Class size: Maximum students: 7 Minimum students: 4

Location: Wasmund Shop At Cleveland MN (map page 7)

This class will teach those in attendance how to make a box style tongs. A box type tong gives you the most control in holding rectangular stock. We will be starting with 1/2 x 5/8 stock and making a tongs to hold a 1/2x 1 inch stock. There will be substantial amounts of drawing out on the reins and bit of this tongs. Students should have the dexterity for forging heavier stock. Students must know how to direct the movement of steel with a cross peen, drawing out, and riveting. Everyone will go home with a functioning tool.

Tools and Equipment or other items participants are to bring to the class. Bring your favorite hammer and a file

Safety Equipment – Cotton Clothing, Gloves, Hearing protection, safety Glasses.

Other Equipment: None

To register for this class, send a check written to The Guild of Metalsmiths for \$75 to:

Larry Wasmund 28275 464th Street Cleveland MN. 56017

Acceptance priority for this class will be determined by postmark.



Joinery Class – PART ONE

Saturday & Sunday, November 16&17, 2019, 8:30 am to 4 pm, both days Location: MN School of Horseshoeing Cost: \$120

Maximum 8, minimum 4 students Class champion: Derrick Phillips.

This is Part One of three in a Joinery class series. The overall courses are skills based, to incorporate all that was learned in a class taken by the instructors and taught by Mark Aspery.

In this first 12 hours of instruction the student will learn the importance of proper tool making to accomplish successful joinery. We will concentrate this portion on forging tooling to perform 1/2" slot punching and drifting with 1/2" round and square drifts. The class is open to all students that have taken the beginners class. Understand that if the student has not had a year or so of reasonably consistent practice this class will be extra challenging.

To register for this class, send a check written to The Guild of Metalsmiths for \$120 to

Derrick Phillips

2461 Como Ave

St. Paul MN 55108

Contact Derrick with questions. derrick_phillips@q.com

Acceptance priority for this class will be determined by postmark.

Fireplace Tools Class

Saturday, Nov. 23, 8 am to 5 pm

Location: MN School of Horseshoeing (map page 7)

Instructors: Rich Herman/Larry Wasmund

Cost: \$75 Class size: max students: 10; min students: 4

This class will be a creative class making tools for a fireplace or fire pit. You will create a fire poker, an ash shovel, and a hearth broom handle into which you will incorporate a whisk broom.



The stock will be 3/8 square stock and there will be many handle choices from coils to twists and bottle openers that may be incorporated into the handles. Come one, come all, from beginners to advanced skills. All students get enough materials for three tools and a wall bracket. Time should allow finishing two for sure and most will complete all.

Tools and Equipment or other items to bring to the class:

Bring favorite hammers and tools or use ours. We will have punches and chisels for decorating.

Safety Equipment: Cotton clothing, gloves, hearing protection, safety glasses.

Lunch Arrangements: at local fast foods or bring your own

To register for this class, send a check for \$75 written to "Guild of Metalsmiths" and your contact information to:

Rich Herman

12553 Danbury Way

Rosemount, MN 55068

Contact for questions: richherman651@gmail.com or 651-322-1623

Acceptance priority for this class will be determined by postmark!

Check out these final summer events for demo ops



Rice County Steam & Gas Engine Show, August 30, 31, and Sept. 1, Dundas, MN, Martin Pansch, Champion, 612-599-4762, blacksmithingyeti@gmail.com

Martin says: "Bring your own hand tools and materials/projects to work on. No costumes necessary."

Western MN Threshing show, Aug 30-Sept 2, Rollag MN, Wayne Olson & Roger Degner blacksmith there. Visit website for details: <https://rollag.com/> Questions? Contact Wayne at wayneolson10@gmail.com

Lamberton Hot Iron Days, Sept. 6 & 7, Lamberton MN, Bob Brown, Champion, 651-260-2749, brown474@msn.com Mould making for cast iron pour Friday 10 am-4 pm. Pour at 10 pm Mould making Sat. 10. starting about 8:30-9:00. Pouring cast iron mid afternoon. Demo opportunities Sat., outside.

The Landing, Shakopee MN, open most weekends through Labor Day. To volunteer, contact: Zack Mohlis, Cultural Heritage Interpreter, Three Rivers Park District, The Landing – Minnesota River Heritage Park, 763-694-1139. Visit website for details:

<https://www.threeriversparks.org/location/landing>

Laura Ingalls Wilder Days, Sept. 14 & 15, Pepin WI, Tom Latane' is the contact for artisans in the park. No demo opportunities but come and learn about history during Laura's childhood in Pepin. Visit website for details: <https://www.lauradays.org/>

The August Guild meeting...a review

— Herb Fick

I thought it appropriate to review the August meeting from the perspective of the meeting champion, partially for the benefit of those considering championing meetings. The meeting was the corn feed, and the 10th or 11th consecutive August meeting at the Pate estate.

First, what went wrong: Volunteer commitment? This year Tom and Wendy were not able to take their seeming annual role in the cleanup of the estate. We sorely missed their energy level. Others had difficulty committing to stepping in. Just the commitment, not the actual showing up and helping. The lack of saying who and when the help would show up made my day a bit more awkward but it all worked out.

What went right is much more interesting: The setup crew that showed up was wonderful and the estate turned into the park we have come to expect. I think the first to show after the hog preparation crew (Gary and Jim) was John Smith. He spent a lot of the day on the John Deere. An interesting contribution was the white bus of Merritts. They contributed an enthusiastic Zero turn mower operator who was totally new to this sort of thing. Merritt senior put a couple of hours on the tree trimming brigade. Seth helped with carving meat, carving trees, the demonstration and was almost the last to leave after cleanup. Interestingly enough, we had three Stihl pole trimmers available and they all found work.

Dan's neighbor helped a lot with moving the cars around and stayed until the last of the evening. Myron again supplied open forge all afternoon. The food looked wonderful, but I admit I didn't really have time to do the whole meal. Thanks especially to Jesse and Taya who handle that with so little expected in return.

How about the demonstrations? I pushed Brandon and Seth to team on the demo because we usually resort to using the old guys to do the demo. Brandon delivered a complete bolt tongs with a precision demonstration complete with story board in just about exactly 45 minutes and no one walked away. Seth striking was a sop to my personal view that most of our smiths need to learn how to use help. Did you notice how long that team can keep a piece of steel hot? Perhaps we need a "drawing out contest" for teams at a Madness.

Dan sort of knocked himself out with the embossed panel demonstration. When it turned out that we really needed a better piece of conveyor belting, it showed up. Regular Guild members don't see enough of the sort of machines Dan uses and there seems to be a lot of appreciation for what Dan can do with "skinny" metal.

Clean up? I did the last bit of cleanup on Thursday. The group deserves a lot of credit for how little there was left to pick up. There were a couple of chairs left behind. That always happens. When the last bit gets picked up is when I ask the annual question. "Would you do it again?" Dan only seems to have one answer. What a host!!!

Summary of story:

The story is that it can be hugely rewarding to champion a meeting. Try it, you can like it. And thank you attendees for the kind reception you gave to my guests, friends of over 60 years.

Guild smiths demonstrate at 2019 Nowthen Threshing Show



Bob Brown



Dean Ziegenbein



Mike Hanson



Ken Hollenbeck and Larry Sorensen



Smiths working on the treadle hammer new to the shop this year.



Jacob Dodge


Pete Stanaitis and Dean Ziegenbein



Denny Covington and a spectator



Denny Covington and Jacob Dodge



Note: The information below is provided as a service for TGoM members. Members may submit items for sale and upcoming events that are considered relevant to our group, and they will be published as space permits. The Guild of Metalsmiths is not responsible for these items or events.

Tunnel Mill Crafts 2019 Upcoming Classes and Events

We are located in southern Minnesota near Spring Valley. For more information on any of the classes contact us at ic-adams@msn.com, or call 507-289-4189 Carol Adams.

October 4, 5, & 6, Annual Tunnel Mill Fall Gathering
 October 11, 12 & 13 Decorated hammer heads with Tom Latane'
 Check the Tunnel Mill website for full details: www.tunnelmillcrafts.com

Goings on...a listing of TGoM events at a glance



- All membership meetings are the second Wednesday of February, April, June, August, and October. Date for December will be announced. For these meetings a potluck meal begins at 6:30 pm and the business meeting begins at 7, with a demonstration or activity starting around 8 (times approximate).
- Education Comm. meets first Thursday of each month. Contact Christina Dodge, co-chair: christina.gldmbr@gmail.com
- Program Comm. meetings are 7 pm the third Thursday monthly. Derrick Phillips, chair derrick_phillips@q.com
- All board meetings are the second Wednesday of January, March, May, July, September, and November. Potluck meal begins at 6:30, with meeting starting at 7 pm.

Events in September

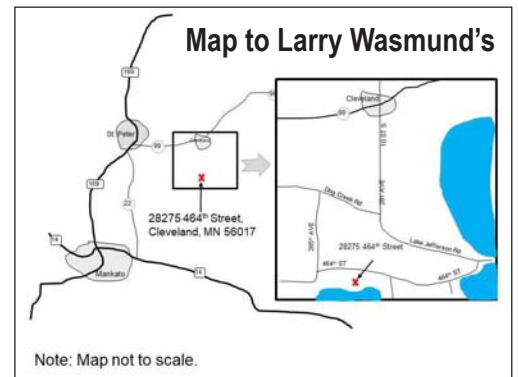
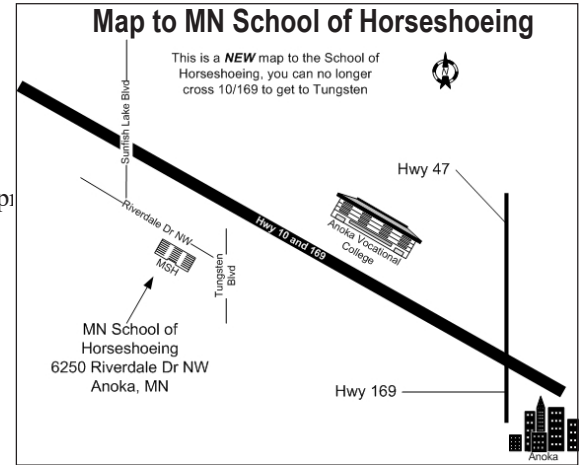
- Sept 6-7, Lambertson Hot Iron Days demo op-Bob Brown
- Sept 7-8, Lancashire-style hacksaw class, MN School of Horseshoeing
- Sept 14-15, Laura Ingals Wilder Days, Pepin WI
- Most weekends through Labor Day: The Landing-Zack Mohlis (Cultural Heritage Interpretive)
- Sept 19-20, Pre-Conference Class with Valerie Ostenak is FULL!
- Sept 20, 21, 22, Fall Conference, Little Log House grounds

Events in October

- Oct. 4, 5, 6, Tunnel Mill Fall Gathering, Tunnel Mill
- Oct. 5, Bronze Pour Day 1, Hixwerx Studio
- Oct. 9, TGoM membership meeting, Leonardo's Basement
- Oct. 12, Bronze Pour Day 2, Hixwerx Studio
- Oct. 19, Bronze Pour Day 3, Hixwerx Studio
- Oct. 26, Box Tongs Class, Larry Wasmund's studio
- Oct. 26 & 27, Oxy/Acetylene Welding Class, Myron Hanson's East Eagan Shop

Events in November 2019

- Nov. 16 & 17, Joinery Class-Part 1, MN School of Horseshoeing
- Nov. 23, Fireplace Tools Class, MN School of Horseshoeing



Join The Guild of Metalsmiths

Send \$30 dues to the address below. Please circle if you want to be listed in our membership directory and/or check items you don't want listed.

The Guild of Metalsmiths
PO Box 72
Hudson, WI 54016

List Me
in the directory
but don't list
address - phones: home - work - fax - cell - email - web page
(circle items above you DO NOT want published)

Don't List Me
in the Directory

Name: _____

Email address: _____

Address: _____

City, State, Zip Code: _____

Primary phone: _____ Secondary phone: _____

All memberships are family memberships. Persons of all ages, professionals and hobbyists, are invited to join. We do not sell our mailing list.

ELECTRONIC FORUM

If you have not been receiving an email notification that The Forum is available, please verify that we have your correct email address. Contact Gordon Barr at agbarr@aol.com.



Address Service Requested

If you have items to be included in *The Forum*, please send them to Georgia Myers, editor, by email to: gldmyers@embarqmail.com by the third Monday of the month, if possible.

The Guild of Metalsmiths on the web

Visit our website at <http://www.metalsmith.org>

Looking for something? Try the search engine. On our home page, at the top of the right sidebar, enter your query and click on "Search."

September 2019

Your membership expiration date will show on the address label of your quarterly "Metalsmith" magazine.

TGoM now accepts Paypal and most major credit cards

The Guild accepts Paypal and most major credit cards, in addition to paper checks, for the payment of annual dues. This should make it more convenient for members to pay dues.

The Forum

The Guild of Metalsmiths publishes The GoM Forum monthly. It is intended as a tool to further our educational mission, to keep members up to date on current happenings, to publicize projects and workshops, a place for all members to express their opinions, concerns, learn more about each other—in short, to help us run our organization.

Guild educational grants

There is grant money available for Guild members to study intermediate and advanced metalworking techniques.

The Guild educational grant program is designed to bring new skills into the metalworking community. Participants are given money to pay for a portion of their expenses and are expected to learn some new or poorly understood skill, and then to share what they have learned with other members and the public through an article in our quarterly magazine, "Metalsmith." They're also expected to lead a workshop on the topic (or other educational service approved by the board).

Application forms are available from the president or treasurer at a regular meeting, or by sending a self-addressed, stamped envelope to:

The Guild of Metalsmiths
PO Box 72
Hudson, WI 54016