

The Forum

October 2019



Vol. 21, No. 10

IMPORTANT NOTICE! Openings still available for Beginners Blacksmithing Classes Fall 2019!

Registration is open for the three day Beginners Blacksmithing classes

- October 5, 12, 19 in Ramsey (MN School of Horseshoeing)
- November 2, 9, 16 in Cleveland (Larry Wasmund's shop)

The beginners basic classes are designed to give everyone the same understanding of the basics, techniques and terminology. The basic classes or proficiency is required before taking any of the many other classes the Guild offers. This enables those classes to concentrate on advanced techniques without having to spend time on basic concepts.

This 3 day class covers the basics of: Safety, Tools, Fire Control, Forging Dynamics, Tapers (ribbon, fishtail, point), Twisting, Riveting, Shouldering, Upset, Cutting, Splitting, Punching, Heat Treat, Scrolling, Bending, Forge weld.

Cost: (covers everything you need, the facility, coal, metal tools and workbook)

\$180 for members, \$190 non members

Minors (under 18) can share a forge with a guardian for an additional \$30

Dates and Location:

The classes are held on Saturdays at the Minnesota School of Horseshoeing, 6250 Riverdale Dr NW, just off Hwy 10 near the Anoka Vocational College or in Cleveland, MN near Mankato. See page 7 for maps of both locations.

What you need to bring:

Eye, ear and skin protection. This includes safety glasses, ear muff or plugs and suitable clothing which includes hard shoes, cotton or leather. Synthetic and polyester clothing will burn and melt. There will be sparks and brushes against hot metal.

Tools:

Tools are provided but if you have a favorite hammer, punches, chisels and tools, bring them along. A small 1 to 2 pound ball peen hammer would work. We have various hammers for you to try and get a feel for what is comfortable.

Typical day:

Classes start at 9 but people usually show up much earlier to get the coffee brewing, have a donut, swap stories or show off recent projects. Feel free to bring projects you are working on to show. We break for lunch. You can either bring a brown bag or go out to a local fast food restaurant. Classes end between 3 and 5.

To sign up for the three day Beginners classes in either October or November:

Send a check made out to The Guild of Metalsmiths to:

Gordon Barr agbarr@aol.com

11021 27th Ave

Burnsville, MN 55337

(\$180 for members, \$190 non members)

New venue for October TGoM membership meeting Wednesday, Oct. 9!

The next all member bi-monthly meeting will be held October 9 at a new venue - Leonardo's Basement. This is near the Crosstown/ 35W area. Plenty of street parking is available.

Steve Jevning is the director and our host.

Leonardo's Basement is a one of a kind creative learning environment for "kids" of all ages to design and build from their imagination. The Guild recently installed a coal forge and is planning on having a "Taste of Blacksmithing" workshop soon. They also offer welding, metal shop and wood shop workshops. Tom Latane will be demonstrating using the new forge.

Gordon Barr, agbarr@aol.com, is the champion for this meeting. Put it on your calendar!

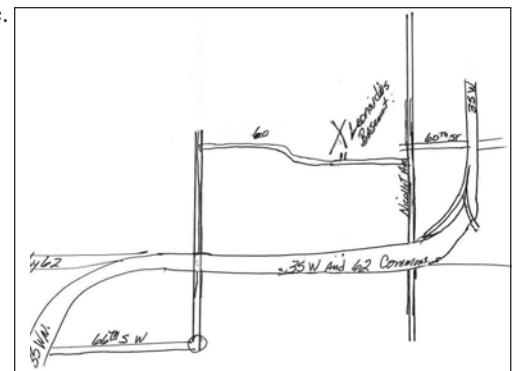
Leonardo's Basement

150 West 60th Street, Minneapolis, MN 55419

<https://leonardosbasement.org/>

Wednesday October 9

Potluck at 6:30 followed by the program



Meet the Instructor: Dick Carlson



Dick Carlson teaching his 13-year old grandson, Richard Rose.

Spotlighting a member of The Guild of Metalsmiths who has generously shared knowledge, talent, and time as a class instructor for TGoM.

...sharing our passion for metalworking!



I was born in 1936. I was a farmer until 1960 and had been doing farm welding for about five years. In 1960 I purchased the blacksmith shop in Miesville, MN. The blacksmith was going to teach me the trade, but unfortunately he died before he got a chance to work with me. I knew two other blacksmiths who helped me learn the trade. Most of my work then was repairing and sharpening plow lays, sharpening, replacing and repairing mower sickles, repairing broken farm machinery and building things for farmers. I also made house railings.

In the middle 1980s I went to the Minnesota State Fair, and there I met Paul Hubler, who was demonstrating in the Blacksmith Shop at Heritage Village. Paul gave me an application to join the Guild of Metalsmiths—I had never heard of the Guild. I went to my first GOM Conference at Jon Hanks's in Afton. I saw and learned things I had never seen before. This was Artist Blacksmithing, totally different than farm blacksmithing.

I took classes and learned many things from fellow blacksmiths who were always willing to help. I served on committees, was on the board several times, was on the program committee, and served as chairman.

I started teaching in the 1990s. I taught an annual hammer making class for about eighteen years. I also taught Beginners Classes, Animal Heads Classes and Oxy & Acetylene Welding Classes.

Q. What drives you to teach? When I started smithing, I couldn't find books on smithing anywhere. I chose to learn blacksmithing and I am trying to pass on what I have learned.

Q. What is the most common misconception that novice smiths have about the craft? When a Master Smith makes something, it looks easy. It isn't! Many want to make something before they learn the basics. Everything is hot, dirty and heavy!

Q. Any tips for a new blacksmith? The first thing is learn the basics, from there anything is possible. Don't turn down jobs because you don't think you can do it. You can get help from GOM members.


Q. What is the most important quality of a successful blacksmith? Consistent good finished works. Many times a few extra hammer hits makes the difference from mediocre to beautiful work.

Q. What is your favorite thing to make? Most challenging project? My one piece Rose that I learned how to make from a Russian Blacksmith in Branson, MO. Then I added leaves and a base. It is 18" x 3/16 x 1/2. It has 6 petals, 3 leaves and 1 thorn and base. There is no welding.

I rebuilt a Park Phaeton Carriage and also have built five Arches over cemetery entrances, one in Miesville, Cannon Falls, Red Wing, Long Lake, and on Hwy 316 & 230th St.

Q. Who did you learn from? Is there a memorable lesson or anecdote you'd like to share? Paul Hubler taught me a lot. The first class of his I took was a bear head class, so I bought ANIMAL MENAGERY by Paul, and made all the tools to make bear heads, but when I got to class Paul said, "We aren't going to make that one, I got a different one." I also have to give credit to Myron who probably taught me more about quality work.

Q. Finish this sentence: If I wasn't smithing I would be... Probably dead. I enjoy making things. I still work in my shop every day. Next year I will celebrate 60 years Blacksmithing. I feel truly blessed that I have been involved with blacksmithing. I think it keeps me alive.



Reminder...

Richard Zielike, TGoM librarian, wishes to remind folks to return books they've borrowed from the Guild's library. He says, "Just tell delinquent borrowers that I'll 'book 'em'!" Just bring them to any meeting and deposit them into the "Returned Books" crate.

Thank you!

The Guild has a new address

The Guild of Metalsmiths
PO Box 72
Hudson, WI 54016

Please update your records! If you have any questions or concerns, feel free to contact me. Thank you!

Taya Gavin, Treasurer
gavin1137@hotmail.com 715-781-4389

Oxy/Acetylene Welding 2-day class

Saturday & Sunday, October 26 & 27, 9:00 to 4:30 each day

Location: Myron Hanson's East Eagan Blacksmith Shop, 4015 Dodd Road, East Eagan, MN (map below)

Instructors: Myron Hanson, Bob Brown, "Bill the Welder" Krawczeski, and Dick Carlson

Cost: \$100 Guild member, \$120 nonmember

Maximum students: 10

New to gas welding? Just want to brush up your basic skills? This class focuses on safety and hands-on learning. Students will be working at individual stations on a shared workbench, with equipment and stock provided. If time permits, bonus demonstrations will show advanced techniques and uses of the oxyacetylene torch.

Safety requirements: Students should be prepared for sparks and melted/hot metal: common safety garb (leather footwear and cotton, leather, or wool clothing—no cuffs or frayed edges) plus eye protection with a #5 lens: goggles or glasses will work but a face shield with the #5 lens is highly recommended. If you wear corrective lenses, bring those, too. Cloth cap is optional, gloves are recommended.

Tools and Equipment or other items participants are to bring to the class. all supplied, though students may bring their own torch if they'd like.

Lunch Arrangements: students bring their lunch.

To register, send a check written to "The Guild of Metalsmiths" and mail, along with your contact information, to:

Christina Dodge
17645 Baugh St NW
Ramsey, MN 55303

Questions? Call (612) 741-9292 or email christina.guildmbr@gmail.com

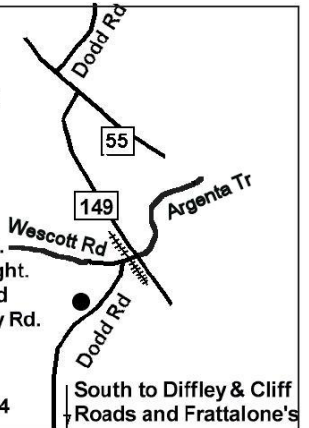
Acceptance priority for this class will be determined by postmark. Each person will be notified individually.

1 Myron Hanson

Take I 494 to Dodd Rd/ MN 149 exit and go South, turn left onto MN 55 and turn right back onto MN 149. Continue South to the sign that says Dodd Road and points right. Turn right, cross the tracks and make an immediate left turn onto Dodd Road. Myron's house is about .7 mi on the right. Coming North on Dodd Rd from Cliff Rd its about 1.8 mi (~.75 mi North of Diffley Rd.

4015 Dodd Rd
Eagan, MN 55123-1612
Home phone: 651-454-3984

South to Diffley & Cliff Roads and Frattalone's



Box Tongs Class

Date and Time: October 26, 2019 8:30 am to 4:00 pm **Instructors:** Larry Wasmund and others Phone: 507 469-0205 email: poundedtreasures@gmail.com

Price of Class: \$75

Class size: Maximum students: 7 Minimum students: 4

Location: Wasmund Shop At Cleveland MN (map page 7)

This class will teach those in attendance how to make a box style tongs. A box type tong gives you the most control in holding rectangular stock. We will be starting with 1/2 x 5/8 stock and making a tongs to hold a 1/2x 1 inch stock. There will be substantial amounts of drawing out on the reins and bit of this tongs. Students should have the dexterity for forging heavier stock. Students must know how to direct the movement of steel with a cross peen, drawing out, and riveting. Everyone will go home with a functioning tool.

Tools and Equipment or other items participants are to bring to the class. Bring your favorite hammer and a file

Safety Equipment – Cotton Clothing, Gloves, Hearing protection, safety Glasses.

Other Equipment: None

To register for this class, send a check written to The Guild of Metalsmiths for \$75 to:

Larry Wasmund 28275 464th Street Cleveland MN. 56017

Acceptance priority for this class will be determined by postmark.



Joinery Class – PART ONE

Saturday & Sunday, November 16&17, 2019, 8:30 am to 4 pm, both days Location: MN School of Horseshoeing Cost: \$120

Maximum 8, minimum 4 students Class champion: Derrick Phillips.

This is Part One of three in a Joinery class series. The overall courses are skills based, to incorporate all that was learned in a class taken by the instructors and taught by Mark Aspery.

In this first 12 hours of instruction the student will learn the importance of proper tool making to accomplish successful joinery. We will concentrate this portion on forging tooling to perform 1/2" slot punching and drifting with 1/2" round and square drifts. The class is open to all students that have taken the beginners class. Understand that if the student has not had a year or so of reasonably consistent practice this class will be extra challenging.

To register for this class, send a check written to The Guild of Metalsmiths for \$120 to

Derrick Phillips

2461 Como Ave

St. Paul MN 55108

Contact Derrick with questions. derrick_phillips@q.com

Acceptance priority for this class will be determined by postmark.

Fireplace Tools Class

Saturday, Nov. 23, 8 am to 5 pm

Location: MN School of Horseshoeing (map page 7)

Instructors: Rich Herman/Larry Wasmund

Cost: \$75 Class size: max students: 10; min students: 4

This class will be a creative class making tools for a fireplace or fire pit. You will create a fire poker, an ash shovel, and a hearth broom handle into which you will incorporate a whisk broom.



The stock will be 3/8 square stock and there will be many handle choices from coils to twists and bottle openers that may be incorporated into the handles. Come one, come all, from beginners to advanced skills. All students get enough materials for three tools and a wall bracket. Time should allow finishing two for sure and most will complete all.

Tools and Equipment or other items to bring to the class:

Bring favorite hammers and tools or use ours. We will have punches and chisels for decorating.

Safety Equipment: Cotton clothing, gloves, hearing protection, safety glasses.

Lunch Arrangements: at local fast foods or bring your own

To register for this class, send a check for \$75 written to "Guild of Metalsmiths" and your contact information to:

Rich Herman

12553 Danbury Way

Rosemount, MN 55068

Contact for questions: richherman651@gmail.com or 651-322-1623

Acceptance priority for this class will be determined by postmark!

St. Clement's Day Celebration!

Not sure what to do in the gap between The Madness and the Christmas party?

Come Celebrate St. Clement's Day with Beer & Blacksmiths On Saturday, 23 November!

Hosted by Torg Brewery and co-sponsored by The Guild of Metalsmiths



St. Clement is (one of) the patron saint of blacksmiths and metalworkers. His feast day was a rare day off for these metal artisans when their toils at the forge were replaced by food and drink and the noise of the shop was replaced by the (one must assume off-tune) singing and toasting in pubs. Whether you are a smith or not, come join us as we celebrate this heritage!

Where: 8421 University Avenue NE, Spring Lake Park, MN 55432

When: 11 AM to 11 PM

* First drink is free for Guild members! Non-Guild smiths get a buy-one-get-one token!

* Bring potluck food/snacks suitable for a Feast of St. Clement!

* Bring show and tell items to impress your fellow Guilders and the non-smithing public!

* Bring your favorite clinker to vie for the title of King Clinker!

* Sing Twanky-dillo, make toasts, quaff* good beer!

* Play Bocce Anvil and other games!

* Blacksmithing demonstrations (weather permitting)!

If we are lucky Old Clem might even grace us with his presence!

* quaffing is like drinking but less ends up actually getting in your mouth.

Questions? Contact Martin Pansch, 612-599-4762, blacksmithingyeti@gmail.com

Handled Struck Tools Workshop

Saturday, Dec. 7, 2019, 8 am to 5 pm

Location: MN School of Horseshoeing (map page 7)

Instructors: Jesse and Dave Gavin, Herb Fick, and others

Cost: \$85 Class size: max 8 students; minimum 6 students

The tools made will be punches with a wire handle and chisels with a wire handle. We will offer the option to use treadle hammers supplied by the teaching staff. (Find out if you really need one of these by trying them.)

Tools for the treadle hammers will be supplied. Steel used will be 5/8 and 3/4 inch round 4140 AN for the punches and chisels. Handles will be fabricated from 1/4 and or 5/16 round CRS.

The goal of the workshop is to produce students comfortable with the process of forging and heat treating tools from tool steel. The secondary goal is to have the students comfortable with the use of treadle hammers. We forge in the morning, heat treat and install handles after lunch.

We've accepted that most of the time is spent focusing on understanding the heat treat process. There will be enough stock so we can encourage you to make a couple of serious mistakes and still go home with real tools to use or to offer for the next "iron in the hat".

Power grinders are supplied. Bring your favorite hammers and tongs suitable for the stock if you have them. Bring your basic safety gear (leather, cotton, gloves, eye and ear protection and safety shoes).

Last year we used three different treadle hammers for the eight students. For reference, probable students are invited to question former students including: Gene Thoma, Bryan Carlson, Kathleen Cantner, Derrick Phillips, Wayne Olson, Jim Moenck, or Bob Brown. This class has been going annually for quite a while and has always filled. Credit for that goes to the Jesse and Dave.

Tools and Equipment or other items to bring to the class: Bring favorite hammers and tools or use ours.

Safety Equipment: Cotton clothing, gloves, hearing protection, safety glasses.

Lunch Arrangements: at local fast foods or bring your own

To register, put your name, phone number, email and residential address on piece of paper, fold it up with a check written to The Guild of Metalsmiths for \$85 and send to Herb Fick, who will manage the class.

Herb Fick

519 East Eighth Street

Northfield MN 55057-2508

Contact Herb with questions: 507 663 0569 or 507 649 1611 (cell)

herb@phyque.com

Acceptance priority for this class will be determined by postmark.



2019 Fall Conference Review

TGoM Fall Conference demonstrators featured 'nice range' of interests

The Fall Conference demonstrations this year, as usual, were excellent. It's always difficult to choose which demonstrator to watch. I often wish I could be in two places at once! Our guests each had different approaches to their craft and freely shared their methods.

Jeremy Knippel explained each step as he showed his tooling and techniques to forge a bottle opener with an owl handle, a corkscrew, a heart hook from a landscape nail—all projects we could recreate. His sketches, demonstrations, clear explanations and panning the audience with the piece in progress at each step were much appreciated, and some of his time-saving adaptations were brilliant! You had to be there- did you see him using the jig in the vise, the one with a holdfast?

Valerie Ostenak demonstrated her process of twisting and wrapping long tapered steel to form a self-supported sculptural table base. As she paused to assess the progress, she would explain her design decisions to the audience. Her artistry is in making the piece pleasing from all angles, space and proportion intertwined with purpose. Formed primarily with a power hammer, gas forge, torch and vise, the beauty of the piece was revealed during the two days of demonstration, finished with just the right arcs to hold a round piece of glass as the table surface.

I felt that the demonstrators represented a nice range of our interests as a metal-loving group, from classic coal forge artisan blacksmithing to torch-assisted sculptural iron artistry. Thanks, Jeremy! Thanks, Valerie!

Thanks to Jesse and Dave Gavin, Dick Carlson, and Myron Hanson for bringing equipment, also, to our Guild members who assisted the demonstrators: Bob Brown and Wayne Olson, and to the entire Program Committee for another fine gathering.

— Christina Dodge, TGoM Education Committee Chair



Demonstrators featured at the Fall Conference were Jeremy Knippel, left, and Valerie Ostenak, right.

Special request for follow-up from Fall Conference registration desk

TGoM Treasurer Taya Gavin reports, "As this was my first conference as treasurer, I am happy to say things went better than I expected. Our ability to take credit card payments this year was VERY well received." To verify records, Taya asks that *if you paid your dues* at the Fall Conference, please send her an email to gavin1137@hotmail.com indicating you paid. Thank you!

'Found Art' once again draws out imaginations of TGoM artists!



Judy Bygd, above, takes her imagination to new levels each year as she puts together garden ornaments from rusty junk she finds on the "found art" hay rack! This year she worked on creating a "weiner dog," and the photo illustrates how she puts random pieces together to arrive at her final product.



Although the "junk sculptor" who worked on this expressive face is unknown, we know it took imagination to arrive at this final product!

Thanks to Herb Fick and Don Hammer for lending their time and expertise to this annual project.

Trivet contest sparks imaginations, yields good returns for TGoM!



In what has become an annual tradition, the Guild sponsors a contest that culminates during the Fall Conference to help raise funds for TGoM. This year the contest featured trivets. The photo above shows most entries. This year's top three prizes went to Bob Brown, to Tom Latane' and his crew of Pete Stanaitis and Gary Myers, and to Dennis Miest. The contest alone brought in about \$1,900.

Greetings from the Property Manager

I have been tasked with documenting and managing the physical items that belong to The Guild of Metalsmiths. This can range from loaner equipment to equipment that is installed at demo sites to stock materials that were purchased years ago and have been squirreled away for a rainy day. There are probably variations on the theme that I'm not even aware of existing. This is where you can help.

The information is held in member secure mental storage. We need to make it into a repository that could be more easily accessed. I have created a new email address tools.guildmbr@gmail.com. This is where I would like the information to be sent. This email address is also where people will be able to send requests for usage of said equipment.

What type of information would I like? I'm glad you asked! Pictures, description of item (brand, size/weight, condition, defects, quantity, etc.), history of how it came to the Guild, where it currently resides, and any variation of the above. If you are not tech savvy, please reach out to someone else in the group that could help.

Finally, I am looking for people that are willing to store items in the future as the need may arise. I have already talked to one member that is happy to store the items they currently have, but if life changes, we may need to relocate them. This request is more for long term planning. Thanks so much for the assistance.

— Adam Robrahn



Adam Robrahn

TGoM Board of Directors meeting - Minutes, September 11, 2019

Present: Gordon Barr, Peter Bettenberg, Christina Dodge, Jesse Gavin, Taya Gavin, Mark Lockwood, Martin Masters, Derrick Phillips, Larry Wasmund, Paul Widenhoefer, and Richard Zielike
Called to order by Larry at 7:03 p.m. Minutes-Peter didn't see his copy of the minutes-m/ Peter, s/Mark, /passes.

Treasurer's report-77 signed up for the fall conference, with 42 requesting breakfast, 52 lunches, and 48 dinners. As of August 31, we had \$79,230.95 in cash assets, and \$6,240.43 in grants. m/Jesse, s/Derrick, /passes.

Membership-331 paid, about 100 past due, and 75 percent using electronic payments for dues.

Publications-Forum is doing well. Derrick will edit the September issue of the Metalsmith, Asa will do the Fall Conference, and the March editor position is open. Will have a website meeting before the next board meeting. Discussed *Iron Menagerie* and a wireless microphone.

Program-Fall conference looks good. Tom Latane will do the October demonstration at Leonardo's Basement and February will be a welding demonstration.

Education -Upcoming classes include hacksaw, bronze casting, beginner blacksmithing, acetylene welding, fireplace tools, and joinery. There will be an instructor workshop on September 28.

Old Business-The Roundhouse is still working on repair.

New Business-Proposal by Susan Wood for \$400 for a side trip while she is in France. We will ask for 2 articles and a slide show on the area. m/Gordon, s/Derrick, passes. The Board discussed the possibility of fall conference demonstrators making private sales and equated that with tailgating- commissions would neither apply nor be expected, though a freewill donation to the Guild would be accepted. The long-range plan was discussed. The Board has no objections to Martin Pansch promoting the Guild at a St. Clement's Day event. Meeting was adjourned by acclamation at 9:20

— Respectfully submitted by Richard Zielike, Recorder

Hot calendar item!

Be sure to mark your calendar for our annual holiday gathering at the CSPS Hall in St. Paul on Sunday, December 8, 2019. Full details next month. See you there!

Note: The information below is provided as a service for TGoM members. Members may submit items for sale and upcoming events that are considered relevant to our group, and they will be published as space permits. The Guild of Metalsmiths is not responsible for these items or events.

Tunnel Mill Crafts 2019 Upcoming Classes and Events

We are located in southern Minnesota near Spring Valley. For more information on any of the classes contact us at jc-adams@msn.com, or call 507-289-4189 Carol Adams.

October 4, 5, & 6, Annual Tunnel Mill Fall Gathering

Join us at Tunnel Mill for our annual fall gathering.

Demonstrations on Saturday and Sunday: Seth Merrit and Dion Grethen, along with Myron Hanson and hopefully Roger Degner. Remember all the decorative rivets we made for the gate and fence? We found about 20 more, so we hope to make a small grill with them.

Other demonstrations:

Amy Johnson: Amy will be doing an enameled jewelry class. She will furnish everything we need to create some beautiful enameled earrings or pendants.

Chris Nibbi: Chris is coming back to the mill to teach some additional broom making techniques.

PLEASE BRING ITEMS FOR SHOW & TELL

BRING QUILTS TO HANG IN QUILT BARN

Please visit our website for full details: <http://www.tunnelmillcrafts.com/Calendar/Calendar.htm>

October 11, 12 & 13 Decorated hammer heads with Tom Latane'

Check the Tunnel Mill website for full details: www.tunnelmillcrafts.com

Goings on...a listing of TGoM events at a glance



- All membership meetings are the second Wednesday of February, April, June, August, and October. Date for December will be announced. For these meetings a potluck meal begins at 6:30 pm and the business meeting begins at 7, with a demonstration or activity starting around 8 (times approximate).
- Education Comm. meets first Thursday of each month. Contact Christina Dodge, co-chair: christina.gldmbr@gmail.com
- Program Comm. meetings are 7 pm the third Thursday monthly. Derrick Phillips, chair derrick_phillips@q.com
- All board meetings are the second Wednesday of January, March, May, July, September, and November. Potluck meal begins at 6:30, with meeting starting at 7 pm.

Events in October

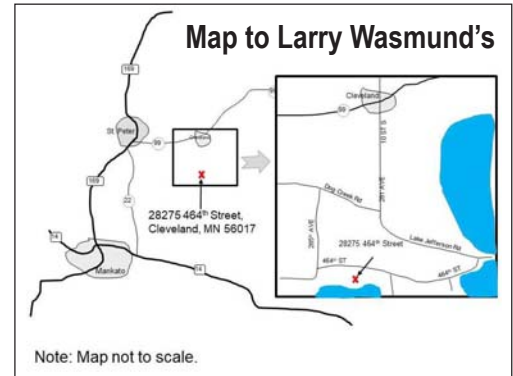
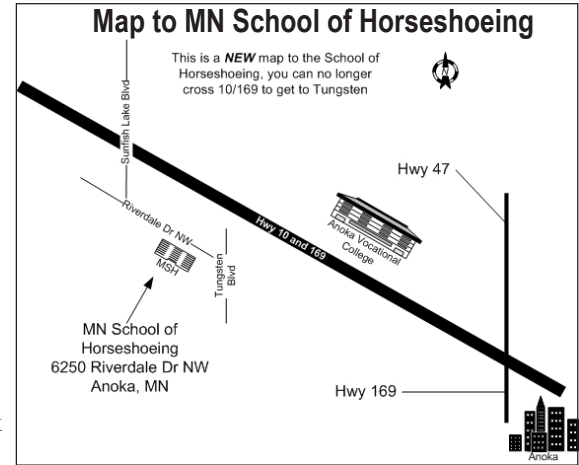
- Oct. 4, 5, 6, Tunnel Mill Fall Gathering, Tunnel Mill
- Oct. 5, Bronze Pour Day 1, Hixwerx Studio (CLASS CANCELLED)
- Oct. 9, TGoM membership meeting, Leonardo's Basement
- Oct. 12, Bronze Pour Day 2, Hixwerx Studio-CANCELLED
- Oct. 19, Bronze Pour Day 3, Hixwerx Studio-CANCELLED
- Oct. 26, Box Tongs Class, Larry Wasmund's studio
- Oct. 26 & 27, Oxy/Acetylene Welding Class, Myron Hanson's East Eagan Shop

Events in November 2019

- Nov. 16 & 17, Joinery Class-Part 1, MN School of Horseshoeing
- Nov. 23, Fireplace Tools Class, MN School of Horseshoeing
- Nov. 23, St. Clement's Day celebration, 8421 University Avenue NE, Spring Lake Park

Events in December 2019

- Dec. 7, Handled Struck Tools Class, MN School of Horseshoeing
- Dec. 8, TGoM Holiday Meeting, CSPS Hall in St. Paul, MN



Join The Guild of Metalsmiths

Send \$30 dues to the address below. Please circle if you want to be listed in our membership directory and/or check items you don't want listed.

The Guild of Metalsmiths
PO Box 72
Hudson, WI 54016

List Me
in the directory
but don't list

Don't List Me
in the Directory

address - phones: home - work - fax - cell - email - web page
(circle items above you DO NOT want published)

Name: _____

Email address: _____

Address: _____

City, State, Zip Code: _____

Primary phone: _____ Secondary phone: _____

All memberships are family memberships. Persons of all ages, professionals and hobbyists, are invited to join.
We do not sell our mailing list.

ELECTRONIC FORUM

If you have not been receiving an email notification that The Forum is available, please verify that we have your correct email address.
Contact Gordon Barr at agbarr@aol.com.



Address Service Requested

If you have items to be included in *The Forum*, please send them to Georgia Myers, editor, by email to: gldmyers@embarqmail.com by the third Monday of the month, if possible.

The Guild of Metalsmiths on the web

Visit our website at <http://www.metalsmith.org>

Looking for something? Try the search engine. On our home page, at the top of the right sidebar, enter your query and click on "Search."

October 2019

Your membership expiration date will show on the address label of your quarterly "Metalsmith" magazine.

TGoM now accepts Paypal and most major credit cards

The Guild accepts Paypal and most major credit cards, in addition to paper checks, for the payment of annual dues. This should make it more convenient for members to pay dues.

The Forum

The Guild of Metalsmiths publishes The GoM Forum monthly. It is intended as a tool to further our educational mission, to keep members up to date on current happenings, to publicize projects and workshops, a place for all members to express their opinions, concerns, learn more about each other—in short, to help us run our organization.

Guild educational grants

There is grant money available for Guild members to study intermediate and advanced metalworking techniques.

The Guild educational grant program is designed to bring new skills into the metalworking community. Participants are given money to pay for a portion of their expenses and are expected to learn some new or poorly understood skill, and then to share what they have learned with other members and the public through an article in our quarterly magazine, "Metalsmith." They're also expected to lead a workshop on the topic (or other educational service approved by the board).

Application forms are available from the president or treasurer at a regular meeting, or by sending a self-addressed, stamped envelope to:

The Guild of Metalsmiths
PO Box 72
Hudson, WI 54016