

The Forum

February 2020



Vol. 22 No. 2

First 2020 TGoM membership meeting Wednesday, February 12 at Oxygen Service Company

Oxygen Service Company at 1111 Pierce Butler Route, St. Paul, MN, 55104, will host the February 12 Guild membership meeting. They are an employee owned welding supply company and will offer looks at their new welders, some which will be available in their demo room to try out. The retail store will also be open, along with some special discounts.

So don't forget to mark your calendar now and meet on Feb. 12 at 6:30 pm at OSC for the first TGoM potluck of 2012! The business meeting will follow the potluck, with demos following that.

Contact champion John McDonald with any questions at 651-269-6944.



The Guild of Metalsmiths' Education Committee is hosting a...

Hammer-In / Potluck

Saturday, February 29, 9:00-5:00

at the MN School of Horseshoeing
6250 Riverdale Drive NW
Ramsey, MN 55303

<https://www.mnschoolofhorseshoeing.com/>



Come to forge, visit, and eat. Stay for a few hours or the full day.

The usual safety gear is required if you'll be hanging out in the forge area: safety glasses, natural-fiber clothing, leather shoes or boots. Hearing protection is recommended.

Bring tools and metal for your project, something for the potluck if you'd like, and chip in for the cost of the coal.

We'll be specifically inviting the people who just completed the beginners classes (who might not be Guild members yet) to try out their new skills, make a project, and meet some of our wonderful group of metalsmiths. Mentors (you know who you are) are encouraged to attend, as well as those of you just missing the forge and fellowship during these winter months. We'll try to keep the use of the forges rotating.

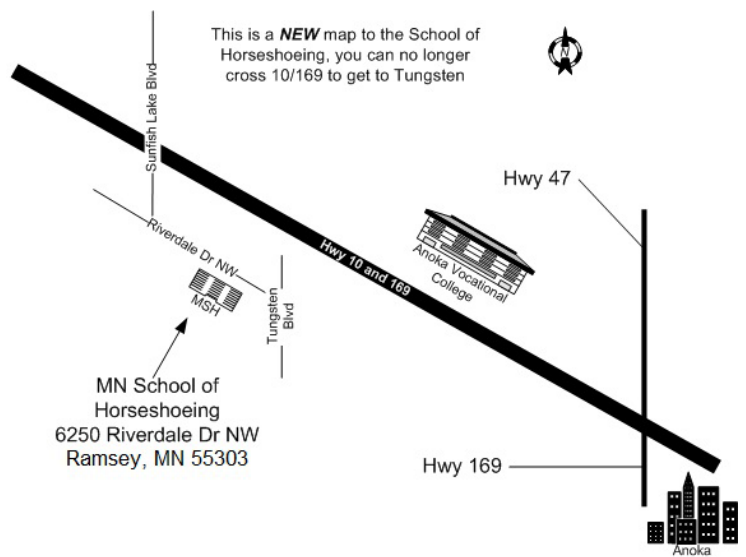
If you haven't been to the School of Horseshoeing, see the map at right. The blacksmith shop is heated and has 8 coal forging stations. There's a classroom next to it with a refrigerator, microwave, tables and chairs that we'll use for the food setup.

Contact:

Christina Dodge

Email: christina.guildmbr@gmail.com

Call or text: 612-741-9292




Farm Babies in April!

The Guild of Metalsmiths has been invited back to demonstrate at the MN Zoo the four weekends in April, which is their "Farm Babies" event. This is a venue we have demonstrated at before, and it is a really great setup. The demonstrations are April 4th and 5th, April 11th and 12th, April 18th and 19th, and April 25th and 26th.

The coal is provided, and we will have two, likely three, forges set up. All you need is your hammer and some stock. You do not need to come all weekends or even all day. First time demonstrators are welcome and encouraged.

If you are interested please contact Rick Wessling. rgwessling@gmail.com. We will need to coordinate who is coming and what days, so we do not have everyone at the same time.



Meet the Instructor... Rich Herman



Spotlighting a member of The Guild of Metalsmiths who has generously shared knowledge, talent, and time as a class instructor for TGoM.



*...sharing our
passion for
metalworking!*

Born in a small town in eastern Montana, I grew up on a farm, which gave me a start with tinkering with stuff and trying to make things. I graduated from MSU in Bozeman with a degree in Computer Science and wandered around a couple of years until I settled in the Twin Cities in 1980. During the Y2K “crisis” I started studying blacksmithing as a “just in case” plan.

Q: How long have you been blacksmithing? Teaching?

I first was exposed to blacksmithing at a Boy Scout summer camp I attended as an adult leader. A few months later I attended my first Guild meeting in February 1998 having never even tried to work hot metal before that. The next summer, I put together a brake drum forge with a railroad track as an anvil. I really am not sure when I started teaching, must have been around 2002 when I was invited to be an assistant instructor but ended up being the lead instructor that first year. I guess I have led at least 14 or 15 as lead instructor for Beginning Blacksmithing classes and I can count many of my former students as Guild members today.

Q: What drives you to teach?

I love to share my skills with others and watch that spark ignite in students as they try their hand at this craft. Plus I still learn new tricks and skills from students. It is amazing the things that people will try that I would never think of with amazing results.

Q: What is the most common misconception that novice smiths have about the craft?

I have had many beginning blacksmithing students that showed up wanting to learn how to forge blades and not be interested in any process that doesn't lead directly to making a blade. They are really missing out on the many possibilities of what can be done and things they need to know to be able to forge blades. The other thing I see is that they think they need a shop full of exotic tools to be able to forge. I still remember back to my brake drum forge and piece of railroad track with a hardware store hammer.

Q: Any tips for a new blacksmith?

Get involved with the Guild. Join a committee, become a teacher, demo at summer events. The most valuable thing you have to help you is your membership. Take advantage of opportunities to talk to everyone in the organization and don't be afraid to ask questions. Blacksmiths are some of the most willing people to share all that they know.

Q: What is the most important quality of a successful blacksmith?

I came into blacksmithing with a background in software engineering and I believe that actually helps. I learned as a programmer how to take a complex problem and break it down into smaller steps and figure out the correct order to do them. This helps with forging projects to understand what and when you do the various steps to complete a project.

Q: What is your favorite thing to make? Most challenging project (tried or accomplished)?

My favorite project is a Texas Steak Turner, I am sure the total I have made numbers well over a hundred. I am well known among my relatives for giving fancy steak turners as wedding gifts. The last one I made had a rope twist handle with a rabbit head for a young friend of mine that was an Eagle scout and showed rabbits.

My most challenging project was a two sided gate I made for the door between our kitchen and dining room. I spent over 3 months designing, doing prototypes, and building the gate.

Q: Who did you learn from? Is there a memorable lesson or anecdote you'd like to share?

I would have to say I learned from almost everyone I have met in the Guild, from the people I talked with at general meetings, committee members, doing demos, and even from students I have taught, I learn something new at each class I help teach. I do have to thank Bob Fredell and Pete Stanaitis in particular for giving me a start when they produced the original Blacksmith Study Guide. It was introduced at the first Guild meeting that I attended and I bought a copy on the spot. I even received a plaque at the following Fall conference for bringing my items from the Beginners lessons for credit.

Q: Finish this sentence: If I wasn't smithing, I would be...

Traveling and exploring lots of interesting and different places. I love to learn about history and heritage in different areas of the country and the world.

Forge Welding 2-Day Class 2020


Saturday & Sunday, February 22-23, 2020, 9:00 am to 5:00 pm each day

Location: Minnesota School of Horseshoeing (*map page 7*)

Instructor: Dave Mariette

Cost: \$160 member, \$180 non-member

Maximum students: 8, Minimum: 6



Forge welding. So, you've seen it done. It looked so easy. Why doesn't it work for me, you ask? David will seek to dispel the mythical mysticism that seems to surround this technique and give you the tools you need to begin forge welding. Like many things, there is no magic bullet. It is a compilation of doing everything right, not just one thing. Starting from the ground up learning to manage heat, you'll begin with some basic welding, and as you gain some experience move on to a few more advanced welding configurations. Possible projects this year: a flux spoon, tripod, chain, leaves & tendrils "bouquet" and if time allows, a basket twist.

Prerequisite: Solid basic forging experience. We'll be using coal forges.

New this year- advanced forge welding skills option:

Have you taken this class in previous years, or done some simple welds but nothing since? David will teach advanced techniques (concurrently with the basics) for those who have done forge welding and would like to progress their skills. Please let us know when registering.

Safety Equipment: The usual. Eye and ear protection. No flammable clothing. Leather work boots. Since we are forge welding and there will be more sparks than usual, students should dress with that in mind. Bring an apron if you have one.

Tools and Equipment: Hammer & tongs (for stock sizes to be listed in an acceptance letter). As part of the cost of the class, students will be provided with their own wire "scratch" brush and a 1-lb. can of EZ Weld. Stock is provided.

Lunch arrangements: Bring a bag lunch or visit one of the area restaurants.

To register for this class, send a check payable to "The Guild of Metalsmiths" and your contact information to:

Christina Dodge
17645 Baugh St NW
Ramsey, MN 55303

Contact Christina with questions at (612) 741-9292 or email christina.guildmbr@gmail.com

Registration for this class will be determined by postmark and confirmed with an acceptance letter. Guild members have priority.

Zombie Killer/Chopping Knife 2-Day Class

Saturday & Sunday, March 7 & 8, 2020, 9 am to 5 pm at Minnesota School of Horseshoeing (*map page 7*)

Cost: \$120 per student, covering metal, coal, handle material and some abrasives

Minimum 4 students; maximum 8 students (or more if there are parent/child participants)

Minimum age 14--must be accompanied by an adult

Instructor: Paul Widenhoefer, American Bladesmith Society and all-around knife nerd



Do you fear the zombie apocalypse? Do thoughts of a worldwide economic collapse send you scurrying for your bug-out bag? Or perhaps you just want a good chopping knife capable of doing some hard work? If so, we are offering a knife making class for you! It is designed for someone with little forging experience, but can accommodate those with a more advanced skill set.

We will be covering basic knife forging, knife design, heat treatment, grinding, sharpening and attaching handles. Participants should leave with a finished (or nearly finished) primitive style knife ready for rough use. Due to time and facility limitations this is **NOT** a class to make a kitchen knife.

Safety Equipment: The usual. Eye and ear protection. No flammable clothing. Leather work boots. Since we are forge welding and there will be more sparks than usual, students should dress with that in mind. Bring an apron if you have one.

Lunch: bring a bag lunch or eat out at local establishments

To register for this class, please send your contact info including address, phone number(s) and email address and a check for \$120 made to "The Guild of Metalsmiths" to:

Paul Widenhoefer
3618 Robin Lane
Minnetonka, MN 55305
Email: pwidenhoefer@gmail.com
Phone: (952) 930-0070 (home)
(612) 408-5007 (cell)

Acceptance priority for this class will be determined by postmark.

Beginners Blacksmithing Classes Spring 2020 - 'Session E'

Registration is now open for the three day Beginners
Blacksmithing classes
March 14, 21, April 4 at Minnesota School of
Horseshoeing in Ramsey

The beginners basic classes are designed to give everyone the same understanding of the basics, techniques and terminology. The basic classes or proficiency is required before taking any of the many other classes the Guild offers. This enables those classes to concentrate on advanced techniques without having to spend time on basic concepts.

This 3 day class covers the basics of: Safety, Tools, Fire Control, Forging Dynamics, Tapers (ribbon, fishtail, point), Twisting, Riveting, Shouldering, Upset, Cutting, Splitting, Punching, Heat Treat, Scrolling, Bending, Forge weld.

Cost: (covers everything you need, the facility, coal, metal tools and workbook)

\$180 for members, \$190 non members

Minors (under 18) can share a forge with a guardian for an additional \$30

Dates and Location:

The classes are held on Saturdays at the Minnesota School of Horseshoeing, 6250 Riverdale Dr NW, just off Hwy 10 in Anoka near the Anoka Vocational College.

What you need to bring:

Eye, ear and skin protection. This includes safety glasses, ear muff or plugs and suitable clothing which includes hard shoes, cotton or leather. Synthetic and polyester clothing will burn and melt. There will be sparks and brushes against hot metal.

Tools:

Tools are provided but if you have a favorite hammer, punches, chisels and tools, bring them along. A small 1 to 2 pound ball peen hammer would work. We have various hammers for you to try and get a feel for what is comfortable.

Typical day:

Classes start at 9 but people usually show up much earlier to get the coffee brewing, have a donut, swap stories or show off recent projects. Feel free to bring projects you are working on to show. We break for lunch. You can either bring a brown bag or go out to a local fast food restaurant. Classes end between 3 and 5.

To sign up for the three day Beginners classes:

Send your contact information including phone number and email.

Send a check made out to The Guild of Metalsmiths to:

Gordon Barr
11021 27th Ave
Burnsville, MN 55337
agbarr@aol.com

(\$180 for members, \$190 non members)

Our neighborhood of smiths

The Guild of Metalsmiths (TGoM)

All membership meetings are the second Wednesday of February, April, June, August, and October, except December. For these meetings a potluck meal begins at 6:30 pm and the business meeting begins at 7, with a demonstration or activity starting around 8 (times approximate). To check your membership expiration date, see the mailing label on your latest copy of "Metalsmith."

President: Larry Wasmund Vice-President: Paul Widenhoefer
poundedtreasures@gmail.com pwidenhoefer@gmail.com
612-599-4762 952-930-0070

Our website is: <http://www.metalsmith.org>

Badger Blacksmiths meetings

Our contact information:

President: Dave Weiss Newsletter editor: John Grump
715-379-5007 715-829-4559
diamondmetalworks13@gmail.com johngrump@att.net

Badger website: <https://sites.google.com/site/badgerblacksmiths/>

Lake Superior Metalsmiths

Lake Superior Metalsmiths (LSM) meet the fourth Saturday of the month. Potluck at noon with meeting to follow.

Contacts are:

Charley Brown, President, CharleyRB@charter.net, 218-428-7906
Dave Hanson, VP, duluthblacksmith@yahoo.com 218-391-4466

Northern Minnesota Metalsmiths

The NMM meets the first Monday of the month at Lake Itasca Region Pioneer Farmers (LIRPF) show grounds, 1/4 mile east of the north entrance to Itasca State Park.

Contact Keith Johnson for monthly specifics at
keith@greatriverforge.com. The NMM's website is
www.nmmetalsmiths.org

Central Minnesota Blacksmiths (CMB)

Meet on the first Monday of each month. Potluck followed by demo. Locations are different every month so please call or write for info

President: Ken Zitour **Brian Johnson**
320-746-8161 16777 Co Rd 75 NW
mail@kensiron.com Clearwater MN 55367
320-558-6898

Chicago Avenue Fire Arts Center (CAFAC)

Quarterly blacksmithing classes, exhibits, and open house events
www.cafac.org email: info@cafac.org

Tunnel Mill Crafts

Blacksmith shop, traditional iron work, classes
Located 20 miles south of Rochester MN, near Spring Valley MN
507 289-4189 or 507 289-5246
Carol Adams jc-adams@msn.com,
<http://www.tunnelmillcrafts.com/>

Sandy Lake Forge on Raspberry Island

Blacksmith shop offering classes, workshops and more. See
raspberrylakefolkschool.blogspot.com for details or call: 218-851-6085

Gary and Janet Hill Raspberry Island
50569 218th Place McGregor, MN 55760

GUILD OF METALSMITHS JANUARY 8, 2020 BOARD MEETING

Call to order at 7:02.

Present: Gordon Barr, Peter Bettenberg, Christina Dodge, Jesse Gavin, Taya Gavin, Mark Lockwood, Martin Masters, Derrick Phillips, Larry Wasmund, Paul Widenhoefer, and Richard Zielike

Secretary's report-Richard-m/Derrick, s/Gordon, approved.

Treasurer's report-Taya-\$370 from Christmas auction, had 362 meals at the fall conference-netted 4,503 from the fall conference, with \$17,705 in receipts. Renewed subscription to the Roundhouse-m/Mark, s/Derrick, approved.

Membership-Gordon-258 paid members, 400 receive The Forum.

Program-Derrick-February meeting is at Oxygen Service Company with John McDonald as the champion, and the April meeting will be at Arms and Armor.

Communications-Peter-Asa is working on the current issue of *Metalsmith*, Peter will do the March issue. Asa will again edit the December 2020 issue. Peter suggested offering free advertising for one issue of *Metalsmith* to companies that host our meetings. m/Christina s/Martin, approved.

Education-Christina-classes proceeding as usual." The hammer-in at Nowthen will have two themes this year: the fall conference theme and demonstrator projects and tips.

New Business:

- ◆ The Little Log House-we have a verbal contract of \$1,500 for the Fall Conference. The money will go to site upgrades.
- ◆ March is Budget month for the different committees.
- ◆ Discussed a project for the Minnesota Landscape Arboretum.
- ◆ Decided to upgrade our website for a cost of \$2,500. m/Peter, s/Mark, approved
- ◆ Long-range plan-Paul is investigating with a realtor the costs of possible locations for a guild shop.

Meeting adjourned at 9:15 pm.

Respectfully submitted: Richard Zielike, Recorder

Competitions at the 2020 ABANA Conference June 3-6 in Saratoga, NY: something for every smith!

Chain-Making competitions to be held Wednesday evening at the conference.



Novice division:

You will have 20 minutes to make the best three links of chain that you can. Each link must be forge welded shut to produce a short length of chain. You will be given three 6-inch long pieces of 3/8-inch round bar from which to form the links. There will be a bucket with more stock available if you have an issue with a link. ABANA will provide all the tooling you will require: a hammer, 3/8-inch V-bit tongs (courtesy of Blacksmith's depot), flux and a flux spoon. No finish (wax or other) is allowed on the completed links *Never competed before?* We've got your back! Wednesday afternoon will be open to all in the education tent. Jennifer Petril (competition Judge) and the education team, will be giving demonstrations and providing hands-on instruction aimed at the novice level of smith.

Intermediate division:

You will have 30 minutes to make two links of chain and a repair link. The chain links must be forge welded shut. The repair link is forged from a length of 3/8-inch square bar. You will be given two 6-inch long pieces of 3/8-inch round bar from which to form the links, together with a short length of 3/8-inch square bar. There will be a bucket with more stock available if you have an issue with a link. You are required to provide your own tooling, hammer, tongs, punch, drift and flux spoon. Flux will be provided. No finish (wax or other) is allowed on the completed links.

Open Division:

You will have 75 minutes to make two links of chain, a split link and a bottom tool for the anvil. You will be given four, 6-inch long pieces of 3/8-inch round bar from which to form the chain links, split link and the stamp for the bottom tool, together with a 4½-inch long piece of 1¼-inch square mild steel from which to make the bottom tool. You will be furnished a heading-block (courtesy of Ball and Chain Forge) and a sledge-hammer. You are required to provide your own hammer, tongs (3/8-inch and 1¼) and flux spoon. Flux will be provided. I have a limited supply of 1¼ tongs available if you make prior arrangements with me. No finish (wax or other) is allowed on the completed links or bottom tool.

— Mark Aspery

Note: the December 2019 issue of "Metalsmith" (out soon) contains detailed photos/diagrams of the above projects!

For full details on the 2020 ABANA Conference: <https://www.eventsquid.com/event.cfm?id=5679>

Reminder from our property manager...

If you've got guild property at your shop, or a demo site you work at, please send any info about it to tools.guildmbr@gmail.com. I've talked to several people at the fall conference and holiday party that were going to get information to me. Here's a gentle reminder. Please send any questions to the above email address too.

Thanks,
Adam Robrahn

The Guild has a new address

The Guild of Metalsmiths
PO Box 72
Hudson, WI 54016

Please update your records! If you have any questions or concerns, feel free to contact me. Thank you!

Taya Gavin, Treasurer
gavin1137@hotmail.com 715-781-4389

Lake Superior Design Retreat

Upcoming retreat should be of interest to TGoM smiths

My name is Ann Mayhew, and I work with American Institute of Architects (AIA) Minnesota. We host an event every year called the Lake Superior Design Retreat (LSDR), a two-day interdisciplinary design retreat that meets in Duluth, and is open to anyone, regardless if they're AIA members or not. Our 32nd annual Retreat is on Feb. 28-29, 2020.

We believe the 2020 LSDR will be of special interest to the Guild of Metalsmiths members because one of our speakers is the blacksmith Matt Jenkins from Winnipeg, Manitoba's

Cloverdale Forge.

Learn more about LSDR on our website: <https://www.aia-mn.org/events/lldr2020/sponsors/>

Ann Mayhew, Member Programs, Public Outreach & Communications Coordinator
The American Institute of Architects Minnesota
105 South 5th Avenue, Suite 485, Minneapolis, MN 55401



Matt Jenkins, Cloverdale Forge, Winnipeg, Manitoba

TGoM member Rick Wessling, also a member of AIA Minnesota, shared this review of the retreat:

"It is a generous offer for the AIA to extend to the Guild members, if for nothing else than to be able to hear Matt Jenkins speak. The Lake Superior Design Retreat is a long standing American Institute of Architects event. (32 years now.) It is a very defined interdisciplinary gathering of design minded folks. Generally have speakers of all types but often surrounding a broad design topic or thoughts. The event generally is a Friday and Saturday event. This year in late February. Not sure of the cost. The link follows. <https://www.aia-mn.org/event/lake-superior-design-retreat/>

"Making the connection and sharing events or activities between the two organizations that are of interest and benefit to both organizations could be valuable. The AIA is a huge local, state, and national organization that supports the Architecture profession and is the public face to the profession. Sharing events provide a platform for a broader understanding to the Architecture profession that blacksmithing is still happening. Obviously from an historic perspective Architecture has been a major benefactor to the craft."

Note: The information below is provided as a service for TGoM members. Members may submit items for sale and upcoming events that are considered relevant to our group, and they will be published as space permits. The Guild of Metalsmiths is not responsible for these items or events.

Tunnel Mill Crafts 2020 Classes and Events

We are located in southern Minnesota near Spring Valley. For more information on any of the classes contact us at jc-adams@msn.com, or call 507-289-4189 Carol Adams.

Check the Tunnel Mill website for full details: www.tunnelmillcrafts.com

Tom Latane' May 15, 16 & 17, 2020
Candle-Holder with Saw-tooth Trammel.

Kitty Latane' May 15, 16 & 17, 2020
Tin work

Derek Olson and Tom Latane' May 18, 19, 20 & 21, 2020
Combination workshop, Wood & Metal Aumrey door with hinges..

Douglas Pryor tentative date June 5, 6th & 7, 2020

Mark Aspery July 6-12, 2020.

2-3 day classes with a free day in between. Tools and small projects.

Ric Furrer August 21, 22, 23, 2020.
(tentative date, possibly August 14,15 & 16)

Fall Gathering October 2, 3, & 4, 2020.

Tom Latane' October 9, 10, & 11, 2020.
Combination padlock.

Goings on...a listing of TGoM events at a glance



- All membership meetings are the second Wednesday of February, April, June, August, and October. Date for December will be announced. For these meetings a potluck meal begins at 6:30 pm and the business meeting begins at 7, with a demonstration or activity starting around 8 (times approximate).
- Education Comm. meets first Thursday of each month. Contact Christina Dodge, co-chair: christina.gldmbr@gmail.com
- Program Comm. meetings are 7 pm the third Thursday monthly. Derrick Phillips, chair derrick_phillips@q.com
- All board meetings are the second Wednesday of January, March, May, July, September, and November. Potluck meal begins at 6:30, with meeting starting at 7 pm.

Events in February 2020

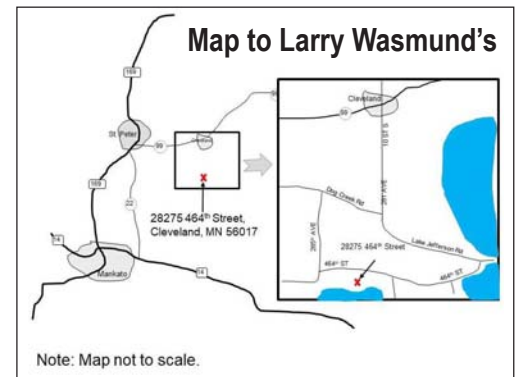
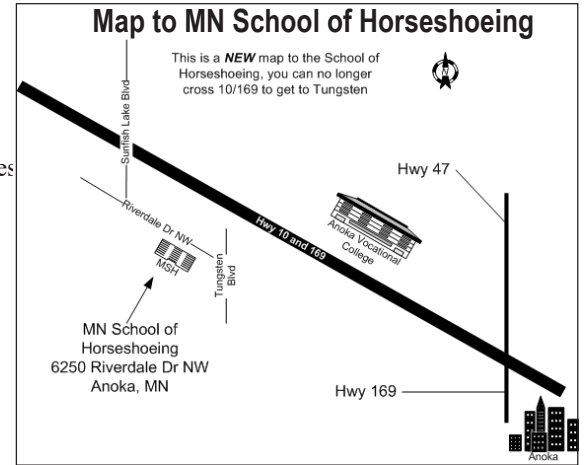
- Feb. 1, Beginners Blacksmithing "D" session class 1, Cleveland, MN
- Feb. 1, Beginners Blacksmithing "C" session class 3 (rescheduled) MN School of Horseshoeing
- Feb. 8, Beginners Blacksmithing "D" session class 2, Cleveland, MN
- Feb. 12, TGoM membership meeting, Oxygen Service Company, St. Paul
- Feb. 15, Beginners Blacksmithing "D" session class 3, Cleveland, MN
- Feb. 22 & 23, Forge Welding, MN School of Horseshoeing
- Feb. 29, Hammerin/Potluck at MN School of Horseshoeing
- Feb. 28 & 29, Lake Superior Design Retreat, Duluth, MN

Events in March 2020

- March 7 & 8, Zombie Chopper Knife Class, MN School of Horseshoeing
- March 14, Beginners Blacksmithing "E" session class 1, MN School of Horseshoeing
- March 21, Beginners Blacksmithing "E" session class 2, MN School of Horseshoeing

Events in April 2020

- April 4, Beginners Blacksmithing "E" session class 3, MN School of Horseshoeing
- April 25, Forge Tools, Cleveland MN (CANCELLED)



Join The Guild of Metalsmiths

Send \$30 dues to the address below. Please circle if you want to be listed in our membership directory and/or check items you don't want listed.

The Guild of Metalsmiths
PO Box 72
Hudson, WI 54016

List Me
in the directory
but don't list
address - phones: home - work - fax - cell - email - web page
(circle items above you DO NOT want published)

Don't List Me
in the Directory

Name: _____

Email address: _____

Address: _____

City, State, Zip Code: _____

Primary phone: _____ Secondary phone: _____

All memberships are family memberships. Persons of all ages, professionals and hobbyists, are invited to join. We do not sell our mailing list.

ELECTRONIC FORUM

If you have not been receiving an email notification that The Forum is available, please verify that we have your correct email address. Contact Gordon Barr at agbarr@aol.com.



Address Service Requested

If you have items to be included in *The Forum*, please send them to Georgia Myers, editor, by email to: gldmyers@embarqmail.com by the third Monday of the month, if possible.

The Guild of Metalsmiths on the web

Visit our website at <http://www.metalsmith.org>

Looking for something? Try the search engine. On our home page, at the top of the right sidebar, enter your query and click on "Search."

February 2020

Your membership expiration date will show on the address label of your quarterly "Metalsmith" magazine.

TGoM now accepts Paypal and most major credit cards

The Guild accepts Paypal and most major credit cards, in addition to paper checks, for the payment of annual dues. This should make it more convenient for members to pay dues.

The Forum

The Guild of Metalsmiths publishes The GoM Forum monthly. It is intended as a tool to further our educational mission, to keep members up to date on current happenings, to publicize projects and workshops, a place for all members to express their opinions, concerns, learn more about each other—in short, to help us run our organization.

Guild educational grants

There is grant money available for Guild members to study intermediate and advanced metalworking techniques.

The Guild educational grant program is designed to bring new skills into the metalworking community. Participants are given money to pay for a portion of their expenses and are expected to learn some new or poorly understood skill, and then to share what they have learned with other members and the public through an article in our quarterly magazine, "Metalsmith." They're also expected to lead a workshop on the topic (or other educational service approved by the board).

Application forms are available from the president or treasurer at a regular meeting, or by sending a self-addressed, stamped envelope to:

The Guild of Metalsmiths
PO Box 72
Hudson, WI 54016