

# THE FORUM

A Monthly Publication of THE GUILD OF METALSMITHS

## APRIL 8 MEETING SET FOR ARMS & ARMOR IN MINNEAPOLIS

Please join us on Wednesday, October 8 at the workshop of **Arms and Armor** at 1101 NE Stinson Boulevard, Minneapolis, MN 55413.

Christopher Poor and his artisans are always great hosts, and though we have been there before, it is always good to see what weapons and armor they are working on currently.

Additionally, due to the recent sale of the building at Stinson Blvd, A&A may need to relocate in the coming months – this might be our final chance to visit their current location.

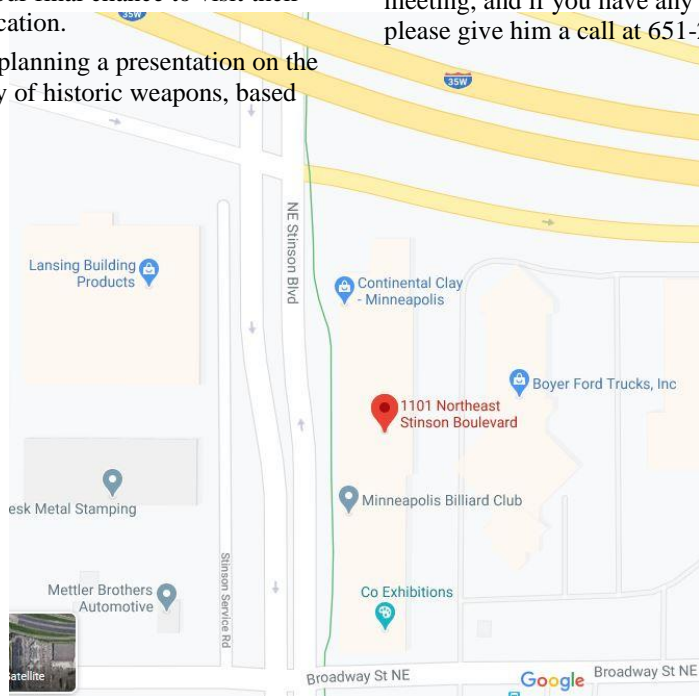
A&A are planning a presentation on the metallurgy of historic weapons, based

upon the collection of the Oakeshott Institute and their own research.

Note that the moving of the chairs and tables into the building will begin at 4:30. Help if you can.

As always, potluck dinner starts at 6:30 pm, with the business meeting beginning at 7:00 pm. Don't forget to bring your show & tell items. Sharing items and possible demonstrations should commence around 8:00 pm.

Derrick Phillips is the champion for this meeting, and if you have any questions, please give him a call at 651-230-2363.



## DEMO OPPORTUNITY AT MN ZOO

The MN Zoo has invited The Guild back to demonstrate the four weekends in April during their **Farm Babies** event: April 4-5, 11-12, 18-19, 25-26. This has been a popular demonstration venue in the past and we are happy to be returning. The Zoo is open from 9 to 4 both Saturday and Sunday. Given that the demonstrations occur over the course of four weekends, we will need to coordinate our efforts to make sure we all don't show up on one day or leave a day / weekend completely uncovered. If you could please contact me and let me know your interest and the dates you can commit to it would be very helpful. If you are able or willing to take the lead on one of the four weekends that would be helpful also. Please contact me, Rick Wessling at [rgwessling@gmail.com](mailto:rgwessling@gmail.com) (612)-875-4420 Looking forward to a great time at the Zoo!

### NEWS BITES:

**UPCOMING:** Our June meeting will be held at **JJHill Farms** in North Oaks – championed by Jim Moenck.

And I am happy to report we will be back at **Dan Pate's** shop for our August meeting! However, we are looking for folks to take over the corn feed from **Dick Carlson**. His corn feed equipment will be available for use. Please reach out to Dick: 651-437-3329

More details on both events in future issues.

### NEW DEMO OPPORTUNITIES:

**Holz Farm** in **Eagan, MN** is looking for demonstrators (1940s farming theme) on the following dates in 2020:

- The Spring Festival: Sunday, **May 17**
  - Lone Oak Days: Saturday, **Sept 19**
  - Old Fashioned Holiday: Sunday, **Dec 6**
- Call Peter B. for details: 651-777-5300

**Bruentrup Farm** in **Maplewood, MN** is looking for demonstrators on the following dates this summer:

- Diary Day-Wed, **June 24**, 4-8pm
- Applesed Day-Sun, **Aug 30** 11am-4pm.

I visited the Bruentrup Farm: wonderful site just off of 694 near Hwy36, but no working blacksmith shop – bring your equipment and a canopy. Any questions or interest, call Peter B. 651-777-5300

### FALL CONFERENCE CONTEST: FIREPLACE / FIREPIT TOOLS

If you wish to compete, make a fireplace or firepit tool (or entire set of tools) to donate to the Guild's Saturday auction at the Fall Conference. Cash prizes will be awarded but more importantly you get bragging rights for the year! Winners are determined by how much money their creation(s) earn in the auction. You can use any metal working technique; the only restriction is the finished piece(s) must directly interact with a fireplace or firepit.

**IF THE FORUM LOOKS DIFFERENT** it's because **Peter Bettenberg** (TGoM Communications Chairperson) served as the guest editor for this issue. Georgia will hopefully be back next month!

# Meet the Instructor...

## Jim Ericksen



I have been a TIG welder for 25 years, and a hobbyist blacksmith for over 10. My metal interests include art and music. My interest in metal art began in 1999, working for a welding shop owner who encouraged artistic creativity. This employer allowed his welders free time on Fridays to create projects from scrap metal. I began blacksmithing when my daughter was a few months old and now she joins me in the shop on occasion.

### **Q: How long have you been blacksmithing? Teaching?**

I've been blacksmithing somewhere around a baker's dozen (in years - not muffins). I have taught a few classes for the past four years.

Spotlighting a member of The Guild of Metalsmiths who has generously shared knowledge, talent, and time as a class instructor for TGoM.

*...sharing our  
passion for  
metalworking!*



### **Q: What drives you to teach?**

I enjoy seeing the creativity of others and learning from smiths (regardless of skill level).

### **Q: What is the most common misconception that novice smiths have about the craft?**

The most common misconception is thinking one needs a full arsenal of tools to try the craft. You don't need a fancy anvil, forge, and hand tools to start learning the creative process.

### **Q: Any tips for a new blacksmith?**

Take safety seriously, you have one set of eyes and hearing cannot be regained. If you're lucky enough to be invited to someone's shop - ask what you can do to help, leave the shop in better shape than you arrived.

### **Q: What is the most important quality of a successful blacksmith?**

Patience, persistence, and a thirst for knowledge.

### **Q: What is your favorite thing to make? Most challenging project (tried or accomplished)?**

Bottle openers are my default answer. My only rule for the opener is to make it functional, the design is the fun part. My most challenging project (that I'm still working on) is a vise from the Tunnel Mill class.

### **Q: Who did you learn from? Is there a memorable lesson or anecdote you'd like to share?**

Wyatt Bienfang set the hook, and I've learned from countless others throughout the years. Nathan Robertson taught me how to make a hammer. Jim Moenck taught me how to make a knife. Martin Pansch taught me how to enjoy the technical aspects of the craft.

### **Q: Finish this sentence: If I wasn't 'smithing, I would be...**

If I wasn't 'smithing, I would be birding, or biking.



# HAMMER CLASS: Making a Blacksmith Hammer

**Saturday, May 2, 2020, 9 am to 4:30 pm**

**Location: Minnesota School of Horseshoeing (map page 7)**

**Cost: \$50**

**Instructors: Jim Moenck and crew**

**Class size: Maximum students: 8, Minimum: 6**

This class will teach you the skills you need to make a hammer. With this knowledge you will then be able to expand your tool chest with other handled tools. All handled tools such as top fullers, punches and flatters start with this same process. We will begin with a piece of steel, punch the eye, shape both striking ends, heat treat and put the handle on. You will go home with your own hammer. There will be an assortment of weights to choose from so that you can make a hammer that fits you and your needs.

**Required Tools:** Your favorite hammers: one for striking hot metal, one for striking punches and drifts, and a sledge for striking if you have one. All other tools will be furnished. Safety Equipment – The normal safety equipment is required. Lunch Arrangements: Bring your own bag lunch or eat out at one of the local establishments.

To register for this class, send your check for \$50 made out to “The Guild of Metalsmiths” and your complete contact info to Jim at the address below:

Jim Moenck  
2078 120th Ave  
Dresser, WI 54009

Contact Jim if you have questions: [jrmoenck@yahoo.com](mailto:jrmoenck@yahoo.com) or 715-483-5054.

## Recent Classes:



### Beginners “C” Class (left & below):

L-R: Marty Masters (Lead Instructor), Jane Dreis, Allison Jacobsen, Gordon Barr (Instructor), Sean Thompson, Gary Reuter (back), Margot de Larminat Koefod (front), Eric & Sage Hennemann, Trevor Clune, Mark Boudreau (not shown).



### Beginners “D” Class (left):

L-R: Dave Kelly, Aaron Hays, Phill Anton, and Colter Miest.

*Note: The information below is provided as a service for TGoM members. Members may submit items for sale and upcoming events that are considered relevant to our group, and they will be published as space permits. The Guild of Metalsmiths is not responsible for these items or events.*

## ***Tunnel Mill Crafts 2020 Classes and Events***

We are located in southern Minnesota near Spring Valley. For more information on any of the classes contact us at [jc-adams@msn.com](mailto:jc-adams@msn.com), or call 507-289-4189 Carol Adams.

Check the Tunnel Mill website for full details: [www.tunnelmillcrafts.com](http://www.tunnelmillcrafts.com)

**Tom Latane' May 15, 16 & 17, 2020**

Candle-Holder with Saw-tooth Trammel.

**Kitty Latane' May 15, 16 & 17, 2020**

Tin work

**Derek Olson and Tom Latane' May 18, 19, 20 & 21, 2020**

Combination workshop, Wood & Metal Aumrey door with hinges..

**Douglas Pryor tentative date June 5, 6th & 7, 2020**

**Mark Aspery July 6-12, 2020.**

2-3 day classes with a free day in between. Tools and small projects.

**Ric Furrer August 21, 22, 23, 2020.**

(tentative date, possibly August 14, 15 & 16)

**Fall Gathering October 2, 3, & 4, 2020.**

**Tom Latane' October 9, 10, & 11, 2020.**

Combination padlock.

## **Upcoming Classes at Raspberry Island Folk School**

### **Beginning Blacksmithing**

**Saturday, May 16, 202**

**9:00 a.m. to 5:00 p.m.**

**Instructor: Gary Hill**

A beginning class in the principles of blacksmithing using a coal fired forge. No previous forging experience required. This one-day class includes starting and maintaining a coal fire in the forge, tapering, upsetting, hot cutting, fullering, swaging and forge welding techniques. Projects will apply these principles.

**Course fee: \$40 (includes all materials). High School students 14 years and older are FREE! Limited to 4 students**



### **Beginner's Class in Forging Pattern Welded Steel ("Damascus")**

**Saturday-Sunday May 30-31 9:00 a.m. to 5:00 p.m. (evening participation optional)**

**Instructor: Jeff Harper**

This two-day introductory class will take you through the basics of pattern welded/Damascus steel to make either a blade or small tool. Using high carbon steel, we will focus on material preparation and will forge-weld a small billet by hand. Subsequent larger billets will be done with the help of the power hammer. Pattern manipulations will progress as student proficiency allows. We will go into forge welding billets of steel cable and chain. Day two will consist of shaping, polishing, heat treatment, and etching. Students will go home with a couple of billets of their own creation, as well as the knowledge to make more.

**Course Fee: \$150 plus materials fee \$35-40 Limit 8 students. No forging experience required.**

See [www.raspberryislandfolkschool.blogspot.com](http://www.raspberryislandfolkschool.blogspot.com) for registration and more details.



## **Electronic Forum**

If you have not been receiving an email notification that The Forum is available, please verify that we have your correct email address.

Contact Gordon Barr at [agbarr@aol.com](mailto:agbarr@aol.com)



## Competitions at the 2020 ABANA Conference June 3-6 in Saratoga, NY: something for every smith!

**Chain-Making competitions to be held Wednesday evening at the conference.**



### Novice division:

You will have 20 minutes to make the best three links of chain that you can. Each link must be forge welded shut to produce a short length of chain. You will be given three 6-inch long pieces of 3/8-inch round bar from which to form the links. There will be a bucket with more stock available if you have an issue with a link. ABANA will provide all the tooling you will require: a hammer, 3/8-inch V-bit tongs (courtesy of Blacksmith's depot), flux and a flux spoon. No finish (wax or other) is allowed on the completed links *Never competed before?* We've got your back! Wednesday afternoon will be open to all in the education tent. Jennifer Petrila (competition Judge) and the education team, will be giving demonstrations and providing hands-on instruction aimed at the novice level of smith.

### Intermediate division:

You will have 30 minutes to make two links of chain and a repair link. The chain links must be forge welded shut. The repair link is forged from a length of 3/8-inch square bar. You will be given two 6-inch long pieces of 3/8-inch round bar from which to form the links, together with a short length of 3/8-inch square bar. There will be a bucket with more stock available if you have an issue with a link. You are required to provide your own tooling, hammer, tongs, punch, drift and flux spoon. Flux will be provided. No finish (wax or other) is allowed on the completed links.

### Open Division:

You will have 75 minutes to make two links of chain, a split link and a bottom tool for the anvil. You will be given four, 6-inch long pieces of 3/8-inch round bar from which to form the chain links, split link and the stamp for the bottom tool, together with a 4 1/2-inch long piece of 1 1/4-inch square mild steel from which to make the bottom tool. You will be furnished a heading-block (courtesy of Ball and Chain Forge) and a sledge-hammer. You are required to provide your own hammer, tongs (3/8-inch and 1 1/4) and flux spoon. Flux will be provided. I have a limited supply of 1 1/4 tongs available if you make prior arrangements with me. No finish (wax or other) is allowed on the completed links or bottom tool.

— Mark Aspery

**Note:** the December 2019 issue of "Metalsmith" contains detailed photos/diagrams of the above projects!

For full details on the 2020 ABANA Conference: <https://www.eventsquid.com/event.cfm?id=5679>

### Reminder from our property manager...

If you've got guild property at your shop, or a demo site you work at, please send any info about it to [tools.guildmbr@gmail.com](mailto:tools.guildmbr@gmail.com). I've talked to several people at the fall conference and holiday party that were going to get information to me. Here's a gentle reminder. Please send any questions to the above email address too.

Thanks,  
Adam Robrahn

### The Guild has a new address

The Guild of Metalsmiths  
PO Box 72  
Hudson, WI 54016

**Please update your records! If you have any questions or concerns, feel free to contact me. Thank you!**

Taya Gavin, Treasurer  
[gavin1137@hotmail.com](mailto:gavin1137@hotmail.com) 715-781-4389

## Join The Guild of Metalsmiths

Send \$30 dues to the address below. Please circle if you want to be listed in our membership directory and/or check items you don't want listed.

The Guild of Metalsmiths  
PO Box 72  
Hudson, WI 54016

**Don't List Me**  
in the directory

**List Me**

in the Directory but don't list:

(circle items below you *DO NOT* want published)

address - phones: home / work / fax / cell - email - web page

Name: \_\_\_\_\_

Email address: \_\_\_\_\_

Address: \_\_\_\_\_

City, State, Zip Code: \_\_\_\_\_

Primary phone: \_\_\_\_\_ Secondary phone: \_\_\_\_\_

All memberships are family memberships. Persons of all ages, professionals and hobbies, are invited to join.  
We do not sell our mailing list.

# Goings on... A calendar of TGoM events at a glance

All membership meetings are the second Wednesday of February, April, June, August, and October. Date for December will be announced. For these meetings a potluck meal begins at 6:30pm and the business meeting begins at 7, with a demonstration or activity starting around 8 (times approximate).

Education Comm. meets first Thursday of each month. Contact Christina Dodge, co-chair: [christina.gldmbr@gmail.com](mailto:christina.gldmbr@gmail.com)

Program Comm. meets third Thursday of each month – 7pm. Derrick Phillips, chair: [derrick\\_phillips@q.com](mailto:derrick_phillips@q.com)

All board meetings are the second Wednesday of January, March, May, July, September, and November. Potluck meal begins at 6:30, with meeting starting at 7pm.

## Events in March 2020

3/7-8, Zombie-Chopper Class, MN School of Horseshoeing

3/14, Beginners Blacksmithing “E” Session Class #1

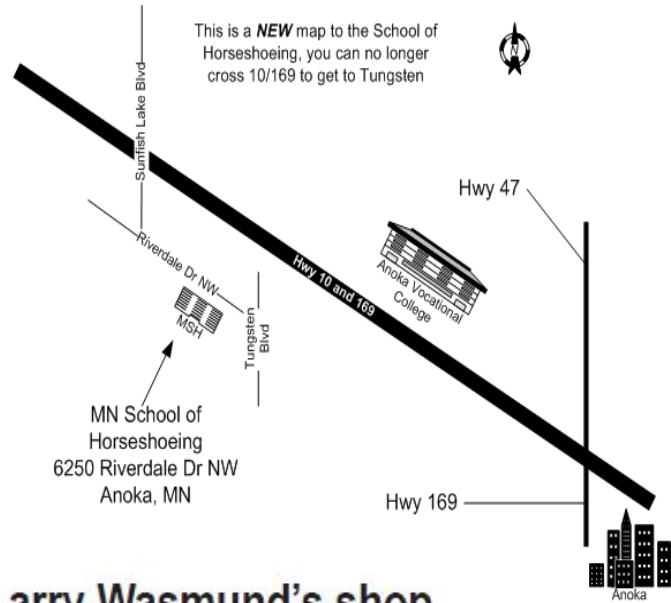
3/21, Beginners Blacksmithing “E” Session Class #2

## Events in April 2020

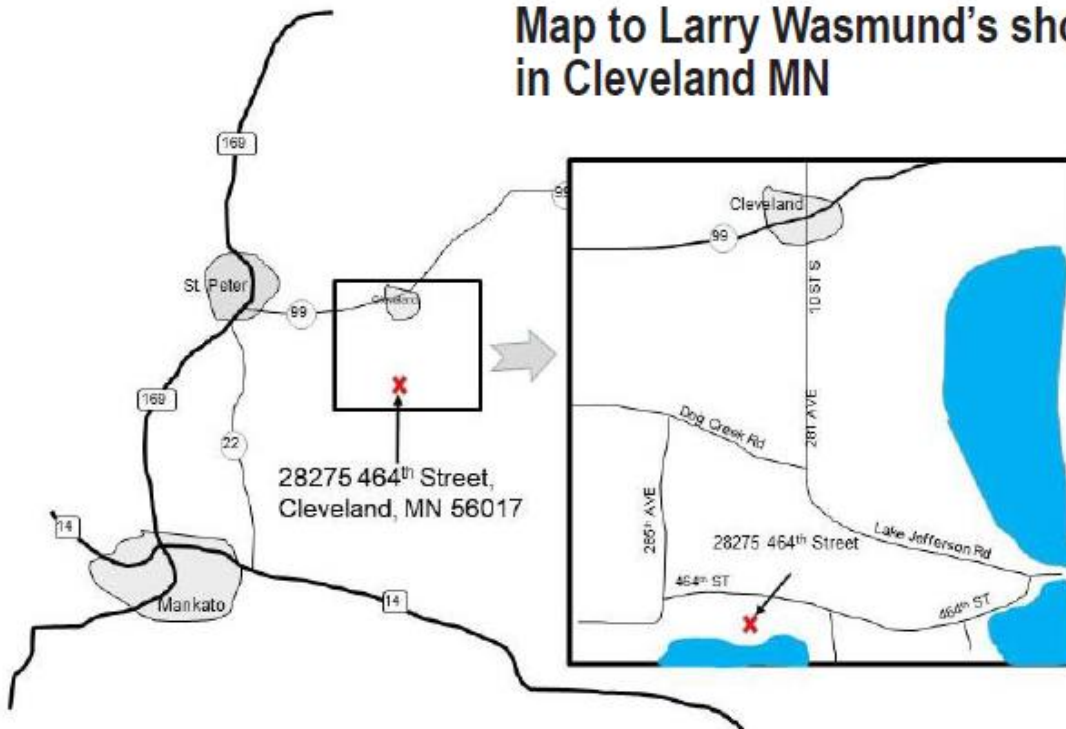
4/4, Beginners Blacksmithing “E” Session Class #3

4/8, Membership Meeting @ Arms & Armor, Mpls, MN

Each Weekend: MN Zoo Demonstrations



## Map to Larry Wasmund's shop in Cleveland MN



Note: Map not to scale.

## Our Neighborhood of Smiths

### The Guild of Metalsmiths (TGoM)

All membership meetings are the second Wednesday of February, April, June, August, and October, except December. Potluck meal begins at 6:30 pm and the business meeting begins at 7, with a demonstration or activity starting around 8 (times approximate). To check your membership expiration date, see the mailing label on your latest copy of "Metalsmith."

President: Larry Wasmund, 507-469-0205

[poundedtreasures@gmail.com](mailto:poundedtreasures@gmail.com)

Vice-President: Paul Widenhoefer 952-930-0070

[pwidenhoefer@gmail.com](mailto:pwidenhoefer@gmail.com)

Our website is: <http://www.metalsmith.org>

### Badger Blacksmiths meetings

Our contact information is as follows:

President: Dan Weiss, 715-379-5007

[diamondmetalworks13@gmail.com](mailto:diamondmetalworks13@gmail.com)

Newsletter editor: John Grump, 715-829-4559

[johngrump@att.net](mailto:johngrump@att.net)

### Lake Superior Metalsmiths

Lake Superior Metalsmiths (LSM) meet the fourth Saturday of the month. Potluck at noon with meeting to follow. Contacts:

Charley Brown, President, 218-428-7906

[CharleyRB@charter.net](mailto:CharleyRB@charter.net)

Dave Hanson, Vice-President, 218-721-4572

[duluthblacksmith@yahoo.com](mailto:duluthblacksmith@yahoo.com)

### Chicago Avenue Fire Arts Center (CAFAC)

Quarterly blacksmithing classes, exhibits, and open house events [www.cafac.org](http://www.cafac.org) email: [info@cafac.org](mailto:info@cafac.org)

### Northern Minnesota Metalsmiths

The NMM meets the first Monday of the month at Lake Itasca Region Pioneer Farmers (LIRPF) show grounds, 1/4 mile east of the north entrance to Itasca State Park.

Contact Keith Johnson for monthly specifics at [keith@greatriverforge.com](mailto:keith@greatriverforge.com). The NMM's website is [www.nmmetalsmiths.org](http://www.nmmetalsmiths.org)

### Central Minnesota Blacksmiths (CMB)

Meet the first Monday of each month. Potluck followed by demo. Locations are different every month so please call or write for info

President: Ken Zitur, 320-746-8161 [mail@kensiron.com](mailto:mail@kensiron.com)

Brian Johnson, 320-558-6898

### Tunnel Mill Crafts

Blacksmith shop, traditional iron work, classes  
4505 Highway 63 North, Rochester, MN 55906  
Carol Adams 507-289-4189 or 507-289-5246

[jc-adams@msn.com](mailto:jc-adams@msn.com)

<http://www.tunnelmillcrafts.com/>

### Sandy Lake Forge on Raspberry Island

Blacksmith shop offering classes, workshops and more. See [www.raspberrylakefolkschool.blogspot.com](http://www.raspberrylakefolkschool.blogspot.com) for details or call: 218-851-6085

Gary & Janet Hill

50569 218<sup>th</sup> Place

Raspberry Island, MN 55760

## Recent Classes (continued)



**Scroll Tongs Class (above):**

L-R: Dave Gavin, Larry Sorensen, Larry Wasmund, Wayne Olson (front), Richard Zielkie (back), Rick Wessling, Christina Dodge, Chad Wilson

### Forge Welding Class February 22-23 (right):

L-R: Instructor David Mariette at the anvil with students Christina Dodge, Ralf Mehnert-Meland, John Smith, Jacob Dodge, Adam Dauer, and Levi Joraanstad. Not pictured: instructor Gordon Barr and class helper Kerrie Erikstrup.





## The Guild of Metalsmiths on the web

Visit our website at <http://www.metalsmith.org>

Looking for something? Try the search engine. On our home page, at the top of the right sidebar, enter your query and click on “Search.”

### Address Service Requested

If you have items to be included in The Forum,

please send them to Georgia Myers, editor, by email to: [gldmyers@embarqmail.com](mailto:gldmyers@embarqmail.com) by the third Monday of the month, if possible.

**March 2020**

---

**Your membership expiration date will show on the address label of your quarterly “Metalsmith” magazine.**

### TGoM now accepts Paypal and most major credit cards

This should make it more convenient for members to pay their dues. Paper checks are still accepted as well.

### *The Forum*

The Guild of Metalsmiths, St. Paul, MN, publishes “The Forum” monthly. It is intended as a tool to further our educational mission, to keep members up to date on current happenings, to publicize projects and workshops, a place for all members to express their opinions, concerns, learn more about each other—in short, to help us run our organization.

### **Guild Educational Grants**

There is grant money available for Guild members to study intermediate and advanced metalworking techniques.

The Guild educational grant program is designed to bring new skills into the metalworking community. Participants are given money to pay for a portion of their expenses and are expected to learn some new or poorly understood skill, and then to share what they have learned with other members and the public through an article in our quarterly magazine, “Metalsmith.” They’re also expected to lead a workshop on the topic (or other educational service approved by the board).

Application forms are available from the president or treasurer at a regular meeting, or by sending a self-addressed, stamped envelope to:

The Guild of Metalsmiths  
PO Box 72  
Hudson, WI 54016