

'The Forum'

May 2020



Vol. 22 No. 5

Visit our website at <http://www.metalsmith.org>

Next TGoM membership meeting to be held June 10 at JJ Hill farm

The June meeting will be held at the JJ Hill farm in North Oaks (map and driving directions below). The gate to the farm will be opened at approximately 5:00 for entry. Potluck dinner will be served at 6:30 with the meeting to follow. There is a minimal amount of electrical outlets to use for slow cookers, so think more towards picnic type foods.

Our host for the evening is Paul Dickson, and he has offered to give a guided tour of the farm. JJ Hill was a very progressive person, and an important figure for the advancement of bettering livestock and agricultural production.

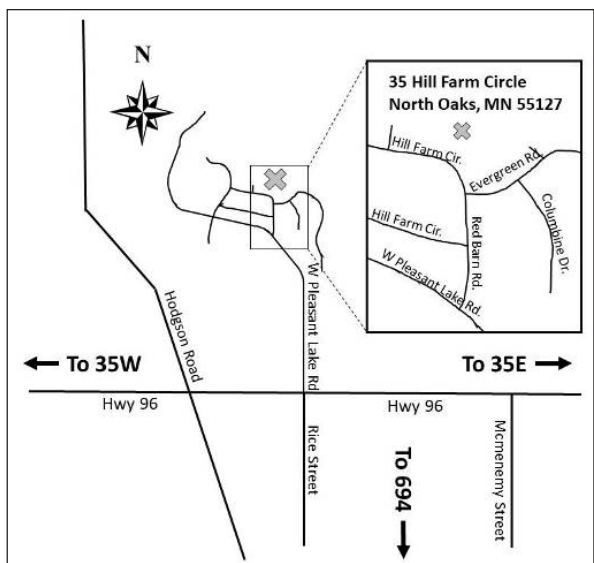
The blacksmith shop will be open, with some sort of demonstration in the evening after the meeting.

NOTE: Please be aware that the June meeting may not be held as scheduled. This is all subject to the stay at home orders by the governor. We will keep you posted.

Contact meeting champion Jim Moenck with questions: jrmoenck@gmail.com or 651-724-3403

To become familiar with the farm, follow this link to their website:

<https://www.hillfarmhistoricalsociety.com/about-us.html>



Detailed directions to JJ Hill Farm in North Oaks, MN

Coming from the east come across 694 west to 35E and then north on 35E. The exit at highway 96 is closed for construction so take the first exit coming north on 35E which is County Road E. Take a left on County E and go to Centerville Road. Turn right on Centerville Road and proceed north to Highway 96. Turn left on 96 and proceed to Pleasant Lake Road, the entrance to North Oaks. Stay on Pleasant Lake road to the crossroads (4 way stop). Continue north on West Pleasant lake road (same road) until you pass the hockey rinks and recreation center on the right (big area of soccer fields on the left). Turn right on Red Barn Road and you will come to the entrance to the farm.

You can plug 35 Hill Farm Circle, North Oaks MN on your gps and it will get you to the front door.

Cancelled:

- The May 2 Hammer Making Class is cancelled.
- Minnesota Military Days June 6 & 7 at the Rice County Steam & Gas Engine grounds, Dundas, MN is cancelled.

Upcoming:

Spring Hammer-In at Nowthen - see page 3

Fancy Twist Class - see page 3

Fall Conference Contest: Fireplace/Firepit Tools

If you wish to compete, make a fireplace or firepit tool (or entire set of tools) to donate to the Guild's Saturday auction at the Fall Conference. Cash prizes will be awarded, but more importantly, you get bragging rights for the year!

Winners are determined by how much money their creation(s) earn in the auction. You can use any metal working technique. The only restriction is the finished piece(s) must directly interact with a fireplace or firepit.



Anvils of The Guild of Metalsmiths have rung out in sorrow too many times in the last few years. Just the past month we have rung them twice. Please turn to page two...

The Guild of Metalsmiths loses another...

— Tribute to Rich Herman from TGoM Communications Chair Peter Bettenberg

We lost a beloved member of the family on Wednesday, April 8. Rich Herman passed away of complications from COVID-19.

Introduced to blacksmithing around 1998 through the Boy Scouts, Rich immediately became a major contributor to our community. He joined the board of The Guild of Metalsmiths in 2004 and served as President from 2007 through 2011. Rich repeatedly served on our Education Committee and championed multiple classes and events, leading at least fifteen Beginner Blacksmithing classes over the years. In recognition of his contributions Rich was given The Guild's highest honor in 2013, the Juare/Hubler award.

Rich was a gentle giant. Firm in his convictions. Generous with his time and knowledge. He always made you feel welcome and part of the family. Always took a genuine interest in your life and activities. We were truly enriched by his presence and are now painfully diminished by his absence.

The flame of Rich's forge has not gone out; it still burns within those of us whose lives he touched. Thank you for that gift, Rich...we'll try to pay it forward.

<https://www.summitfuneralandcremation.com/obituary/Richard-Herman>



Rich Herman enjoyed demonstrating his craft.

The February issue of *The Forum* featured Rich in our "Meet the Instructor" series. If you missed it, take an opportunity to read it on page 2 by following the link below. <http://www.metalsmith.org/wp-content/uploads/2020/02/022020forum.pdf>

And another...

On April 28, 2020, Guild of Metalsmiths member since 1997, Bob Beck (aka "Billy Jack," aka "Boomer") passed away, with his daughter Laura at his side. At this writing there is not an obituary available to include, and TGoM members are working diligently on putting together a biographical tribute to Bob that will be shared very soon on both the bellows email account and on the Guild's FaceBook page.


To know Bob was to like Bob. He was gifted with so many layers of talents shared with us over the years. His depth of work extended from tanning hides, bow making, musical instrument making, repousse, poured metal design, metal fabricating, Dutch oven cooking, frontier days re-enacting for school kids. Bob was a member of the Cannon Old West Society (COWS) as a cowboy re-enactor participating in area festivals like the Little Log House Antique Power Show held every July.

Bob served the Guild on the Program Committee and was instrumental in the redesign of our Fall Conference gallery. A memorable class he offered in June 2010 was the opportunity to

learn how to cook over an open campfire using a Dutch oven. His students also learned about old West chuckwagons, the first "mobile kitchens."



Rest in peace, Billy Jack. We will miss you.



Bob Beck, aka "Billy Jack", aka "Boomer".



Bob's talents extended into leatherwork. He shared the French moccasins above at the 2011 Fall Conference.



At the 2011 Fall Conference, a bass guitar created with the wide-ranging talents possessed by Bob Beck was on display in the gallery.

Save these dates!

As of now, (May 1, 2020), the following events are still scheduled. Learn about any updates via the bellows or by checking our website: www.metalsmith.org.

Spring Hammer-In June 12, 13, 14

This event is still being planned, subject to cancellation or restrictions during this Covid-19 pandemic. The Education Committee will stand in as champion after the sudden and tragic loss of our friend, Rich Herman. We will try to do him proud, and hope you will be able to participate.

Activities will take place from 3:00pm - 11:00pm on the evening of Friday, June 12 and all day June 13 and June 14 from 8am till 4:00 pm at Nowthen Blacksmith Shop.

- Camping on-site is available Friday night and Saturday night on primitive sites
- Five forges are open for use
- Coal will be provided
- Beginners welcome
- Port-a-potties on site

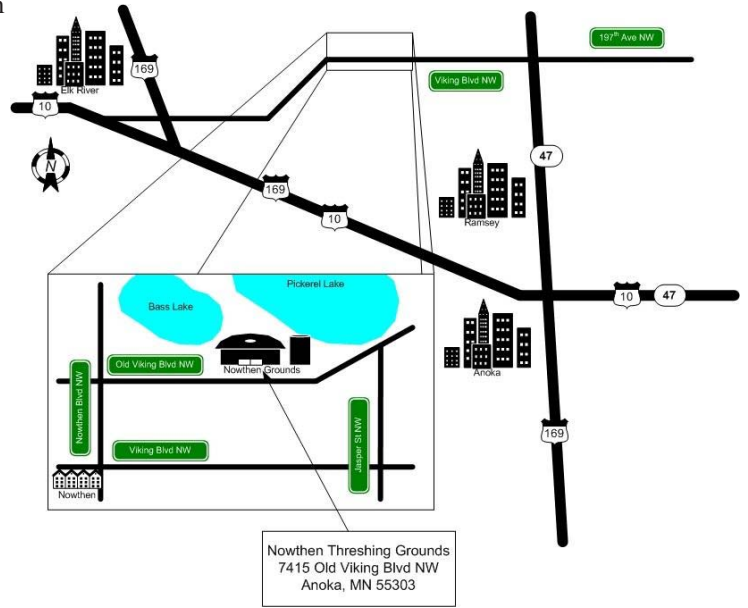
Come and hang out with a bunch of your friends, make new friends, and share/learn some new skills. This year the event will be held in association with an antique tractor pull sponsored by the Nowthen Power Show organization.

Bring your own tools if you have them. Bring your own steel. Scrap pieces ok.

This year we are asking members to bring some samples of their work making fireplace sets to help serve as inspiration for others in preparation for the contest at this year's "Madness" Fall Conference. We will also be holding discussions on doing demonstrations. This event will hopefully help you learn the ins and outs of doing a demonstration at many of the venues available during the summer season.

Contact: Christina Dodge at (612) 741-9292 or christina.guildmbr@gmail.com.

There is no charge to participate in this event. The Nowthen Power Show grounds are located at 7415 Old Viking Blvd, Nowthen, Minnesota. See map.



Fancy Twisting Class

Saturday, June 20, 8:30 am (subject to lifting of Covid-19 stay-at-home order)

Location: Pansch Farm, 8750 Yale Avenue, Young America, MN 55397

Instructors: Martin Pansch 612-599-4762 blacksmithingyeti@gmail.com

Jim Erickson 612-868-2050 jimbohotep@yahoo.com

Cost: \$45 per student

Class size: Maximum students: 6

Minimum students: 4

In the words of the Beatles "Well, shake it up, baby, now, twist and shout"; and Chubby Checker (well... paraphrased a little bit)

They're twistin' in Norwood

In Young America too.

They're twistin' at the Pansch Ranch

And they're waitin' on you.

So, baby, get ready

We're gonna twist with you.

If you want to learn how to do fancy twists as only the Blacksmithing Yeti and Jimbohotep know how, well, then you need to come to our class. This class is suitable for beginners.

Tools and Equipment or other items participants are to bring to the class: Bring your favorite hammer, and tongs that can handle 3/8" and 1/2" stock if you have them.

Safety Equipment: Required: Hearing, eye, leather shoes, natural fabric clothes.

Optional: loose-fitting gloves.

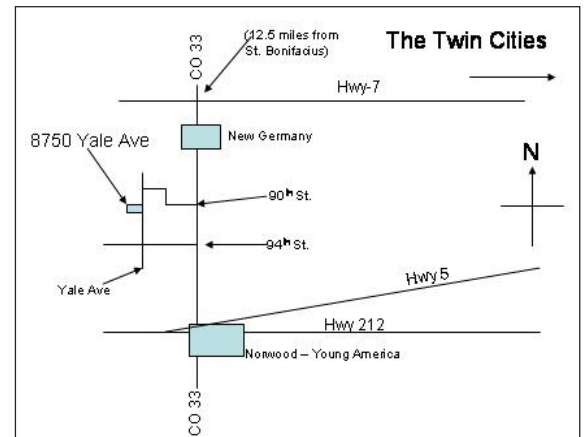
Lunch arrangements: Please bring your own.

To register for this class, send a check for \$45 written to "Guild of Metalsmiths" to:

Marty Masters 395 Bucher Ave Shoreview, MN 55126

Contact Marty with questions at 651-285-8731 or mastersmw@yahoo.com

Acceptance priority for this class will be determined by postmark.



Meet the Instructor... Jim Moenck



Spotlighting a member of The Guild of Metalsmiths who has generously shared knowledge, talent, and time as a class instructor for TGoM.

*...sharing our
passion for
metalworking!*



Jim began blacksmithing in the mid 1990s. After taking the Guild's Basic Blacksmithing course, he was invited to become an associate instructor the following year. He has helped and led many classes since joining the Guild, including basic blacksmithing, knife making, Viking axes, gas forge and hammer classes. He has served on the board of directors, and was the chairman of the Guild's Education Committee for many years.

Jim's strongest interest leans towards making knives. Under the tutelage of many fine instructors he has learned to make hunting knives, puukko knives, slip joint knives, and liner lock knives. Jim also enjoys making Viking era axes, as well as fur trade era equipment. His current work is with pattern welded steel, commonly referred to as Damascus.

Q: How long have you been blacksmithing? Teaching?

I started blacksmithing about 1995 or so. A friend of my dad told him about a guild or club in the Twin Cities that taught blacksmithing. After I searched around a bit, I found some info on the Guild and enrolled in the Basics class. Bob Johnson asked me if I would be interested in becoming an associate instructor the following year, and I accepted the offer.

Q: What drives you to teach?

I have met so many fine people that have taught me so much. I have always enjoyed hand-crafted items and found it interesting to learn how they were made. Blacksmithing was taught to me, and I feel obligated and privileged to pass on any knowledge or skills I have learned to the next generation of blacksmiths.

Q: What is the most common misconception that novice smiths have about the craft?

I think one of the biggest misconceptions is that you need to get all your tools right away. Take your time to learn what you need and why you need it. Visit other smiths' shops and ask about a tool that they have and how they use it. When you decide what you really need, buy the best you can afford.

Q: Any tips for a new blacksmith?

Learn the basics. Everything you will ever do requires you to know how to execute those skills. Practice, practice, and then practice some more. It's rare that something turns out perfect the first time you make it. Keep at it until you get it right.

Q: What is the most important quality of a successful blacksmith?

Confidence. Own the skills it takes to make the things you want to make. If you are confident in your skills, the rest falls into place.

Q: What is your favorite thing to make? Most challenging project (tried or accomplished)?

I love making knives. I started making knives from kits and finished blades. Then I made my own hunting knives, then Puukko knives, then folders, then axes, and now Damascus knives.

The most challenging knife I ever made was a commission I took on a year ago at the Badger Knife Show in Janesville, WI. My client bought a very fancy mosaic Damascus billet at the show and I brought it home. Everything that could go wrong, went wrong. When the tang broke off and fell on the floor as I was seating the guard, I almost cried. Luckily, Jim Erickson was able to TIG weld it back together. I owe him big time for his help. I ruined the nicest piece of stag and had to grind it off and replace it. The butt cap drove me crazy. But I did finish it, and my client was very satisfied when he received it.

Q: Who did you learn from? Is there a memorable lesson or anecdote you'd like to share?

There are so many and I know I'll leave some out. Mike Blue, Kay Vickstrom, Randal Graham, Mike Rochford, Terry Knipshield, Keith Johnson, Tracy Mickley, John Adams, Jimmy Crowel, and JR Cook were all instrumental in teaching me about making knives. Bill Krawczeski, Myron Hanson, Dick Carlson, Pete Stanaitis, Bob Fredell taught me so many blacksmithing skills.

Q: Finish this sentence: If I wasn't smithing, I would be...building muzzle loading rifles.



Our neighborhood of smiths

The Guild of Metalsmiths (TGoM)

All membership meetings are the second Wednesday of February, April, June, August, and October, except December. For these meetings a potluck meal begins at 6:30 pm and the business meeting begins at 7, with a demonstration or activity starting around 8 (times approximate). To check your membership expiration date, see the mailing label on your latest copy of "Metalsmith."

President: Larry Wasmund Vice-President: Paul Widenhoefer
poundedtreasures@gmail.com pwidenhoefer@gmail.com
612-599-4762 952-930-0070
Our website is: <http://www.metalsmith.org>

Badger Blacksmiths meetings

Our contact information:
President: Dave Weiss Newsletter editor: John Grump
715-379-5007 715-829-4559
diamondmetalworks13@gmail.com johngrump@att.net
Badger website: <https://sites.google.com/site/badgerblacksmiths/>

Lake Superior Metalsmiths

Lake Superior Metalsmiths (LSM) meet the fourth Saturday of the month. Potluck at noon with meeting to follow.

Contacts are:

Charley Brown, President, CharleyRB@charter.net, 218-428-7906
Dave Hanson, VP, duluthblacksmith@yahoo.com 218-391-4466

Northern Minnesota Metalsmiths

The NMM meets the first Monday of the month at Lake Itasca Region Pioneer Farmers (LIRPF) show grounds, 1/4 mile east of the north entrance to Itasca State Park.
Contact Keith Johnson for monthly specifics at keith@greatriverforge.com. The NMM's website is www.nmmetalsmiths.org

Central Minnesota Blacksmiths (CMB)

Meet on the first Monday of each month. Potluck followed by demo. Locations are different every month so please call or write for info
President: Ken Ziturf **Brian Johnson**
320-746-8161 16777 Co Rd 75 NW
mail@kensiron.com Clearwater MN 55367
320-558-6898

Chicago Avenue Fire Arts Center (CAFAC)

Quarterly blacksmithing classes, exhibits, and open house events
www.cafac.org email: info@cafac.org

Tunnel Mill Crafts

Blacksmith shop, traditional iron work, classes
Located 20 miles south of Rochester MN, near Spring Valley MN
507 289-4189 or 507 289-5246
Carol Adams jc-adams@msn.com,
<http://www.tunnelmillcrafts.com/>


Sandy Lake Forge on Raspberry Island

Blacksmith shop offering classes, workshops and more. See raspberrylakefolkschool.blogspot.com for details or call: 218-851-6085

Gary and Janet Hill Raspberry Island
50569 218th Place Mcgregor, MN 55760

From the Guild Librarian

Well, now that you have had some free evenings, and it could have been too cold to work in your shop, you might have had time to do some reading. In particular, perusing some Guild of Metalsmiths books that you might have checked out-in some cases, for years. So, if it's possible, could we make arrangements to have them returned?



I took the time to go through our 200+ list of books, and I am looking for a number of missing books where someone didn't leave a card—or I lost it, which is just as likely.

Anyway, if any one of you has the following books, would you let me know?

Blades Guide to Knife Making, by Blade Magazine
Furnace Efficiency, by Peebles

Thanks! If you have any questions, or if you have any books to return, please email me at Richard@edinaclock.com.

— Richard Zielike, Guild Librarian

Reminder from our property manager...

If you've got guild property at your shop, or a demo site you work at, please send any info about it to tools.guildmbr@gmail.com. I've talked to several people at the fall conference and holiday party that were going to get information to me. Here's a gentle reminder. Please send any questions to the above email address too.

Thanks,
Adam Robrahn

The Guild has a new address

The Guild of Metalsmiths
PO Box 72
Hudson, WI 54016

Please update your records! If you have any questions or concerns, feel free to contact me. Thank you!

Taya Gavin, Treasurer
gavin1137@hotmail.com 715-781-4389

For Sale: Power Hammer


It runs but has no motor. It does have the motor mount.

The bearings are in usable condition.

He can load it for you or delivery is extra.

\$2000

Please contact Dave Gavin directly at cell # 715-821-9950.



Stuck at home and tired of watching 'The Price is Right'? Why not share a project with our METALSMITH publication?

- ◆ What have you been working on the last few weeks?
- ◆ Do you have an heirloom piece that you are proud of?
- ◆ Do you know of a shortcut that makes a project easier?
- ◆ Do you recall a conversation, post, or event that should not be forgotten?
- ◆ Would you like to commemorate someone and their achievements?
- ◆ Already got some notes and photos of a project?

We can turn any of that into an article!

No need to stress - we are here to help. I would be happy to speak with you about your idea, visit you to take photographs, or even take dictation...while maintaining social distancing, of course!

Contact the METALSMITH Team at metalsmitheditor@metalsmith.org or give me a call.

Peter Bettenberg
TGoM Communications Committee Chairperson &
METALSMITH Lead Editor
651-777-5300

Note: The information below is provided as a service for TGoM members. Members may submit items for sale and upcoming events that are considered relevant to our group, and they will be published as space permits. The Guild of Metalsmiths is not responsible for these items or events.

Tunnel Mill Crafts 2020 Classes and Events

We are located in southern Minnesota near Spring Valley. For more information on any of the classes contact us at jc-adams@msn.com, or call 507-289-4189 Carol Adams.

Check the Tunnel Mill website for full details: www.tunnelmillcrafts.com

Tom Latane' May 15, 16 & 17, 2020--re- scheduled

Candle-Holder with Saw-tooth Trammel.

Kitty Latane' May 15, 16 & 17, 2020--re- scheduled

Tin work

Derek Olson and Tom Latane' May 18, 19, 20 & 21, 2020:
postponed to a possible later date due to Covid-19
pandemic.

Douglas Pryor tentative date June 5, 6th & 7, 2020

Mark Aspery July 6-12, 2020: cancelled due to Covid-19
pandemic

Ric Furrer August 21, 22, 23, 2020

(tentative date, or possibly August 14,15 & 16)

Fall Gathering October 2, 3, & 4, 2020

Tom Latane' Oct 16, 17, 18 rescheduled from May 15, 16, 17
Candle-Holder with Saw-tooth Trammel.

Kitty Latane' Oct. 16, 17, 18, 2020 rescheduled from May 15,
16, 17

Tin Work

Goings on...a listing of TGoM events at a glance



- All membership meetings are the second Wednesday of February, April, June, August, and October. Date for December will be announced. For these meetings a potluck meal begins at 6:30 pm and the business meeting begins at 7, with a demonstration or activity starting around 8 (times approximate).
- Education Comm. meets first Thursday of each month. Contact Christina Dodge, co-chair: christina.gldmbr@gmail.com
- Program Comm. meetings are 7 pm the third Thursday monthly. Derrick Phillips, chair DerrickPhillipsA3o3@gmail.com
- All board meetings are the second Wednesday of January, March, May, July, September, and November. Potluck meal begins at 6:30, with meeting starting at 7 pm.

Events in May, 2020

All cancelled due to the Covid-19 pandemic

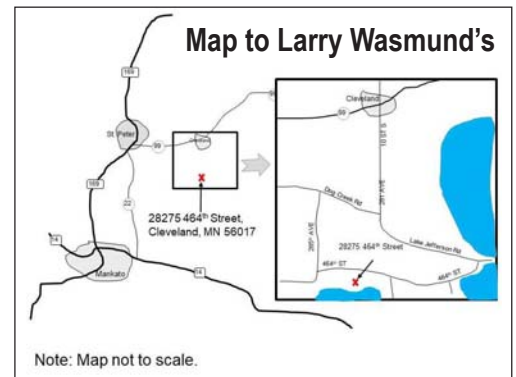
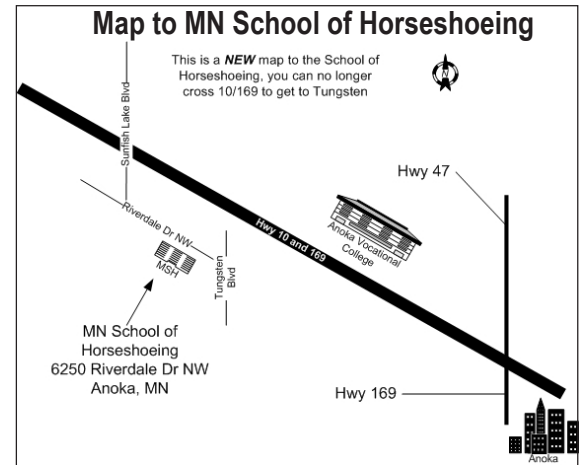
Events in June 2020-check June Forum to see if these are still on.

June 6,7, Minnesota Military Days, Dundas MN CANCELLED

June 10, Membership meeting at JJHill Farms, North Oaks

June 12, 13, 14, Spring Hammer-in, Nowthen

June 20, Fancy Twist Class, Pansch farm



Join The Guild of Metalsmiths

Send \$30 dues to the address below. Please circle if you want to be listed in our membership directory and/or check items you don't want listed.

The Guild of Metalsmiths
PO Box 72
Hudson, WI 54016

List Me
in the directory
but don't list
address - phones: home - work - fax - cell - email - web page
(circle items above you DO NOT want published)

Don't List Me
in the Directory

Name: _____

Email address: _____

Address: _____

City, State, Zip Code: _____

Primary phone: _____ Secondary phone: _____

All memberships are family memberships. Persons of all ages, professionals and hobbyists, are invited to join.

We do not sell our mailing list.

ELECTRONIC FORUM

If you have not been receiving an email notification that The Forum is available, please verify that we have your correct email address. Contact Gordon Barr at agbarr@aol.com.



Address Service Requested

If you have items to be included in *The Forum*, please send them to Georgia Myers, editor, by email to: gldmyers@embarqmail.com by the third Monday of the month, if possible.

The Guild of Metalsmiths on the web

Visit our website at <http://www.metalsmith.org>

Looking for something? Try the search engine. On our home page, at the top of the right sidebar, enter your query and click on "Search."

May 2020

Your membership expiration date will show on the address label of your quarterly "Metalsmith" magazine.

TGoM now accepts Paypal and most major credit cards

The Guild accepts Paypal and most major credit cards, in addition to paper checks, for the payment of annual dues. This should make it more convenient for members to pay dues.

The Forum

The Guild of Metalsmiths publishes The GoM Forum monthly. It is intended as a tool to further our educational mission, to keep members up to date on current happenings, to publicize projects and workshops, a place for all members to express their opinions, concerns, learn more about each other—in short, to help us run our organization.

Guild educational grants

There is grant money available for Guild members to study intermediate and advanced metalworking techniques.

The Guild educational grant program is designed to bring new skills into the metalworking community. Participants are given money to pay for a portion of their expenses and are expected to learn some new or poorly understood skill, and then to share what they have learned with other members and the public through an article in our quarterly magazine, "Metalsmith." They're also expected to lead a workshop on the topic (or other educational service approved by the board).

Application forms are available from the president or treasurer at a regular meeting, or by sending a self-addressed, stamped envelope to:

The Guild of Metalsmiths
PO Box 72
Hudson, WI 54016