

'The Forum'

September 2020



Vol. 22 No. 9

Visit our website at <http://www.metalsmith.org>

ThE mAdNeSs iS oN!

YES! 2020 will be the year of the 'Zoom' Fall Conference

Our Fall Conference-aka "The Madness" - will be clearly radically different this year, but we are having it on Saturday, September 19.

Matt Jenkins and Karen Rudolf of Cloverdale Forge in Manitoba, Canada will do a video presentation with commentary and questions and answers, all relating to their "366 Hooks" project from a couple of years ago. It will be a "Zoom" meeting like the August membership meeting. It will start at 2 p.m. on Saturday, September 19 and go for roughly an hour and a half.

We may soon be adding another videoed demonstration that would start roughly at 4 p.m. and run for about two hours. More details will be sent out to everyone with email soon, as well as a posting on our Facebook page.

We can't do all that we have before for this year due to the Covid-19 pandemic. We will miss seeing your faces, but we, the Program Committee, are still out there and trying.

Put it on your calendar and come see what's up!

Learn all about Cloverdale Forge at the link below:
<https://www.cloverdaleforge.com/>

-- From the Program Committee

Attention!

Beginning Blacksmithing Classes for 2020!

Go to page 3 for details on how to register for the 2020 Beginning Blacksmithing classes.

Registration opens September 1, 2020!

Note that Zoom can be accessed from a computer, a tablet or a smartphone.

What is 'Zoom'?

Zoom is the leader in modern enterprise video communications, with an easy, reliable cloud platform for video and audio conferencing, chat, and webinars.

Zoom is a web-based video conferencing tool with a local, desktop client and a mobile app that allows users to meet online, with or without video. Zoom users can choose to record sessions, collaborate on projects, and share or annotate on one another's screens, all with one easy-to-use platform.

Zoom offers a full-featured Basic Plan for free with unlimited meetings. Try Zoom for as long as you like - there is no trial period. Your Basic plan has a 40 minutes time limit on meetings with three or more total participants.

Zoom: (see definition at right)

To join the Zoom meeting, we will be sending out an email with a link to the meeting to all current Guild members that have email addresses. If your membership is not paid up and current, this is a good time to do that to make sure you get the email. You should not have a login id and password for Zoom to attend this meeting but will have to download a small Zoom program to make it work. Normally you just have to click on the link in the email and follow the prompts.

Note that Zoom can be accessed from a computer, a tablet or a smartphone.

Meet the Instructor Wayne Olson



Spotlighting a member of The Guild of Metalsmiths who has generously shared knowledge, talent, and time as a class instructor for TGoM.

...sharing our passion for metalworking!



Hello, I was raised on a working Ddiry farm in central Minnesota and proud that I paid for my first two years of schooling (cash) with proceeds from milking cows for several neighbors over many years. I have a degree as a machinist and a degree in electronics.

I don't really know the specific origins of my interest in blacksmithing other than metal working in general and my early experiences in repairing farm equipment and welding up equipment after the neighbors figured out I could weld.

Q: How long have you been blacksmithing? Teaching?

I have been in Blacksmithing since 2007. I took the class along with Larry W. and several others. Teaching since 2012.

Q: What drives you to teach?

Simple, I love to learn. There is an old saying that goes something like, "If you think you know something, try teaching it". I have found it to be a great learning experience full of interesting and great people. The Guild has an amazing depth of knowledge to it. Teaching reminds me that I have much to learn.

Q: What is the most common misconception that novice smiths have about the craft?

That you can pick this craft up without putting time and effort into it.

Q: Any tips for a new blacksmith?

If you don't know something, then ask, and more than likely you will receive the answer in short order. Get involved with the Guild. Join a committee, become a teacher, demo at summer events, ask questions and seek out information. Practice, practice and practice. This craft is full of amazingly skilled people willing to share.

Q: What is the most important quality of a successful blacksmith?

Asking questions and *actively* listen to the answers. Oh, and hit the metal!

Q: What is your favorite thing to make? Most challenging project (tried or accomplished)?

Making tools such as a tire hammer, treadle hammer, gas forge, and tooling for each.

My favorite project:

Wall sconce incorporating traditional techniques.

Q: Who did you learn from? Is there a memorable lesson or anecdote you'd like to share?

I would have a hard time picking any one person. I have spent time with most individuals in the Guild and have learned a great deal from each. I also think I learned a lot from watching demos and summer demonstration events. Also, a week with Mark Aspery would top the list. When I watch a demo, I try to watch with an open mind and to understand the why and how someone is doing their demonstration, and just maybe, I can learn something. I always do.

Q: Finish this sentence: If I wasn't smithing, I would be...

Traveling, building tools, building shop, playing with my new 3D printer, snowmobiling with my son, gardening, and learning new things (Oh, and time with my wife!) Life is too short..... Blessings.

Beginners Blacksmithing Classes Fall 2020

Registration is now open for the three day **Beginners Blacksmithing classes**
October 17, 24, 31 at The Minnesota School of Horseshoeing - map below

The beginners basic classes are designed to give everyone the same understanding of the basics, techniques and terminology. The basic classes or proficiency is required before taking any of the many other classes the Guild offers. This enables those classes to concentrate on advanced techniques without having to spend time on basic concepts.

This 3 day class covers the basics of: Safety, Tools, Fire Control, Forging Dynamics, Tapers (ribbon, fishtail, point), Twisting, Riveting, Shouldering, Upset, Cutting, Splitting, Punching, Heat Treat, Scrolling, Bending, Forge weld.

Cost: (covers everything you need, the facility, coal, metal tools and workbook)

\$180 for members, \$190 non members

Minors (under 18) must have a parent present. There will be no sharing of forges.

Dates and Location:

The classes are held on Saturdays at the Minnesota School of Horseshoeing, 6250 Riverdale Dr NW, Ramsey MN 55303, just off Hwy 10 near the Anoka Vocational College. (Map below)

What you need to bring:

Eye, ear and skin protection. This includes safety glasses, ear muff or plugs and suitable clothing which includes hard shoes, cotton or leather. Synthetic and polyester clothing will burn and melt. There will be sparks and brushes against hot metal. A mask (non-synthetic) is also required for classroom demonstrations.

Tools:

Tools are provided, but if you have a favorite hammer, punches, chisels and tools, bring them along. A small 1 to 2 pound ball peen hammer would work. We have various hammers for you to try and get a feel for what is comfortable.

Typical day:

Classes start at 9 am, but people usually show up earlier to swap stories or show off recent projects. Feel free to bring projects you are working on to show. We break for lunch. You can either bring a brown bag or go out to a local fast food restaurant. Classes end between 3 and 5.

To sign up for the three day Beginners classes:

Send a check made out to The Guild of Metalsmiths to:

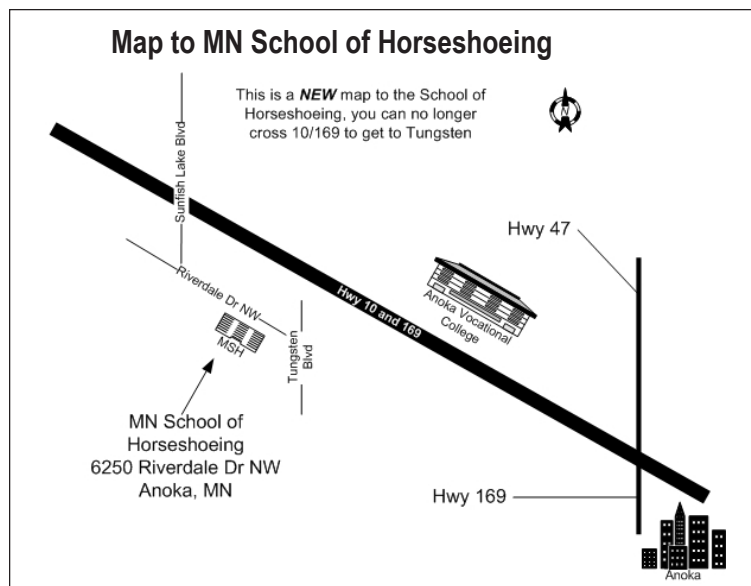
Gordon Barr

11021 27th Ave

Burnsville, MN 55337



agbarr@aol.com

(\$180 for members, \$190 non members)



Fancy Twist Class at the Pansch Ranch on June 20, 2020

Pictured below are L-R Marty Masters (doing the selfie honors), Jeremy Farber, Craig Snyder, Martin Pansch, Derrick Phillips, Michael Quackenboss, and Sara Gries. Also shown below is Craig Dunn at far right and left of Sara



Our neighborhood of smiths

The Guild of Metalsmiths (TGoM)

All membership meetings are the second Wednesday of February, April, June, August, and October, except December. For these meetings a potluck meal begins at 6:30 pm and the business meeting begins at 7, with a demonstration or activity starting around 8 (times approximate). To check your membership expiration date, see the mailing label on your latest copy of "Metalsmith."

President: Larry Wasmund Vice-President: Paul Widenhoefer
poundedtreasures@gmail.com pwidenhoefer@gmail.com
612-599-4762 952-930-0070

Our website is: <http://www.metalsmith.org>

Badger Blacksmiths meetings

Our contact information:

President: Dave Weiss Newsletter editor: John Grump
715-379-5007 715-829-4559
diamondmetalworks13@gmail.com johngrump@att.net

Badger website: <https://sites.google.com/site/badgerblacksmiths/>

Lake Superior Metalsmiths

Lake Superior Metalsmiths (LSM) meet the fourth Saturday of the month. Potluck at noon with meeting to follow.

Contacts are:

Charley Brown, President, CharleyRB@charter.net, 218-428-7906
Dave Hanson, VP, duluthblacksmith@yahoo.com 218-391-4466

Northern Minnesota Metalsmiths

The NMM meets the first Monday of the month at Lake Itasca Region Pioneer Farmers (LIRPF) show grounds, 1/4 mile east of the north entrance to Itasca State Park.

Contact Keith Johnson for monthly specifics at keith@greatriverforge.com. The NMM's website is www.nmmetalsmiths.org

Central Minnesota Blacksmiths (CMB)

Meet on the first Monday of each month. Potluck followed by demo. Locations are different every month so please call or write for info

President: Ken Zitur

320-746-8161

mail@kensiron.com

Chicago Avenue Fire Arts Center (CAFAC)

Quarterly blacksmithing classes, exhibits, and open house events

www.cafac.org email: info@cafac.org

Tunnel Mill Crafts

Blacksmith shop, traditional iron work, classes

Located 20 miles south of Rochester MN, near Spring Valley MN

507 289-4189 or 507 289-5246

Carol Adams jc-adams@msn.com,

<http://www.tunnelmillcrafts.com/>

Sandy Lake Forge on Raspberry Island

Blacksmith shop offering classes, workshops and more. See raspberrylakefolkschool.blogspot.com for details or call: 218-851-6085

Gary and Janet Hill Raspberry Island
50569 218th Place McGregor, MN 55760



JOB POSTINGS FOR TGoM

1. A/V Tech Help / Advice

With the Covid-19 pandemic affecting the way we can teach in-person classes, the Guild's Education Committee could use some help and advice to interweave visual tech aids into our classroom demonstrations. We'd also like recommendations on holding online-yet-interactive classes.

Please contact Christina to find out more information regarding this opportunity: christina.guildmbr@gmail.com

"You don't have to be great to start, but you have to start to be great".

--Zig Ziglar

Classified Ad

A gentleman in Blaine, MN has collected a large number of stainless steel cans and is now looking to get rid of them. These cans are 6 3/4" diameter, either 6" or 12" tall, and of 28 gauge stainless (alloy unknown), with one end open. Price seemed negotiable if you are willing to take a lot of them. His Craigslist ad link is:

<https://minneapolis.craigslist.org/ank/grd/d/minneapolis-can-collection/7152093276.html>




Note: The information below is provided as a service for TGoM members. Members may submit items for sale and upcoming events that are considered relevant to our group, and they will be published as space permits. The Guild of Metalsmiths is not responsible for these items or events.

Tunnel Mill Crafts 2020 Classes and Events

We are located in southern Minnesota near Spring Valley. For more information on any of the classes contact us at jc-adams@msn.com, or call 507-289-4189 Carol Adams.

Check the Tunnel Mill website for full details: www.tunnelmillcrafts.com



Annual Fall Gathering October 2, 3, & 4, 2020

Come join us in the Valley. Social distancing and masks available.

We all need to get out and enjoy the great outdoors and fresh air!


Come to Tunnel Mill!

For the day or the weekend!

Come and enjoy an outside fire pit, forging in the great outdoors, and meeting of friends we have not seen for a while.

Enjoy some fresh fried curly potatoes and fry bread.

More details to follow.



2020 Classes at Tunnel Mill

Tom Latane' October 9, 10, & 11, 2020.
Combination padlock

Tom Latane' Oct 16, 17, 18 (rescheduled from May 15, 16, 17)
Candle-Holder with Saw-tooth Trammel.

Kitty Latane' Oct. 17 & 18, 2020 (rescheduled from May 15, 16, 17)
Tinwork

Check the Tunnel Mill website for full details: www.tunnelmillcrafts.com

Goings on...a listing of TGoM events at a glance



- All membership meetings are the second Wednesday of February, April, June, August, and October. Date for December will be announced. For these meetings a potluck meal begins at 6:30 pm and the business meeting begins at 7, with a demonstration or activity starting around 8 (times approximate).
- Education Comm. meets first Thursday of each month. Contact Christina Dodge, co-chair: christina.gldmbr@gmail.com
- Program Comm. meetings are 7 pm the third Thursday monthly. Derrick Phillips, chair DerrickPhillipsA3o3@gmail.com
- All board meetings are the second Wednesday of January, March, May, July, September, and November. Potluck meal begins at 6:30, with meeting starting at 7 pm.

Events in September

Sept. 19, Fall Conference on "Zoom"

Events in October

Tire Power Hammer Build-cancelled for October, switched to May 2021-watch for updates

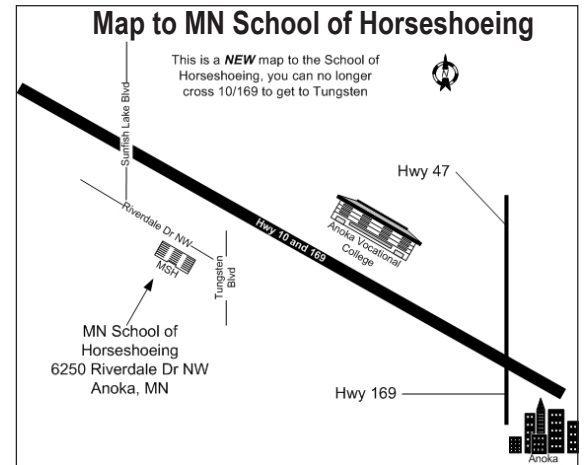
Oct. 14, Guild membership meeting cancelled-but watch for updates

Events in November

No events planned for November

Events in December

Guild holiday gathering/annual meeting cancelled so far...



Join The Guild of Metalsmiths

Send \$30 dues to the address below. Please circle if you want to be listed in our membership directory and/or check items you don't want listed.

The Guild of Metalsmiths
PO Box 72
Hudson, WI 54016

List Me

in the directory

but don't list

address - phones: home - work - fax - cell - email - web page

(circle items above you DO NOT want published)

Don't List Me

in the Directory

Name: _____

Email address: _____

Address: _____

City, State, Zip Code: _____

Primary phone: _____ Secondary phone: _____

All memberships are family memberships. Persons of all ages, professionals and hobbyists, are invited to join.

We do not sell our mailing list.

ELECTRONIC FORUM

If you have not been receiving an email notification that The Forum is available, please verify that we have your correct email address. Contact Gordon Barr at agbarr@aol.com.



Address Service Requested

If you have items to be included in *The Forum*, please send them to Georgia Myers, editor, by email to: gldmyers@embarqmail.com by the third Monday of the month, if possible.

The Guild of Metalsmiths on the web

Visit our website at <http://www.metalsmith.org>

Looking for something? Try the search engine. On our home page, at the top of the right sidebar, enter your query and click on "Search."

September 2020

Your membership expiration date will show on the address label of your quarterly "Metalsmith" magazine.

TGoM now accepts Paypal and most major credit cards

The Guild accepts Paypal and most major credit cards, in addition to paper checks, for the payment of annual dues. This should make it more convenient for members to pay dues.

The Forum

The Guild of Metalsmiths publishes The GoM Forum monthly. It is intended as a tool to further our educational mission, to keep members up to date on current happenings, to publicize projects and workshops, a place for all members to express their opinions, concerns, learn more about each other—in short, to help us run our organization.

Guild educational grants

There is grant money available for Guild members to study intermediate and advanced metalworking techniques.

The Guild educational grant program is designed to bring new skills into the metalworking community. Participants are given money to pay for a portion of their expenses and are expected to learn some new or poorly understood skill, and then to share what they have learned with other members and the public through an article in our quarterly magazine, "Metalsmith." They're also expected to lead a workshop on the topic (or other educational service approved by the board).

Application forms are available from the president or treasurer at a regular meeting, or by sending a self-addressed, stamped envelope to:

The Guild of Metalsmiths
PO Box 72
Hudson, WI 54016