

'The Forum'

May 2021



Vol. 23 No. 5

Visit our newly redesigned website at <https://www.metalsmith.org>

TGoM June 9 Membership Meeting Plan

For the June 9 membership meeting (barring any major changes in the pandemic) we will be gathering at "The Landing" in Shakopee (map below). Address: 2187 Highway 101 E, Shakopee, MN 55379.

We are following the Minnesota Department of Health guidelines as to how many people we have in attendance. Right now that is 50 people. To do this we need people to call or email and make reservations so we can track and manage this. Kim Maas has kindly volunteered to keep a list, including a waiting list of people who are sure they will make it. This will be managed as first come, first served, just to get that out there right away.

I realize this is frustrating, troublesome and possibly other things, but the planning committee feels this is the most responsible way to have an in-person meeting at this time.

Kim's phone number is 651-328-7219. She can be emailed at the Guild volunteer email address of tgom.volunteer@gmail.com. We will be sending out a notice on the bellows as well. If conditions change, either better or worse, we will then have the contact info for attendees.

For the meeting itself Myron will bring a forge and demonstrate either leaf keychain fobs, or callalilies, and Bob Brown will demonstrate the blown over leaf scroll, as was used in Mark Pearce's candelabra and is used in railings fences and grills.

There will be No Pot Luck.

Bring food & drink only for yourselves, or eat beforehand. Again, this is due to pandemic concerns. We have lost too many people to not take this simple precaution. We will need to socially distance ourselves, and we strongly encourage the use of masks.

I want to see everyone, but for a long time to come, not just right now.

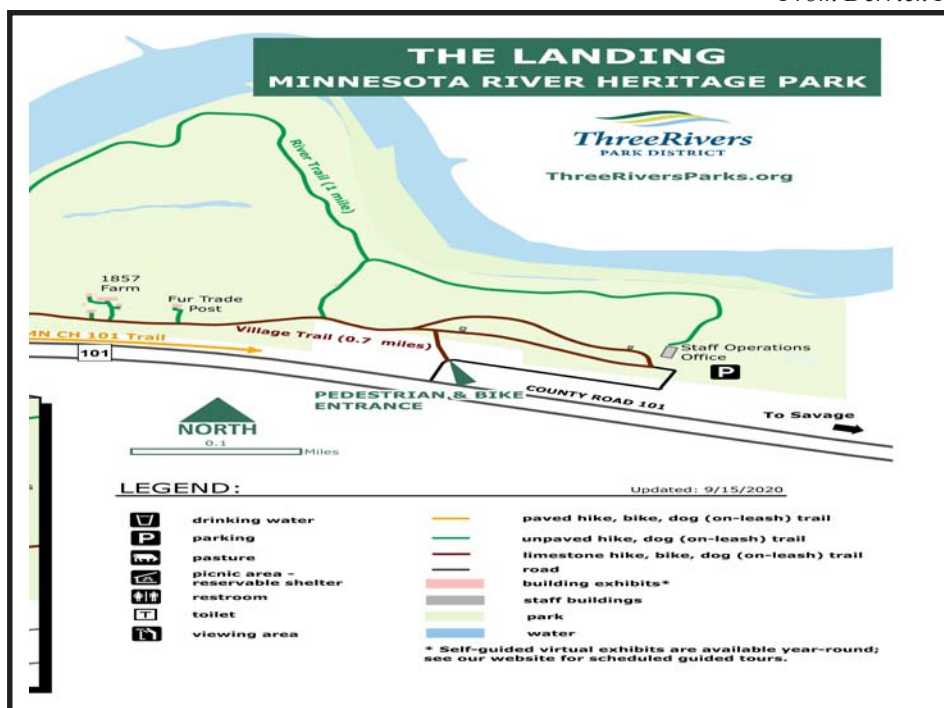
Please call or email Kim Maas and get your names down if you plan on attending.

View the Three Rivers Parks website (of which The Landing is a part) at the link below:

<https://www.threeriversparks.org/location/landing>

Thank you for your continued patience. Watch the June Forum for any changes.

— From Derrick Phillips



TGoM Spring Hammer-In June 18, 19, 20

See page 3 for full details on the plan for TGoM to host our new spring hammer-in at the Nowthen Blacksmith Shop at the Nowthen Threshing Show grounds in Anoka MN.

Are you looking for Volunteer Opportunities?

Are you looking for volunteer opportunities and not sure whom to talk to?

Contact: Kim Maas, Volunteer Coordinator at:

tgom.volunteer@gmail.com or call 651-328-7219.

New website for TGoM online now!


I am happy to report a new website for The Guild has been created by Webmaster Craig Snyder.

Craig has spent much time on the redesign of our website. We are eager to share it! Click the link below to view and participate!

<https://www.metalsmith.org>

— Peter Bettenberg, TGoM Communications Services Chair

Meet the Instructor: Larry Wasmund



Q: How long have you been blacksmithing? Teaching?

I have done some form of metal smithing since 1973, although I did not realize that is what it could be referenced as. I was heating iron or steel and shaping it to what I wanted it to appear as or to do a specific purpose. It was not until 2007 I realized that was a form of smithing. I joined the Guild that September, and you all have been part of my life since. I started teaching in 2008 as an associate instructor immediately after taking the

beginner's class. I have taught or helped teach 4-8 separate class units each year. I created a teaching classroom at my home and hold Guild classes in my shop 3-4 times a year. I also travel around to fairs and shows with my portable smithy to teach or demonstrate blacksmithing to the public and promote the Guild and our Craft.

Q: What drives you to teach?

I enjoy teaching (sharing my knowledge) to anyone and everyone that asks. That is not limited to just blacksmithing.

My thoughts on teaching go all the way back to high school, when as a senior I had the opportunity to help my industrial arts teacher with a class of junior high students learning the craft of woodworking. I have for as long as I can remember had a thirst for knowledge in everything I touch. Once I know it, I am always willing to help others learn, and I am competitive enough to challenge them to learn more.

Q: What is the most common misconception that novice smiths have about the craft?

I think that the novice smith has the misconception that it is just heat and hit til it looks like what you want. Once they try they realize it is much more than that. Like myself, very few of the beginners have ever used a coal fire as a heat source. In most cases it has been some form of fuel gas flame which is harder to maintain an equal heat over any length.

Q: Any tips for a new blacksmith?

Heat until it's hot and don't be afraid to heat it again. Most new smiths do not get the metal hot enough to begin with and continue to pound long after the steel has cooled too far to forge.

Q: What is the most important quality of a successful blacksmith?

Hammer control. This is not only controlling where the hammer strikes but also learning how to swing the hammer with the correct or enough force to shape the full depth of the steel into its core. You also need to learn the softer blows of planishing to finish.

Q: What is your favorite thing to make? Most challenging project (tried or accomplished)?

Of all the items I have made over the years, I think my favorite item to make is a fire poker with the handle having some form of animal head. My favorite animal head is of a Ram, although I believe to this day the best looking poker I ever made was an 8-point buck with an antler spread of about 2-1/2 inches. I brass-brushed the antlers and silver-brushed the head while the rest of the shaft had reversing twists and an oil finish.

Q: Who did you learn from? Is there a memorable lesson or anecdote you'd like to share?

My brother-in-law (Denis Meist) who is in the Guild, introduced me to the coal forge but I credit the basic knowledge to the late and great Richard Herman.

Q: Finish this sentence: If I wasn't 'smithing, I would be...

I forge, I weld, I build trailers, I work with wood, so I have many irons in the fire so to speak, but if I was not forging I would most likely be building oak furniture. I love the look of solid oak furniture. I have made several items for my home that are used often.

Spotlighting a member of The Guild of Metalsmiths who has generously shared knowledge, talent, and time as a class instructor for TGoM.

*...sharing our
passion for
metalworking!*



Larry's portable smithy



Larry's fireplace poker
with moosehead handle

Annual TGoM Spring Hammer-In is On! June 18, 19, 20 at Nowthen

The annual TGoM Spring 2021 Hammer-In is scheduled for June 18, 19, 20 at the Nowthen Blacksmith Shop!

Days and times

- Friday, June 18: 7:30-11:00pm
- Saturday, June 19: All Day
- Sunday, June 20: 8am till 3:00 pm.

Hot stuff will be happening at the annual Spring Hammer-in taking place at the Nowthen Historical Power Association Blacksmith Shop (map below) where we will focus our efforts on the Fall Conference contest: Fire Place Tools.

Come and hang out with a bunch of your friends, make new friends, and share/learn some new skills. Beginners/Newbies highly welcome to come and try your hand at smithing.

Camping on-site is available Friday & Saturday night on primitive sites. Port-a-potties on site. Five forges are open for use. Coal will be provided.

Bring any examples you have to share with others. Bring your own tools if you have them. Some limited steel stock is available, but if you need specific sizes feel free to bring your own steel. Scrap pieces ok.

This year come as long as you feel comfortable and can maintain the state COVID-19 guidelines. If not comfortable, do not come. This event will hopefully give you some inspiration to help you to come up with your own design for the Fall Conference contest and help you learn how to make it.

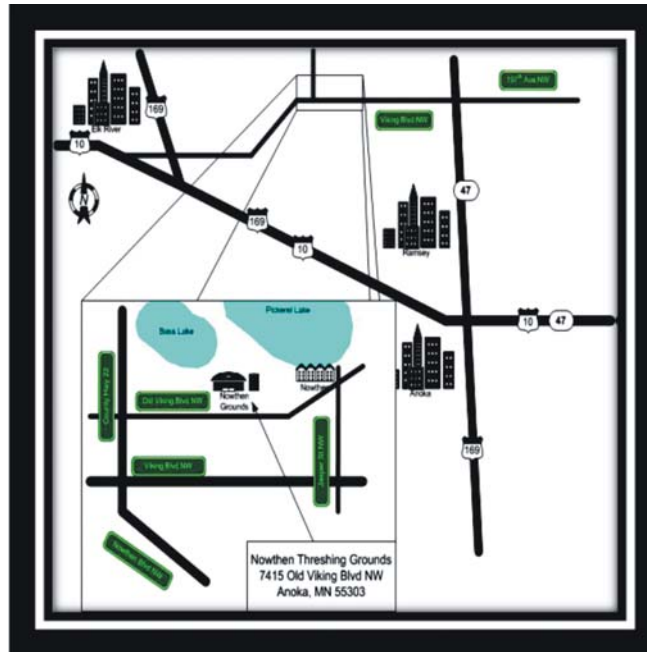
If you have some skills in the creation of fireplace tools and would like to demo or have any questions about the event, please contact:

Wayne Olson at 320.280.0100 wayneolson10@gmail.com.

There is no charge to participate in this event.

The Nowthen Power Show grounds are located at 7415 Old Viking Blvd, Nowthen, MN. A fine example of fireplace tools can be forged for the Fall Conference contest. I plan on arriving around 4:30 pm for anyone that wants to help set up. Your help is welcome.

See ya there!



Volunteer Opportunity

The Guild of Metalsmiths is a Nonprofit Organization Relying 100% on Member Volunteers.

Paul Widenhoefer and Larry Wasmund are creating a new committee and are looking for volunteers to join the team.

Position: Partnership Committee Members.

Requirements/Qualifications: Outgoing personality.

Specific Tasks and Responsibilities: The Partnership Committee will be contacting current site partners to maintain the ongoing relationships. Research potential new site partners. Contact potential partners and start establishing a relationship.

Why Should You Join the Team? You will be able to contribute your ideas for potential site partnerships and learn about current site partnerships.

Contact: Paul Widenhoefer
952-930-0070
pwidenhoefer@gmail.com
Larry Wasmund
507-469-0205
poundedtreasures@gmail.com



Membership Perks: Discounts



The following companies are extending discounts to The Guild of Metalsmiths members. You will need to ask for their Guild of Metalsmiths discount, show your membership card, and a Picture ID.

These discounts are a gift to us and can be taken away if they are abused. If you have a hobby shop, no problem. If you are a professional with a few employees, no problem. What is not fair, is turning yourself into a dealership by reselling/trading products that you have purchased with our discount or being a big company and using our discount for your bottom line. Please don't ruin this for everyone. These businesses deserve our recognition and patronage:

Please see The Guild of Metalsmiths website (<https://www.metalsmith.org>) for additional information regarding discounts and products available. The Guild of Metalsmith > Home > About > Friends of the Guild: Discounts.

Carhartt - Carhartt at Work Program

Coon Rapids, MN 952-885-8000
Bloomington, MN 612-328-6422 www.carhartt.com
Everyday discount: 15% off most items except Fire Retardant 10% off. Until November 15th, 2020 - 25% off most items.

Minnesota Glove & Safety & Bob's Workwear

West St. Paul, MN
651-552-8840 www.minnesotaglove.com
10% discount off merchandise not already on sale or discounted

Smith-Sharpe Fire Brick Supply

Minneapolis, MN 612-331-1345 866-545-6743
www.ssfbs.com
One discount "level" better than the "normal level" discount on quantity/type of product purchased. Discount average is about 10%.

Garelick Steel Company

Minneapolis, MN 612-521-8857 888-521-8857
www.garelicksteel.com
10% discount for members

Fastenal

Eagan, MN 651-452-7600 www.fastenal.com
Several locations throughout the Twin City Metro Area. Check the website for their location near you or call. 10% off published website prices, except power tools. Applies to store or online shopping.

Mississippi Welders Supply

Seven locations between MN & WI.
800-657-4422 www.mwsc.com
See website or phone book for locations. 15% discount on gases and most instore items that are not already marked as a sale item or already at a discount from MSRP for members.

Toll Gas and Welding Supply

Eight Twin City metro locations.
763-551-5300 www.tollgas.com
See website or phone book for location near you. 10% discount gases and most in-store items for members.

Oxygen Service Co.

St. Paul, MN 651-44-7273 800-774-1336
www.oxygenservicecompany.com
15% discount on gases and most items that are not already marked on sale for members.

In case you missed this article in the April Forum, we're repeating it this month. Check out our newly designed website!

The Guild of Metalsmiths has a newly redesigned website!

About three years ago the Board recognized our website needed a facelift. While it had served us well for many years, it lacked the appeal and features of modern websites, was becoming increasingly unstable and unresponsive, and certain features were troublesome to maintain. After many meetings and conversations, it was decided that Craig Snyder, who had recently become The Guild's webmaster, would make the necessary changes to the website.

And you will notice some substantial changes! The Web Forum is no longer a feature of our site. There was a time that our message board was considered an important resource, but activity had dwindled to almost zero. Other means of communication have superseded it, such as The Bellows email list, **THE FORUM**, and **METALSMITH** magazine. Additionally, there was a cost in money and time to supporting a secure message board that could better be spent elsewhere. Craig and I retain access to the message board archives and will look at sharing some of that information via other channels.

We added a page about Member Awards, including a history of the Juare-Hubler Award recently written by Dave Mariette. Thanks to Pete Stanaitis for recommending this addition. The page includes a link to Pete's video of Ollie Juare.

You will also notice that the **METALSMITH** magazine archives are not currently accessible. We are working on that!

While it remains a work in progress, I am very happy with our progress so far. We still need to update some material, and we will no doubt identify and need to resolve some issues, but that's just how these things go! Thanks for your patience and your ongoing support!

Check it out if you haven't been out there recently:

<https://www.metalsmith.org/>

— Peter Bettenberg, TGoM Communications Committee Chair & **METALSMITH** Lead Editor

Our neighborhood of smiths

The Guild of Metalsmiths (TGoM)

All membership meetings are the second Wednesday of February, April, June, August, and October, except December. For these meetings a potluck meal begins at 6:30 pm and the business meeting begins at 7, with a demonstration or activity starting around 8 (times approximate). To check your membership expiration date, see the mailing label on your latest copy of "Metalsmith."

President: Larry Wasmund Vice-President: Paul Widenhoefer
poundedtreasures@gmail.com pwidenhoefer@gmail.com
612-599-4762 952-930-0070

Our website is: <http://www.metalsmith.org>

Badger Blacksmiths meetings

Our contact information:

President: Dave Weiss Newsletter editor: John Grump
715-379-5007 715-829-4559
diamondmetalworks13@gmail.com johngrump@att.net

Badger website: <https://sites.google.com/site/badgerblacksmiths/>

Lake Superior Metalsmiths

Lake Superior Metalsmiths (LSM) meet the fourth Saturday of the month. Potluck at noon with meeting to follow.

Contacts are:

Charley Brown, President, CharleyRB@charter.net, 218-428-7906
Dave Hanson, VP, duluthblacksmith@yahoo.com 218-391-4466

Northern Minnesota Metalsmiths

The NMM meets the first Monday of the month at Lake Itasca Region Pioneer Farmers (LIRPF) show grounds, 1/4 mile east of the north entrance to Itasca State Park.

Contact Keith Johnson for monthly specifics at keith@greatriverforge.com. The NMM's website is www.nmmetalsmiths.org

Central Minnesota Blacksmiths (CMB)

Meet on the first Monday of each month. Potluck followed by demo. Locations are different every month so please call or write for info

President: Ken Zitur
320-746-8161

mail@kensiron.com

Chicago Avenue Fire Arts Center (CAFAC)

Quarterly blacksmithing classes, exhibits, and open house events
www.cafac.org email: info@cafac.org

Tunnel Mill Crafts

Blacksmith shop, traditional iron work, classes
Located 20 miles south of Rochester MN, near Spring Valley MN
507 289-4189 or 507 289-5246

Carol Adams jc-adams@msn.com,
<http://www.tunnelmillcrafts.com/>

Sandy Lake Forge on Raspberry Island

Blacksmith shop offering classes, workshops and more. See raspberrylakefolkschool.blogspot.com for details or call: 218-851-6085

Gary and Janet Hill Raspberry Island
50569 218th Place McGregor, MN 55760

Tunnel Mill Crafts 2020 Classes and Events

We are located in southern Minnesota near Spring Valley. For more information on any of the classes or to register, contact us at ic-adams@msn.com, or call 507-289-4189 Carol Adams.



Check the Tunnel Mill website for full details: www.tunnelmillcrafts.com

Featured 2021 Classes

QUILT RETREAT IN THE COUNTRY

MAY 21, 22, & 23, 2021

Come to Tunnel Mill for two lovely days in the country and a two day quilt retreat!

CHASED BOSS ON FERRULE and DECORATIVE JEWELER'S OR FRET SAW FRAME

Tom Latane'

June 5-7, 2021 and June 8-12, 2021

These two related classes will run consecutively. Though priority will be given to those signing up for both classes, either class could be taken singly.

CHASED BOSS ON FERRULE Length: 3 DAYS

Suitable for the handle of a tool or knife, this piece will be used on the saw frame by students taking both classes. Students will forge, heat treat and grind tools which they will then use to chase a stylized acanthus design on a bulbous section forged and filed on the end of a 3/4" bar. The boss will be drilled and chiseled to receive a tool tang before being cut from the bar. A ferrule will be fire brazed to the boss to complete the project.

DECORATIVE JEWELER'S OR FRET SAW FRAME Length: 4 Days

Designed to incorporate the boss described in the first class description, this frame can be fitted with a simpler ferrule by anyone not taking the other class. The frame will include a wider section at the top suitable for decorative profiling and piercing. The end opposite the handle will be fashioned with a square mortise to receive a threaded section with a wingnut for tensioning the blade.

Both ends will have thumb screws for clamping blades.

DAMASCUS AXE

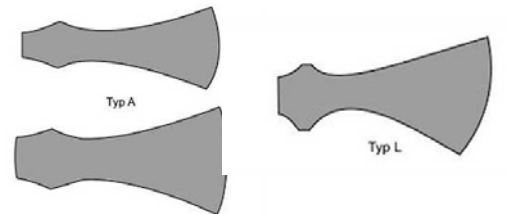
Ric Furrer

August 20, 21 and 22, 2021

Returning PBS Nova celebrity for his expertise with the Viking swords and his knowledge and experience in Damascus, heat treating, and pattern welded steel. You will should do axes with pattern-welded edges. Starting with a billet of mild steel you will forge out a mirror image axe shape in preparation for folding and welding.

Using this method we form the eye for the handle with the fold rather than a chisel and drift.

Once the axe blank is rough forged to shape you will weld up a small billet of layered steel which will become the inserted edge. In this way you get the experience of pattern-welding as well as axe making.



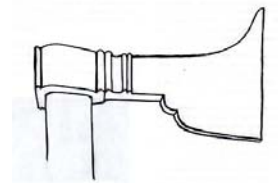
SMALL AXE HEAD for NORWEGIAN STYLE WALKING STICK

Tom Latane'

September 10, 11 and 12, 2021

Students will each forge a small axe head like those used on some eighteenth century walking sticks in Norway. These walking sticks were called Bergmannsstav in Norway where they are thought to have been introduced by German workers in the mining district.

The eye can be forge-welded or punched depending on preference.



Tunnel Mill Annual Fall Gathering

October 1, 2 and 3, 2021. Check back for details.

Directions to Tunnel Mill:

Tunnel Mill is located 20 miles south of Rochester Minnesota. Take Hwy 63 out of Rochester to Stewartville, turn east on Hwy 30 to County Highway 1 (approx 5.5 miles). Turn south on County Highway 1. Follow CO HWY 1 6.5 miles to Tunnel Mill on the left side of CO RD Call about camping on the grounds. 507-378-4983 or 507-289-4189, Carol Adams. Lodging available in Spring Valley, 5 miles further south on CO RD 1.

Goings on...a listing of TGoM events at a glance



- All membership meetings are the second Wednesday of February, April, June, August, and October. Date for December will be announced. For these meetings a potluck meal begins at 6:30 pm and the business meeting begins at 7, with a demonstration or activity starting around 8 (times approximate).
- Education Comm. meets first Thursday of each month. Contact Christina Dodge, co-chair: christina.guildmbr@gmail.com
- Program Comm. meetings are 7 pm the third Thursday monthly. Derrick Phillips, chair DerrickPhillipsA3o3@gmail.com
- All board meetings are the second Wednesday of January, March, May, July, September, and November. Potluck meal begins at 6:30, with meeting starting at 7 pm.

May Events

None scheduled

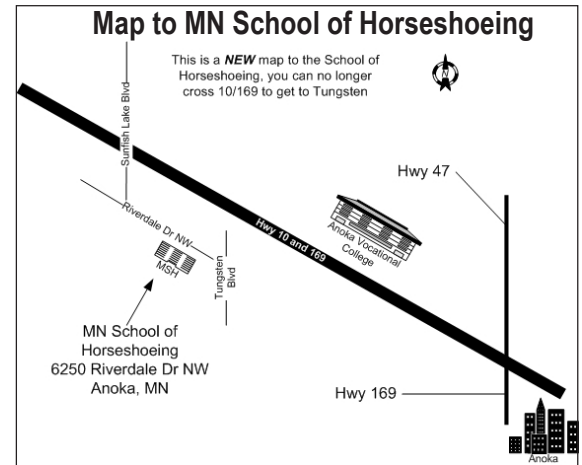
June Events

June 9, TGoM Membership Meeting, The Landing in Shakopee

June 18, 19, 20, Annual TGoM Spring Hammer-In, Nowthen Blacksmith Shop

July Events

None scheduled



Join The Guild of Metalsmiths

Send \$30 dues to the address below. Please circle if you want to be listed in our membership directory and/or check items you don't want listed.

The Guild of Metalsmiths
PO Box 72
Hudson, WI 54016

List Me

in the directory
but don't list

address - phones: home - work - fax - cell - email - web page
(circle items above you DO NOT want published)

Don't List Me

in the Directory

Name: _____

Email address: _____

Address: _____

City, State, Zip Code: _____

Primary phone: _____ Secondary phone: _____

All memberships are family memberships. Persons of all ages, professionals and hobbyists, are invited to join.

We do not sell our mailing list.

ELECTRONIC FORUM

If you have not been receiving an email notification that The Forum is available, please verify that we have your correct email address. Contact Gordon Barr at agbarr@aol.com.



Address Service Requested

If you have items to be included in *The Forum*, please send them to Georgia Myers, editor, by email to: gldmyers@embarqmail.com by the third Monday of the month, if possible.

The Guild of Metalsmiths on the web

Visit our website at <http://www.metalsmith.org>

Looking for something? Try the search engine. On our home page, at the top of the right sidebar, enter your query and click on "Search."

May 2021

Your membership expiration date will show on the address label of your quarterly "Metalsmith" magazine.

TGoM now accepts Paypal and most major credit cards

The Guild accepts Paypal and most major credit cards, in addition to paper checks, for the payment of annual dues. This should make it more convenient for members to pay dues.

The Forum

The Guild of Metalsmiths publishes The GoM Forum monthly. It is intended as a tool to further our educational mission, to keep members up to date on current happenings, to publicize projects and workshops, a place for all members to express their opinions, concerns, learn more about each other—in short, to help us run our organization.

Guild educational grants

There is grant money available for Guild members to study intermediate and advanced metalworking techniques.

The Guild educational grant program is designed to bring new skills into the metalworking community. Participants are given money to pay for a portion of their expenses and are expected to learn some new or poorly understood skill, and then to share what they have learned with other members and the public through an article in our quarterly magazine, "Metalsmith." They're also expected to lead a workshop on the topic (or other educational service approved by the board).

Application forms are available from the president or treasurer at a regular meeting, or by sending a self-addressed, stamped envelope to:

The Guild of Metalsmiths
PO Box 72
Hudson, WI 54016