

'The Forum'

January 2022



Vol. 24 No. 1

Visit our website at <https://www.metalsmith.org>

Juaire/Hubler & President's Award recipients for 2021

The Guild of Metalsmiths presented our annual Juaire/Hubler Award at the annual meeting held on December 9 at the CSPS Hall during our holiday gathering there. The Board of Directors were proud to present Pieter Maas with that distinction for his many years of contributions to TGoM. Also at that meeting, Dave Gavin was presented with the President's Award by President Larry Wasmund.



TGoM President Larry Wasmund presented Pieter Maas with the annual Juaire/Hubler Award for his time and knowledge given to The Guild of Metalsmiths over the past 27 years.



TGoM President Larry Wasmund presented Dave Gavin with the President's Award for his contributions made in support of the Guild and its membership.

2021 Juaire/Hubler Award

To Pieter Maas for all you have given of yourself, both in time and knowledge, for your many years of service to the organization, and for your enthusiasm for the craft of blacksmithing, the membership of The Guild of Metalsmiths present to you this, the highest honor to be given by the Guild now, and to others in the future in your name.

2021 President's Award

To Dave Gavin in recognition for your outstanding contributions made in support of the Guild and its membership. Our organization would not be what it is without your selfless gifts of time, support and enthusiasm. Your service and continued dedication stand as an example for us all. Not all great works are wrought in iron

The Guild of Metalsmiths

2021 TGoM Annual Meeting Results

The December 5 Guild holiday gathering/annual meeting was anticipated by most members and families. Attendance was noticeably smaller than in previous years, due to COVID-19 once again. Regardless, we met, we indulged in a fine spread of delectable dishes, and we determined who our slate of officers and board members would be for 2022. In short, there is only one change: Peter Bettenberg has left his Communications Committee position, and Kim Maas has agreed to replace him for the 2022 term. Thank you, Peter and Kim! Below are the Officers, Board of Directors, and Committee chairs for 2022. The membership sincerely thanks all of you for your volunteerism.

2022 Officers

Larry Wasmund, President
Paul Widenhoefer, Vice-President
Taya Gavin, Treasurer
Richard Zielike, Recorder

Board

Christina Dodge
Derrick Phillips
Gordon Barr
Jesse Gavin
Mark Lockwood
Martin Masters

Committees

Programs: Derrick Phillips, Co-Chair; Mark Lockwood, Co-Chair
Education: Christina Dodge, Co-Chair; Wayne Olson, Co-Chair; Marty Masters, Vice-Chair
Long-Term Planning: Paul Widenhoefer, Chair
Membership: Gordon Barr, Chair
Volunteer Coordination: Kim Maas, Chair

QUICKNEWS...

Beginning Blacksmithing Classes Winter 2022 are full!

Trivet Class Jan. 16, 2022
Registration info on page 2.

Bolt Jaw Tongs Class Jan. 29, 2022
Registration info on page 2.

Brass & Copper Decorative Techniques Feb. 12, 2022
Registration info on page 3

Forge Welding Class Feb. 26-27, 2022
Registration info on page 3

Scandi-style Knife Class March 5 & 6, 2022
Registration info on page 4

February 9 TGoM Membership Meeting

The Program Committee is working hard to set our February 9 membership meeting location. As of Dec. 31, 2021, due to the unprecedented times we're trying to work with (COVID-14), we do not yet have a meeting location. We will contact the membership as soon as our location is determined, by sending an email via the bellows. We will also update our website with that info. Keep an eye on it: <https://www.metalsmith.org/meeting-recap/>

Happy New Year!

Trivet Class

Date: Sunday, January 16, 2022, 9 am to 5 pm

Location: Minnesota School of Horseshoeing (map page 7)

Cost: \$65

Instructors: Derrick Phillips, (651) 230-2363, DerrickPhillipsA3o3@gmail.com
David Skaurud, (218) 849-4630, skaurud.gom@gmail.com

Class size: Maximum students: 8 Minimum students: 4

Class Description: This is a one-day class to practice basic blacksmith skills and introduce tenon joinery. The project will be to forge 3 identical pieces, including slotting & drifting holes, and forging & sizing tenons to complete a basic trivet.

This class is good for nearly all skill levels. The simple design of this trivet allows for achievable joinery with moderate blacksmithing skills and the tools provided in the class. The design is easily adapted to challenge the experienced/advanced smith, too – a few options will be provided, or bring your sketches and ideas!

Tools and Equipment or other items participants are to bring to the class:

Favorite hammer and tongs for forging 1/2" square bar. Punches, drifts, and tenon-shaping tools will be available for use during the class. Stock will be provided.

Safety Equipment: the usual for forging with coal: safety glasses, hearing protection, clothing of natural fiber with no cuffs or fraying, and leather boots or shoes.

Lunch arrangements: BROL or fast food locations nearby

To register for this class, please send a check for \$65 written to The Guild of Metalsmiths with your name, address, email, and phone number to:

Christina Dodge
17645 Baugh Street
Ramsey MN 55303

Questions: Contact Christina Dodge, class champion

Acceptance priority for this class will be determined by postmark.



Trivet



Scroll-leg style trivet

Bolt Jaw Tongs Class

Location MN School of Horseshoeing in Anoka (map page 7)

Date of class January 29, 2022

Time: 8:30 – 4:30

Instructor Dave Gavin – Jesse Gavin assisting and class champion

Class size: Minimum 4, maximum 8

Cost \$65

Class Description – The tongs class is going to highlight the 3/4" bolt jaw tongs, but as the student signs up for the class, we'd like them to tell us what size bolt jaw tongs they'd like to make. Sizes for 1/2" material – or pick a size between 1/4" and 1/2" We will have the appropriate stock and dimensions ready for all to follow the process along. Sizes are from 1/4" on up to ~1.25" - larger could be made if you have the need for them.

Tools to bring – proper safety attire, favorite hammers, tongs to hold 5/16" X 3/4" & 1/4" flat stock, hot cut chisel, files – flat, half round, round

Suggested tools – an arm that is in shape to be able to swing your favorite hammer

Lunch: Local restaurants or bring your own

To register for this class – send a check for \$65 payable to "The Guild of Metalsmiths" along with your phone number and email address to

Jesse Gavin
N8214 330th street
Spring Valley WI 54767

Questions: 715-808-5891

Acceptance priority for this class will be determined by postmark.



Are you looking for 'Volunteer Opportunities'?

Are you looking for volunteer opportunities and not sure whom to talk to?
Contact: Kim Maas, Volunteer Coordinator at:
tgom.volunteer@gmail.com or call 651-328-7219.

Brass & Copper Decorative Techniques

Saturday, Feb 12, 9 am to 4 pm (correction from previous info printed in Dec. Forum)

Instructor: Sara Gries

Cost: \$65

Class size: Maximum students: 10 Minimum students: 5

Location: Guided Salvage Antiques, 4430 Lyndale Avenue North, Minneapolis, MN 55412 (map below)

Description: Sara Gries will share what she's learned from years of exploring/experimenting with brass and copper, specifically for this class the decorative potential of various processes: etching, creating patina (coloring) by means of chemical or heat reaction ("flame coloring"), plating and removal/abrasion. In addition, she will share tips for design (how to transfer your idea to the metal, how to make curves and fine areas appear visually smooth and balanced) and will demonstrate the practical application of cutting, piercing, and contouring techniques.

This is not a project class, but you'll have several "samplers" to take home as you, too, explore the potential to apply these techniques to your jewelry, knife-making, tinwork, or copper smithing. There is no pre-requisite of skills for this class. Just bring your curiosity and safety glasses. We'd like to limit it this first time to adults, as chemicals and a micro-torch will be used for a few techniques.

Tools and Equipment or other items participants are to bring to the class:
None

Safety Equipment: Safety glasses

Lunch Arrangements: bring your own or take-out from a local establishment

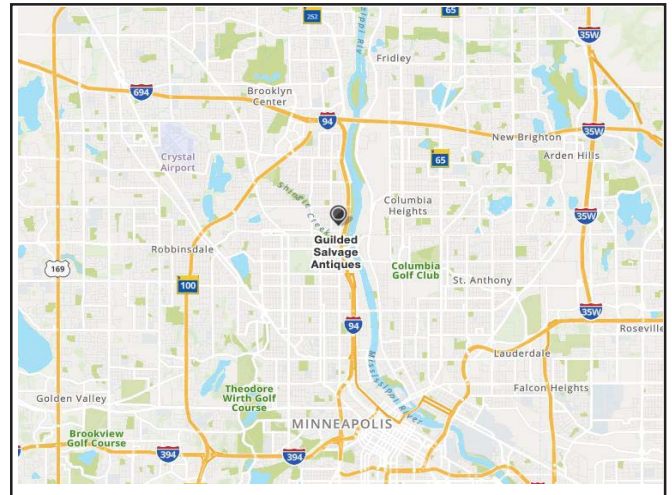
Acceptance will be based on the postmark date of the tuition check and membership status — Guild members have priority for registration—and will be confirmed by a letter.

To register for this class, send a check for \$65 written to The Guild of Metalsmiths, along with your phone number and email address, to:

Christina Dodge christina.guildmbr@gmail.com

17645 Baugh St NW

Ramsey, MN 55303



**Guided Salvage Antiques, 4430 Lyndale Avenue N,
Minneapolis, MN 55412**

Acceptance priority for this class will be determined by postmark.

Forge Welding Class

Saturday & Sunday, February 26 & 27, 9:00-5:00 each day

Instructor: David Mariette, anvildancer@gmail.com & Gordon Barr, agbarr@aol.com

Location: Minnesota School of Horshoeing (map page 7)

Cost: \$160 member, \$180 non-member

Maximum students: 8, Minimum: 6

Forge welding. So, you've seen it done. It looks so easy. Why doesn't it work for me, you ask? David will seek to dispel the mythical mysticism that seems to surround this technique and give you the tools you need to begin forge welding. Like many things, there is no magic bullet. It is a compilation of doing everything right, not just one thing. Starting from the ground up learning to manage heat, you'll begin with some basic welding, and as you gain some experience move on to a few more advanced welding configurations. Possible projects this year: a flux spoon, tripod, chain, leaves & tendrils "bouquet" and if time allows, a basket twist.

Prerequisite: Solid basic forging experience. We'll be using coal forges.

Advanced forge welding skills option:

Have you taken this class in previous years, or done some simple welds but nothing since? David will teach advanced techniques (concurrently with the basics) for those who have done forge welding and would like to progress their skills. Please let us know when registering.

Safety Equipment: The usual. Eye and ear protection. No flammable clothing. Leather work boots. Since we are forge welding and there will be more sparks than usual, students should dress with that in mind. Bring an apron if you have one.

Tools and Equipment: Hammer & tongs (for stock sizes to be listed in an acceptance letter). As part of the cost of the class, students will be provided with their own wire "scratch" brush and a 1-lb. can of EZ Weld. Stock is provided.

Lunch arrangements: Bring a bag lunch or visit one of the area restaurants.

To register for this class, send a check payable to "The Guild of Metalsmiths" and your contact information to:


Christina Dodge

17645 Baugh St NW

Ramsey, MN 55303

Contact Christina with questions at christina.guildmbr@gmail.com

Registration for this class will be determined by postmark and confirmed with an acceptance letter. Guild members have priority.



Beginners Blacksmithing Classes Winter 2022 are filled! Contact Gordon Barr with questions:
agbarr@aol.com

Scandi-style/ bushcraft knife class

Date: March 5 & 6 from 9:00-5:00 each day
Instructor: Paul Widenhoefer, 612-408-5007, pwidenhoefer@gmail.com
Location: MN School of Horseshoeing (map page 7)
Cost: \$140 **Class size:** **Maximum students:** 8 **Minimum students:** 4



Class Desc: Are you afraid of being stuck in the wilderness with only a knife at your side? Or do you just want to carve some Dala horses with an authentic Scandinavian blade? Well we have the knife class for you! This class offering will be for making a scandi-style knife favored by woodworkers, campers, survivalists and woods men and women alike. We will be covering forging a blade, safety, grinding, knife steels, handles, heat treating, and sharpening for this useful and versatile blade. These are typically short blades 2" to 4" in length with a combination wood, bone, antler and/or leather handle. Sheathes will not be covered at this time. This is a 2-day class and will be held on March 5&6, 2021 at the School of Horseshoeing. Parent and child combos welcome; students under 18 need a parent or guardian over 18 onsite even if parent is not taking the class. Students should have at least basic blacksmithing skills. Cost is \$140 per student.

Instructor Paul Widenhoefer has been making knives for over fifteen years and has taught knife making classes for the Guild previously. He is also a member of the ABS (American Bladesmith Society). Students will be expected to bring safety equipment, favorite hammer, and any tongs for small stock you may have. Students should leave with one finished (or nearly finished) knife with a wood handle.

To register for this class: Send a check for \$140 written out to "The Guild of Metalsmiths" to:

Paul Widenhoefer
3618 Robin Lane
Minnetonka, MN 55305

Acceptance priority for this class will be determined by postmark.

TGoM committee chairs are looking for additional committee members

Education Committee Member


Attend monthly meetings on the 1st Thursday of the month. Participate in the planning of the classes and workshops.

For more information, contact: Christina Dodge, Education Committee Co-Chair, christina.guildmbr@gmail.com or Wayne Olson, Education Committee Co-Chair, wayneolson10@gmail.com

Program Committee Member

Attend monthly meetings on the 3rd Thursday of the month. Participate in the planning of the bi-monthly Members meeting. Participate in the planning of the fall conference.

For more information, contact Derrick Phillips, Program Committee Co-Chair, at derrickphillipsA3o3@gmail.com



Book review from TGoM's librarian

A book in TGoM's library that has never been checked out is "The Best of the Hammer" by Brian D Flax. Between 1976 and 1983 he published a newsletter for "The Middle Kingdom Armourers' Guild". They are part of the S.C.A. (Society for Creative Anachronism). Minnesota is part of the "Kingdom of Northshield". Our rulers are Valdimir III and Petranealla III (crowned September 8, 2018). Are you still with me? Well, these folks were born at least 400 years too late. They use terms like "helm", "heume" and "bascinet" to describe a helmet. These folks want to be knights.

Well, if you want to be a knight, you need armor. And that is what these volumes are about. How to make chain mail, breastplates, helmets and other armor. It's really fascinating how different members came up with different ways of making chain mail, and how to fasten it together (like riveting), how to taper the stuff so it fits you, and how to make your armor so that it articulates well. So here are the details on chain mail: if you use 14 gage wire, your links can be between 1/4" and 7/16" i.d.: each link being the same size, and each link connects with either 4 or 6 other links. One guy's mail weighed 50 pounds. That's a lot of links, and that was before he added his solid armor. I learned you had to wear the stuff almost weekly, or you would perform 'weakly' at a tournament.

It is fun reading. At first when they referred to someone as "Sir so and so" they meant real royalty, but I learned that each kingdom gets a new king and queen every six months.

Almost all of the writers are really good and interesting, but as this was done in the 70's, and as a hobby, most of the drawings are ok, but not of blueprint quality.

One thing that really stuck with me: If you are going to make a complete set of armor for someone, make sure that they are done growing!

Really, if you're interested, the Kingdom of Northshield has four events in February in MN, SD, and WI. We're probably not that different from them either. We make knives, tools, flowers and animals, and discuss whether gas or coal is better.

Volume 1 is 284 pages, with quite a few illustrations. Mostly hand drawn. Black and White.

-- Richard Zielike, TGoM Recorder AND Librarian!

NOTE: Richard hauls our tubs full of books to each of the Guild's events.



TGoM Membership Perks: Discounts

The following companies are extending discounts to The Guild of Metalsmiths members.

You will need to ask for their Guild of Metalsmiths discount, show your membership card, and a Picture ID.

These discounts are a gift to us and can be taken away if they are abused. If you have a hobby shop, no problem. If you are a professional with a few employees, no problem. What is not fair, is turning yourself into a dealership by reselling/trading products that you have purchased with our discount or being a big company and using our discount for your bottom line. Please don't ruin this for everyone. These businesses deserve our recognition and patronage:

Please see The Guild of Metalsmiths website <https://www.metalsmith.org> for additional information regarding discounts and products available. The Guild of Metalsmith > Home > About > Friends of the Guild: Discounts.

Carhartt at Work Program

Mall of America
144 North Garden Bloomington, MN 612-318-6422

or
Riverdale Village Mall
12680 Riverdale Blvd. Coon Rapids, MN 952-885-8000
15% on almost everything in the store, except Flame Retardant (FR) gear, which is 10% off whether you shop online or at Mall of America.

www.carhartt.com

Minnesota Glove & Safety & Bob's Workwear

West St. Paul, MN 651-552-8840
www.minnesotaglove.com

10% discount off merchandise not already on sale or discounted
Smith-Sharpe Fire Brick Supply
2129 Broadway St NE, Minneapolis, MN 612-331-1345
866-545-6743

www.ssfbs.com

The quantity of product purchased dictates the normal "Level" of discount. Smith-Sharpe Fire Brick Supply is offering one discount "Level" better to Guild members. It will vary with types of products, but may average about 10%.

Garelick Steel Company

Minneapolis, MN 612-521-8857 888-521-8857
www.garelicksteel.com

10% discount for members

Mississippi Welders Supply

Seven locations between MN & WI. 800-657-4422
www.mwsc.com

See website or phone book for locations. 15% discount on gases and most in-store items that are not already marked as a sale item or already at a discount from MSRP for members.

Toll Gas and Welding Supply

Eight Twin City metro locations. 763-551-5300
www.tollgas.com

See website or phone book for location near you. 15% off of gases and most in-store items, for Guild members.

Oxygen Service Co.

St. Paul, MN 651-44-7273 800-774-1336
www.oxygenservicecompany.com

15% discount on gases and most items that are not already marked on sale for members.

Our neighborhood of smiths

The Guild of Metalsmiths (TGoM)

All membership meetings are the second Wednesday of February, April, June, August, and October, except December. For these meetings a potluck meal begins at 6:30 pm and the business meeting begins at 7, with a demonstration or activity starting around 8 (times approximate). To check your membership expiration date, see the mailing label on your latest copy of "Metalsmith."

President: Larry Wasmund Vice-President: Paul Widenhoefer
poundedtreasures@gmail.com pwidenhoefer@gmail.com
612-599-4762 952-930-0070

Our website is: <http://www.metalsmith.org>

Badger Blacksmiths meetings

Our contact information:

President: Dave Weiss Newsletter editor: John Grump
715-379-5007 715-829-4559
diamondmetalworks13@gmail.com johngrump@att.net

Badger website: <https://sites.google.com/site/badgerblacksmiths/>

Lake Superior Metalsmiths

Lake Superior Metalsmiths (LSM) meet the fourth Saturday of the month. Potluck at noon with meeting to follow.

Contacts are:

Charley Brown, President, CharleyRB@charter.net, 218-428-7906
Dave Hanson, VP, duluthblacksmith@yahoo.com 218-391-4466

Northern Minnesota Metalsmiths

The NMM meets the first Monday of the month at Lake Itasca Region Pioneer Farmers (LIRPF) show grounds, 1/4 mile east of the north entrance to Itasca State Park.

Contact Keith Johnson for monthly specifics at keith@greatriverforge.com. The NMM's website is www.nmmetalsmiths.org

Central Minnesota Blacksmiths (CMB)

Meet on the first Monday of each month. Potluck followed by demo. Locations are different every month so please call or write for info

President: Ken Zitur
320-746-8161
mail@kensiron.com

Chicago Avenue Fire Arts Center (CAFAC)

Quarterly blacksmithing classes, exhibits, and open house events
www.cafac.org email: info@cafac.org

Tunnel Mill Crafts

Blacksmith shop, traditional iron work, classes
Located 20 miles south of Rochester MN, near Spring Valley MN
507 289-4189 or 507 289-5246
Carol Adams jc-adams@msn.com,
<http://www.tunnelmillcrafts.com/>

Sandy Lake Forge on Raspberry Island

Blacksmith shop offering classes, workshops and more. See raspberrylakefolkschool.blogspot.com for details or call: 218-851-6085

Gary and Janet Hill Raspberry Island
50569 218th Place McGregor, MN 55760

Tunnel Mill Crafts 2022 Classes and Events

We are located in southern Minnesota near Spring Valley. For more information on any of the classes or to register, contact us at jc-adams@msn.com, or call 507-289-4189 Carol Adams.



2022 Upcoming Classes and Events

Check the Tunnel Mill website for full details: www.tunnelmillcrafts.com

Community Education Classes

Beginning Blacksmithing 6:30-9:30 PM

Monday April 11, 18, & 25th 2022 3-night classes 6:30-9:30

Tuesday April 12, 19, & 26th, 2022 3-night classes 6:30-9:30

Official sign up is with Rochester(MN)Community Education. Contact me with any questions. Carol Adams: 507-289-4189

Candle-Holder with Saw-tooth Trammel

Tom Latané, April 22, 23 & 24, 2022

Tin smithing class

Kitty Latané, April 23 & 24, 2022

Exploring Forging Pattern-Welded ("Damascus") Steel

Jeff Harper, May 6, 7, & 8, 2022

Quilt Retreat in the Country

Start- Fri May 20, 2022 4PM, Ends- Mid afternoon Sun May 22, 2022

Repose

Douglas Pryor, June 2022 (Note: This is a Tentative Event)

Damascus Knife Making

Ric Furrer, August 12-14th, 2022 or August 19-21st, 2022

Directions to Tunnel Mill:

Tunnel Mill is located 20 miles south of Rochester Minnesota. Take Hwy 63 out of Rochester to Stewartville, turn east on Hwy 30 to County Highway 1 (approx 5.5 miles). Turn south on County Highway 1. Follow CO HWY 1 6.5 miles to Tunnel Mill on the left side of CO RD Call about camping on the grounds. 507-378-4983 or 507-289-4189, Carol Adams. Lodging available in Spring Valley, 5 miles further south on CO RD 1.

Information in this publication is provided as a service for our members. Members may submit items for sale and upcoming events that are considered relevant to our group, and they will be published as space permits. The Guild of Metalsmiths is not responsible for these items or events.

Goings on...a listing of TGoM events at a glance



- All membership meetings are the second Wednesday of February, April, June, August, and October. Date for December will be announced. For these meetings a potluck meal begins at 6:30 pm and the business meeting begins at 7, with a demonstration or activity starting around 8 (times approximate).
- Education Comm. meets first Thursday of each month. Contact Christina Dodge, co-chair: christina.guildmbr@gmail.com
- Program Comm. meetings are 7 pm the third Thursday monthly. Derrick Phillips, chair DerrickPhillipsA3o3@gmail.com
- All board meetings are the second Wednesday of January, March, May, July, September, and November. Potluck meal begins at 6:30, with meeting starting at 7 pm.

January 2022 Events

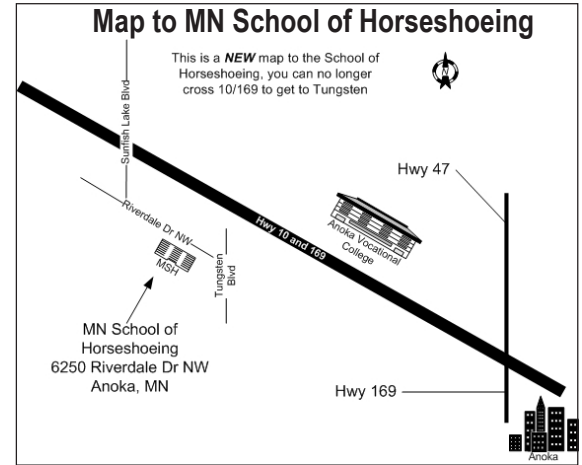
- Jan. 8, 15, & 22, Beginners Blacksmithing, MN School of Horshoeing-classes full!
- Jan. 16, Trivet Class, MN School of Horseshoeing
- Jan. 29, Bolt Jaw Tongs Class, MN School of Horseshoeing

February 2022 Events

- Wednesday, Feb. 9, TGoM membership meeting (details tba--watch our website)
- Feb 12, Brass & Copper Decorative Techniques, Minneapolis
- Feb. 26 & 27, Learn how to forge weld, MN School of Horseshoeing

March 2022 Events

- March 5 & 6, Scandi-style Bushcraft Knife Class, MN School of Horseshoeing



Join The Guild of Metalsmiths

Send \$30 dues to the address below. Please circle if you want to be listed in our membership directory and/or check items you don't want listed.

The Guild of Metalsmiths
PO Box 72
Hudson, WI 54016

List Me

in the directory
but don't list

address - phones: home - work - fax - cell - email - web page
(circle items above you DO NOT want published)

Don't List Me

in the Directory

Name: _____

Email address: _____

Address: _____

City, State, Zip Code: _____

Primary phone: _____ Secondary phone: _____

All memberships are family memberships. Persons of all ages, professionals and hobbyists, are invited to join.

We do not sell our mailing list.

ELECTRONIC FORUM

If you have not been receiving an email notification that The Forum is available, please verify that we have your correct email address. Contact Gordon Barr at agbarr@aol.com.



Address Service Requested

If you have items to be included in *The Forum*, please send them to Georgia Myers, editor, by email to: gldmyers@embarqmail.com by the third Monday of the month, if possible.

The Guild of Metalsmiths on the web

Visit our website at <https://www.metalsmith.org>

Looking for something? Try the search engine. On our home page, at the top of the right sidebar, enter your query and click on "Search."

January 2022

Your membership expiration date will show on the address label of your quarterly "Metalsmith" magazine.

TGoM now accepts Paypal and most major credit cards

The Guild accepts Paypal and most major credit cards, in addition to paper checks, for the payment of annual dues. This should make it more convenient for members to pay dues.

The Forum

The Guild of Metalsmiths publishes The GoM Forum monthly. It is intended as a tool to further our educational mission, to keep members up to date on current happenings, to publicize projects and workshops, a place for all members to express their opinions, concerns, learn more about each other—in short, to help us run our organization.

Guild educational grants

There is grant money available for Guild members to study intermediate and advanced metalworking techniques.

The Guild educational grant program is designed to bring new skills into the metalworking community. Participants are given money to pay for a portion of their expenses and are expected to learn some new or poorly understood skill, and then to share what they have learned with other members and the public through an article in our quarterly magazine, "Metalsmith." They're also expected to lead a workshop on the topic (or other educational service approved by the board).

Application forms are available from the president or treasurer at a regular meeting, or by sending a self-addressed, stamped envelope to:

The Guild of Metalsmiths
PO Box 72
Hudson, WI 54016