

# 'The Forum'

September 2023



Vol. 25 No. 9

Visit our website at <https://www.metalsmith.org>

## 46th Annual Fall Conference, aka 'The Madness' September 15th, 16th & 17th, 2023

### Featuring Blacksmiths:

**Glenn Horr** from Berkeley Springs, West Virginia and **Allan Kress** from Somerville, Alabama

- Including pre-conference class, gallery, silent & live auction, tailgating, onsite camping, great food, and events for the entire family!
- Submit your best "Key Fob or Leaves/Flowers" to the live auction for the chance to win cash prizes! Additional details on page 2.
- Free attendance for non-members on Saturday after 5 pm for viewing of the gallery & participation in the live auction. Come join us!

### Location:

The Pierce County Fairgrounds

364 N Maple St.

Ellsworth, WI 54011

Look for more information at our website:

<https://www.metalsmith.org/fall-conference/>

And check us out on Facebook: The Guild of Metalsmiths

### Conference Brochure

Our conference brochure has been mailed to all members, so take a look at the details. Registration form is in your brochure, which can also be found on our website here:

[2023 Fall Conference Brochure.](#)

### Direct questions or late registration options to:

Larry Wasmund, Guild President, 507-469-0205,

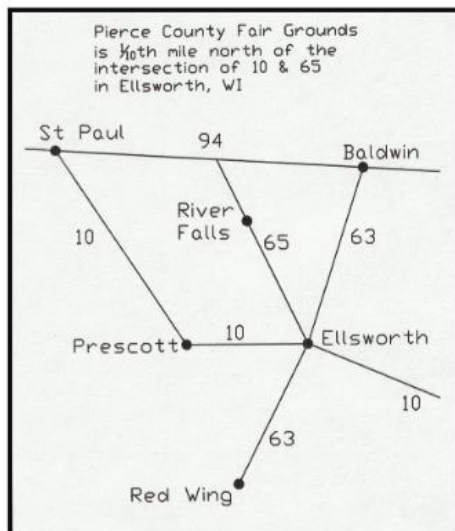
[poundedtreasures@gmail.com](mailto:poundedtreasures@gmail.com)

Derrick Phillips, Program Committee Co-Chair,

651-230-2363, [derrickphillipsA2o2@gmail.com](mailto:derrickphillipsA2o2@gmail.com)

Taya Gavin, Guild Treasurer, 715-781-4389,

[gavin1137@hotmail.com](mailto:gavin1137@hotmail.com)



## Thank you, **THANK YOU!**

On Wednesday, August 9, The Guild of Metalsmiths and families gathered to share one of the best days of the year for us: the 18th annual corn feed/hog roast/potluck meeting at the Dan and Louann Pate family farm. The Guild officially extends our heartfelt gratitude to them for allowing us to meet, greet, partake of traditional nourishment, and share their beautiful country estate! To name all the folks we should extend thanks to is impossible. So maybe the photos below will help. On the left is Derrick Phillips leading the meeting as we finish consuming our meals. Thank you, Derrick! In the center is Herb Fick (donated the hog) listening as Marty Masters details upcoming classes. Thank you Herb and Marty! On the right is Brendan Stevens giving a blacksmithing demonstration of a tomahawk. Thank you, Brendan! The gratitude for everyone involved in this happy event is absolutely unlimited. And we were told that the Pates are open for us to meet there again next year!



## QUICKNEWS...

### Fall Conference Contest

Only a few days left: Design & create a unique item for the conference; maybe win some cash! Details page 2.

### 2023 Fall Conference

**Dates:** September 15, 16, 17. Demonstrators: Glenn Horr, Berkeley Springs, WV, and Allan Kress, Somerville, Alabama. Check your brochure for full details.!

### 2023 Pre-Conference Class

The Education Committee announces a pre-conference 2-day class that focuses on decorative hinges with Glenn Horr, one of our conference demonstrators. Page 3 to register.

### Oxy/Acetylene Class

Register on page 3 for this year's Oxy/Acetylene Class scheduled for Oct. 14 & 15.

### Summer Volunteer Opps

Go to page 5 for the 2023 schedule of September demo opps.

### Register now for these 2 upcoming classes


1. **Pipe Tomahawk Project Class**  
Oct. 22 at the MN School of Horseshoeing. Register page 5.
2. **Hammer Rack Class** (Project/Joinery skills), 2-day class, Oct. 28-29, at the MN School of Horseshoeing. Register page 6.

### New 'Iron Menagerie' book

The new version of The Guild's IRON MENAGERIE workbook will be available at the fall conference!

Cost \$20 (+\$10 S/H if mailed).

Contact person: Peter Bettenberg  
[tgomeditor@gmail.com](mailto:tgomeditor@gmail.com)



## Fall Conference Contest Announcement

Design & create a unique item for one of two fall conference contests. Basic contest will be a **Key Fob Contest** and the advance contest a **Leafs/Flowers Contest**. You can enter one contest, not both.

- Contest is open to all.
- Must be made of metal. All entries must be donated to the Saturday auction.
- Auction sale price will determine winners.
- Contest cash prizes will be awarded.

Basic Contest cash prizes	Advanced Cash Prizes
First Place: \$50	First Place \$100
Second Place \$30	Second Place \$60
Third Place: \$20	Third Place \$40

## Hotels & Motels:

### Ellsworth, WI

**David Motel Lodge**  
W7670 US Hwy 10  
Ellsworth, WI 54011  
715-273-3333

### River Falls WI

**Best Western**  
100 Spring Street  
River Falls WI 54022  
715-425-1045

### Country Inn

1525 Commerce Court  
River Falls WI 54022  
715-425-9500

### Econo Lodge

1207 Saint Croix St.  
River Falls WI 54022  
715-426-8388

## HELP NEEDED!

Consider this: The Fall Conference is right around the corner. **We need folks to volunteer to help with the registration desk.** Please contact me with the date and time you are available to assist with this task, and we can find a slot for you. Email me at [TGoM.volunteer@gmail.com](mailto:TGoM.volunteer@gmail.com) or call 651-328-7219

Thank you for considering this urgent request!

Kim Maas, Volunteer Coordinator  
651-328-7219

## Pierce County Fairgrounds: Key below



### KEY

1. Seyforth Building - Kitchen & dining room
  2. Kenny Heinz Building - Demonstrator at the north & south ends of the building.
  3. Home Economics Building - Registration, Gallery, Library, location of Friday night "Gala."
  4. Location of Found Art on Saturday
- Dotted outline - Restrooms  
Tailgating located on the road south of picnic shelter.

## Winning t-shirt design

Sara Gries is the winner of the 2023 Fall Conference t-shirt design, shown below. She received a free t-shirt as her reward! These will be for sale at the Madness on September 15, 16, and 17. Congratulations and thank you, Sara!



## Family activities at the Madness!

### Simple wire jewelry

#### Saturday, 9 am

Learn how to make Simple Wire Jewelry. Bracelets: \$5, Earrings: \$2. Liz McLean, instructor.  
Class limits - 10 people per class. Pre-registration is not required. Pay Liz on the day of class. Cash only, no checks or credit cards.

### Popsicle stick crafts

#### Saturday, 9 am to 10 am

Have fun and make a craft using popsicle sticks. Terri Lind, instructor.

No fee. No class limits. Pre-registration is not required.

### Weave a potholder

#### Saturday, 1 pm to 2 pm

Weave a potholder using loops. Terri Lind, instructor.  
No fee. No class limits. Pre-registration is not required.

### Found art trailer

#### Saturday, 9 am to 4 pm

Herb Fick and company will weld whatever you find on the trailer into your art creation. Free. No limit to participants.



## 2023 Pre-Conference 2-Day Class - Decorative Hinges

Thursday & Friday, September 14 & 15, 2023, 8:00 am to 4:00 pm each day

Instructor: Glenn Horr, one of our 2023 Fall Conference demonstrators

Location: Pierce County Fairgrounds, 364 North Maple Street, Ellsworth WI (map below)

Class limit: Max 10

Cost: \$200 members; \$240 non-members

**Class Description:** This year's pre-conference class attendees will be making decorative hinges. Glenn Horr will be showing us the secrets to making decorative and workable hardware based on his years of experience.

**Tools & equipment students should bring to class:** Anvil and forge, tongs for flat stock (box jaw for 1-1/4" stock), cross peen hammer, 1/4" hole punch, center punch, hot cut chisel. optional: rounded edge chisel, wire brush.

**Safety:** Ear protection and goggles.

**Lunch:** bring a lunch or dine at one of the local establishments in Ellsworth.

**To register for this class:** Send a check written to The Guild of Metalsmiths and your contact info to:

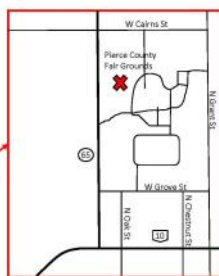
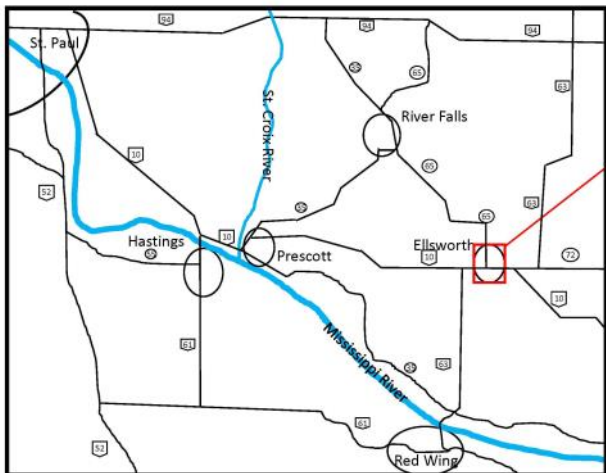
Marty Masters

395 Bucher Ave

Shoreview, MN 55126

**Questions?** Call Marty at 651-0285-8731 or email [mastersmw@yahoo.com](mailto:mastersmw@yahoo.com)

**Note:** Acceptance priority for this class will be determined by postmark, and each person will be notified individually.



## Oxy/Acetylene Welding 2-day class

Saturday & Sunday, October 14 & 15, 2023, 9:00 to 4:30 each day

Location: Myron Hanson's East Eagan Blacksmith Shop, 4015 Dodd Road, East Eagan, MN

Instructors: Myron Hanson, Bob Brown, and Dick Carlson

Cost: \$125 Guild member, \$145 non-member

Maximum students: 8

**Class Description:** New to gas welding? Just want to brush up your basic skills? This class focuses on safety and hands-on learning. Students will be working at individual stations on a shared workbench, with equipment and stock provided. If time permits, bonus demonstrations will show advanced techniques and uses of the oxyacetylene torch.

**Tools & Equipment:**

All tools, equipment, and stock are furnished.

**Safety Equipment:**

Students should be prepared for sparks and melted/hot metal: common safety garb (leather footwear and clothing made of cotton, leather, or wool --no synthetics, no cuffs or frayed edges) plus eye protection with a #5 lens, either in a face shield (preferred), goggles or glasses. If you wear corrective lenses, bring those, too. Cloth cap is optional, gloves are recommended.

**Lunch:**

Pack a lunch, or there are convenience stores/fast food joints in the area.

**To register,** send a check written to "The Guild of Metalsmiths" and mail, along with your contact information, to:

Kim Maas

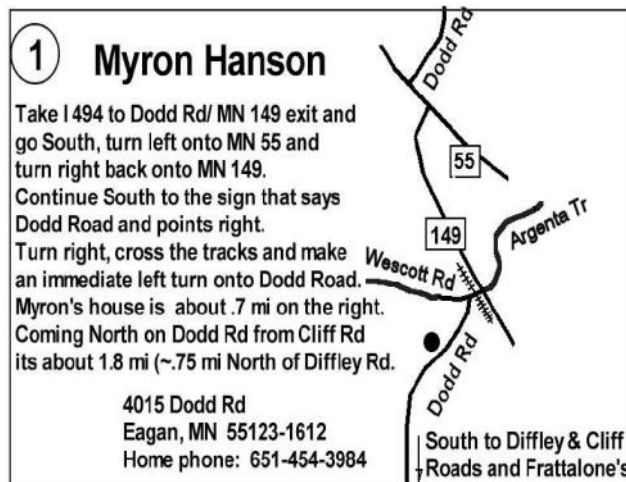
965 Gorman Ave.

West St. Paul, MN 55118

**New: you can register online for this welding class here:**

<https://metalsmithdev.wpengine.com/education/description-and-instructions-for-oxy-acetylene-welding-2-day-class/>

Acceptance priority for this class will be determined by postmark and each person will be notified individually.



Questions? Email [tgom.volunteer@gmail.com](mailto:tgom.volunteer@gmail.com)

Vol 25 Issue 9 September 2023

TGoM Forum

Page 3

# Featured demonstrators for TGoM's 2023 Fall Conference

## Glenn Horr



Glenn has been creating hand-forged metalwork since 1977. In 1984 he moved to Berkeley Springs in the Eastern Panhandle of West Virginia and established Highland Forge.

Glenn's interest in metals and forging began in a high school shop class. He is primarily self-taught and continues to add to his repertoire of skills by attending workshops and regional and national blacksmithing conferences.

Using traditional techniques, Glenn creates functional and decorative work in steel as well as copper, brass, bronze and aluminum. He enjoys working with materials that are so rigid in one form, yet yield to hammer and anvil when heated in the forge.

Known for his attention to detail and fine craftsmanship, he has been commissioned to do many architectural projects.

Glenn also markets his work through juried craft shows and galleries.

He took his first blacksmithing class through the Pioneer Crafts Council at Mill Run, PA, and has taught workshops at Touchstone Center for Crafts each summer for the past twenty + years. He has also shared his techniques through several conference demonstrations in the region.

Glenn creates a wide range of hardware for homes—anything from fireplace equipment to door hardware and railings, gates, and fine kitchen utensils. He also has worked with several churches creating a wide range of ecclesiastical work. He enjoys working with individuals, designers, and architects on special commissions, including new concepts and renovations.

## Allan Kress



Allan Kress of Somerville, Alabama started blacksmithing in 1992. Early on he took classes with Clay Spencer, Bob Bergman, Francis Whitaker, Peter Ross and Jerry Darnell. He began teaching at John C. Campbell Folk School in 1995 and has continued teaching a small projects class there ever since. Over the years Allan has demonstrated for many groups all over the Southeast, Northeast and Central U.S.

Allan splits his blacksmithing time between making power hammer and hand tools to sell at conferences, making tire hammers, and making sculptural art pieces to sell at art shows. In his many years of tool making and selling to other blacksmiths he has been given the opportunity to receive feedback, suggestions, and tweaks to make the tooling better. He often makes tools which will perform several different tasks. In his personal work he uses many jigs and fixtures to simplify, speed up the processes and aid in the duplication of the same things over and over.

As a showing artist for over 30 years Allan has a unique insight into that world and ways to boost your production while keeping the creative juices flowing.

## TGoM Membership Perks

### Discounts

The following companies are extending discounts to The Guild of Metalsmiths members. You will need to ask for their Guild of Metalsmiths discount, show your membership card (found on the back of your "Metalsmith"), and a Picture ID. These discounts are a gift to us and can be taken away if they are abused. If you have a hobby shop, no problem. If you are a professional with a few employees, no problem. What is not fair, is turning yourself into a dealership by reselling/trading products that you have purchased with our discount or being a big company and using our discount for your bottom line. Please don't ruin this for everyone. These businesses deserve our recognition and patronage:

Please see The Guild of Metalsmiths website for additional information regarding discounts and products available:

<https://www.metalsmith.org/about/friends-of-the-guild/>

### Carhartt at Work Program

Mall of America

144 North Garden Bloomington, MN 612-318-6422 or

Riverdale Village Mall

12680 Riverdale Blvd. Coon Rapids, MN 952-885-8000

[www.carhartt.com](http://www.carhartt.com)

15% on almost everything in the store, except Flame Retardant (FR) gear, which is 10% off whether you shop online or at Mall of America

### Minnesota Glove & Safety & Bob's Workwear

West St. Paul, MN 651-552-8840

[www.minnesotaglove.com](http://www.minnesotaglove.com) 10% discount off merchandise not already on sale or discounted

### Smith-Sharpe Fire Brick Supply

2129 Broadway St NE, Minneapolis, MN 612-331-1345

[www.ssfb.com](http://www.ssfb.com) 866-545-6743

The quantity of product purchased dictates the normal "Level" of discount. Smith-Sharpe Fire Brick Supply is offering to discount "Level" better to Guild members. It will vary with types of products, but may average about 10%.

### Garelick Steel Company

Minneapolis, MN 612-521-8857

888-521-8857

[www.garelicksteel.com](http://www.garelicksteel.com)

10% discount for members

### Mississippi Welders Supply

Seven locations between MN & WI.

800-657-4422

[www.mwsc.com](http://www.mwsc.com)

See website or phone book for locations. 15% discount on gases and most in-store items that are not already marked as a sale item or already at a discount from MSRP for members.

### Toll Gas and Welding Supply

Eight Twin City metro locations.

763-551-5300

[www.tollgas.com](http://www.tollgas.com)

See website or phone book for location near you. 15% off of gases and most in-store items, for Guild members.

### Oxygen Service Co.

St. Paul, MN 651-774-7273

800-774-1336

[www.oxygenservicecompany.com](http://www.oxygenservicecompany.com)

15% discount on gases and most items that are not already marked on sale for members.

### Division V Sheet Metal

218 Ohio Street, St. Paul MN 55107

651-291-8662

[http://divisionv.com/](http://http://divisionv.com/)

Architectural sheet metal company: zinc, steel, copper, Cor-Ten, aluminum, composite

# Pipe Tomahawk Class

Sunday, 22 October 2023, Start time 9:00 am, MN School of Horseshoeing (map page 7)

Instructor: Martin Pansch, 612-599-4762

[blacksmithingyeti@gmail.com](mailto:blacksmithingyeti@gmail.com)

Class size: Max 8, Min 5

Cost: \$125

**Class Description:** A pipe tomahawk was a ceremonial item for Native American people from the late 17th to late 19th century. Often given as a gift at treaty signings, it was often a highly decorative item containing symbols of both violence and peace. In this class we will be forging one using mostly traditional techniques.

Students will start with a piece of thick walled pipe that is split. We will open the two halves, shape it around a drift, and forge weld the halves together. We'll forge weld a tool steel bit into the cutting end then forge and cut the blade to shape before turning our attention to the pipe end. If time allows we will dive into heat treating and decoration.

A firm grasp of blacksmithing basics is essential for the best chance of success in this class. Experience with forge welding is helpful as well.

**Tools and Equipment or other items participants are to bring to the class.**

A good cross peen hammer (the peen can't be too sharp), rounding hammer, hacksaw, wire brush, flux, hot rasp, hot set/cut, tongs for holding 1/8" to 3/16" flat, tongs for holding 1" round might be useful but not necessary. A good half round file and 1/2" diameter round file if you have them, in case we get into decoration. If you have a 1/2" round spring fuller or guillotine tool you can bring that too otherwise we will have several to share.

**Safety Equipment** – safety glasses, ear protections, work gloves, long pants, no open toe shoes, and no synthetic fiber clothing. A shop apron is suggested as forge welding will be occurring.

**Lunch Arrangements:** Either bring a bag lunch with you or money to dine at some of the fine dining establishments in the area.

To register, send a check written to The Guild of Metalsmiths, for \$125, along with your contact info to:

Marty Masters

395 Bucher Avenue

Shoreview, MN 55126

(651) 285-8731

[mastersmw@yahoo.com](mailto:mastersmw@yahoo.com)

**Acceptance priority for this class will be determined by postmark and each person will be notified individually.**



## 2023 Demonstration Opportunities

Date	Event	Location	Champion, contact info & additional info.
1 – 3 September Labor Day wknd	Rice County Steam & Gas Engine Show	Dundas, MN	Martin Pansch, <a href="mailto:blacksmithingyeti@gmail.com">blacksmithingyeti@gmail.com</a> 612-599-4762. Bring your hand tools and a project.
8–10 September wknd after Labor Day	Lamberton Hot Iron Days	Lamberton, MN	Bob Brown, <a href="mailto:Bbrowna74@msn.com">Bbrowna74@msn.com</a> , 651-260-2749 Friday: mold making Noon–7pm. Strike Iron pour Friday night. Saturday: mold making 9 or 10, 6 or 7pm. Iron pour after sunset. Times may vary slightly.
9–10 September	Laura Ingalls Wilder Days	Pepin, WI	Tom Latané, <a href="mailto:tlataneg@gmail.com">tlataneg@gmail.com</a> , 715-442-2419 Come watch Tom Latané demo. Additional demonstrator space is available for someone willing to set up and demonstrate forge work in late 19th century fashion. Other period craft demonstrations are welcome. Call/email Tom or Kitty for details.
9–10 September	40 <sup>th</sup> Annual Threshing Festival	Kiester, MN	Dewey Roll, 651-590-3634 (leave a message) 1736 600 St. (2 miles east & 2 miles south of Kiester) <a href="http://www.FarmingofYesteryear.com">www.FarmingofYesteryear.com</a> . Bring any personal hand tools & protective gear.
TBA	Pumpkin Train	Dresser, WI	Gordon Barr, <a href="mailto:agbarr@aol.com">agbarr@aol.com</a> , 952-894-4821, 10 – 4pm each day at Dresser Depot.
Most wknds Memorial Day through Labor Day	The Landing / Three Rivers Park District	Shakopee, MN	No Guild representative. Contact site directly. <a href="mailto:Zachary.Mohlis@threeriversparks.org">Zachary.Mohlis@threeriversparks.org</a> , 763-694-1139 <a href="mailto:Michael.Murray@threeriversparks.org">Michael.Murray@threeriversparks.org</a> , 763-694-7788 Main number for Three Rivers 763-694-7784. Costume needed (overalls and white button up shirt okay).
Various dates during the year.	Boy Scout Blacksmith Merit Badge at the School of Horseshoeing	Ramsey, MN	Gordon Barr, <a href="mailto:agbarr@aol.com">agbarr@aol.com</a> , 952-894-4821
TBD	Boy Scout Fall Camporee	Carver, MN	Contact & contact information -TBD.



## Hammer Rack Class

October 28 & 29, 2023, 8:30 to 4:30

Instructors: Jesse Gavin, Dave Gavin, others

Cost: \$225.

Class size: Max 8, Min 4

Location: MN School of Horseshoeing (map page 7)

Are you tired of bending over to pick up that dropped tool or hammer? Yes? Then this is the class for you. We will be leading a class to make a hammer rack with a table top where you can place all of those things that seem to always end up on the floor.

**This is a project class to be taken after the Intermediate Joinery 1 class.** The successful student will slot punch and drift ~13 holes to pass 1/2" square stock through and assemble a hammer rack with a table top. The table is one foot by two feet. Other sizes can be arranged if planned ahead of time. IF you want the table to be the same height as your anvil – please bring that height.

The slot punching will be done in a different way from what was taught in the Joinery class – we will use a treadle hammer. Some old favorites from the beginners class will be revisited: twisting and riveting.

**Class Champion:** Jesse Gavin  
[jagavin6273@hotmail.com](mailto:jagavin6273@hotmail.com) 715-808-5891

**Tools and Equipment or other items participants are to bring to the class:** Favorite hammers, tongs for 1/2" square stock, hand files, 3/8" tenoning tool (if desired), Oxy-propane torch – (there will be quite a bit of torch work), treadle hammer if you have one that can travel.

**Lunch Arrangements:** Eat out or bring your own. We do order out from Willy McCoys.

**To register for this class:** Send a check for \$225 written to The Guild of Metalsmiths, along with your contact info, to:

Jesse Gavin  
N8214 330th Street  
Spring Valley WI 54767

Acceptance priority for this class will be determined by postmark, and each person will be notified individually.



## Tunnel Mill Crafts 2023 Classes and Events

We are located in southern Minnesota near Spring Valley. All classes are taught at 28036 County Rd 1, Spring Valley, MN 55975

For more information on any of the classes or to register, contact us at [jc-adams@msn.com](mailto:jc-adams@msn.com), or call 507-289-4189 Carol Adams.

### 2023 Upcoming Classes and Events

Check the Tunnel Mill website for full details:

<http://www.tunnelmillcrafts.com>



## Annual Fall Gathering September 29, 30, October 1, 2023

### Steel Making Workshop using the Japanese Hybrid Brick Tataka with Wayne Potratz

October 6, 7, and 8, 2023

- Cost per person: -\$275.00 (includes material fee)-plus \$75 for room and board (Friday and Saturday nights with 6 meals)
- Minimum of 6 students
- Start time: Gather at 5PM on Friday October 6 for conversation, then a light meal at 6 PM, followed by Wayne's presentation at 7 PM.
- Discussion and charcoal processing to follow.

The workshop will explore steel-making from the direct reduction of Minnesota Magnetite iron ore into high carbon steel using a charcoal fired Japanese Hybrid brick tataka. The resulting steel bloom can be consolidated, hot cut, and hammered into billets suitable for blade making. The workshop will be of interest to blade smiths, blacksmiths, sculptors, metallurgists, and those interested in the history of technology. The workshop will feature a PowerPoint presentation about the process and comparisons to other iron smelting traditions. Each workshop participant should come away with a piece of high carbon steel in an amount suitable for a small blade or other tool.

## Our neighborhood of smiths

### The Guild of Metalsmiths (TGoM)

Most membership meetings are the second Wednesday of February, April, June, August, and October, except December. For most meetings a potluck meal begins at 6:30 pm and the business meeting begins at 7, with a demonstration or activity starting around 8 (times approximate). To check your membership expiration date, see the mailing label on your latest copy of "Metalsmith."

President: Larry Wasmund [poundedtreasures@gmail.com](mailto:poundedtreasures@gmail.com)  
612-599-4762

Vice-President: Paul Widenhoefer [pwidenhoefer@gmail.com](mailto:pwidenhoefer@gmail.com)  
952-930-0070

Our website is: <https://www.metalsmith.org>

### Badger Blacksmiths

President: Dave Weiss Newsletter editor: John Grump  
715-379-5007 715-829-4559

[diamondmetalworks13@gmail.com](mailto:diamondmetalworks13@gmail.com)

[johngrump@att.net](mailto:johngrump@att.net) Badger

website: <https://sites.google.com/site/badgerblacksmiths/>

### Lake Superior Metalsmiths

Lake Superior Metalsmiths (LSM) meet the fourth Saturday of the month. Potluck at noon with meeting to follow.

Contacts are:

Charley Brown, President, [CharleyRB@charter.net](mailto:CharleyRB@charter.net)  
218-428-7906

Dave Hanson, VP, [duluthblacksmith@yahoo.com](mailto:duluthblacksmith@yahoo.com)  
218-391-4466

### Northern Minnesota Metalsmiths

The NMM meets the first Monday of the month at Lake Itasca Region Pioneer Farmers (LIRPF) show grounds, 1/4 mile east of the north entrance to Itasca State Park. Contact Jeff Olson for monthly specifics at [olsonironworks@gmail.com](mailto:olsonironworks@gmail.com). The NMM's website is <https://www.northernminnesotametalsmiths.com/>

### Central Minnesota Blacksmiths (CMB)

Meet on the first Monday of each month. Potluck followed by demo.

### Chicago Avenue Fire Arts Center (CAFAC)

Quarterly blacksmithing classes, exhibits, and open house events.  
[www.cafac.org](http://www.cafac.org) email: [info@cafac.org](mailto:info@cafac.org)

### Tunnel Mill Crafts

Blacksmith shop, traditional iron work, classes  
Located 20 miles south of Rochester MN, near Spring Valley MN.  
507 289-4189 or 507 289-5246

Email: Carol Adams [jc-adams@msn.com](mailto:jc-adams@msn.com),  
<http://www.tunnelmillcrafts.com/>

### Sandy Lake Forge on Raspberry Island

Blacksmith shop offering classes, workshops and more. See [raspberrylakefolksschool.blogspot.com](http://raspberrylakefolksschool.blogspot.com) for details or call: 218-851-6085

Gary and Janet Hill

Raspberry Island

50569 218th Place

Mcgregor, MN 55760

## Goings on...a listing of TGoM events at a glance

- **Most membership meetings** are the second Wednesday of February, April, June, August, and October. Date for December will be announced. For these meetings a potluck meal begins at 6:30 pm and the business meeting begins at 7, with a demonstration or activity starting around 8 (times approximate).
- Education Comm. meets first Thursday of each month. Contact Martin Masters, [mastersmw@yahoo.com](mailto:mastersmw@yahoo.com)
- Program Comm. meetings are 7 pm the third Thursday monthly. Derrick Phillips, co-chair [DerrickPhillipsA3o3@gmail.com](mailto:DerrickPhillipsA3o3@gmail.com)
- Most board meetings are the second Wednesday of January, March, May, July, September, and November. Potluck meal begins at 6:30, with meeting starting at 7 pm. Stay tuned for changes.



### Sept. 2023 Events

Sept. 15, 16, 17 46th Fall Conference, Pierce County Fairgrounds, Ellsworth WI

### Oct. 2023 Events

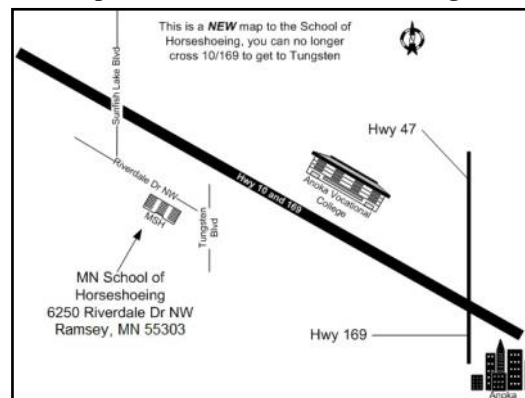
Oct. 11, October membership meeting, location TBA

Oct. 14 & 15, Oxy/Acetylene Welding Class, Myron Hanson's shop

Oct. 22, Pipe Tomahawk Class, MN School of Horseshoeing

Oct. 28 & 29, Hammer Rack Class, MN School of Horseshoeing

### Map to MN School of Horseshoeing



## Join The Guild of Metalsmiths

Send \$30 dues to the address below. Please circle if you want to be listed in our membership directory and/or check items you don't want listed.

The Guild of Metalsmiths  
PO Box 72  
Hudson, WI 54016

**List Me** in the directory  
but don't list address - phones: home - work - fax - cell - email - web page  
(circle items above you DO NOT want published)

**Don't List Me**  
in the Directory

Name: \_\_\_\_\_

Email address: \_\_\_\_\_

Address: \_\_\_\_\_

City, State, Zip Code: \_\_\_\_\_

Primary phone: \_\_\_\_\_ Secondary phone: \_\_\_\_\_

All memberships are family memberships. Persons of all ages, professionals and hobbyists, are invited to join.  
We do not sell our mailing list

### ELECTRONIC FORUM

If you have not been receiving an email notification that The Forum is available, please verify that we have your correct email address. Contact Gordon Barr at [agbarr@aol.com](mailto:agbarr@aol.com).



## Address Service

If you have items to be included in *The Forum*, please send them to Georgia Myers, editor, by email to: [gldmyers@embarqmail.com](mailto:gldmyers@embarqmail.com) by the third Monday of the month, if possible.

## The Guild of Metalsmiths on the web

Visit our website at <https://www.metalsmith.org>

Looking for something? **Try the search engine.** On our home page, at the top of the right sidebar, enter your query and click on "Search."

To reach our website quickly, just scan the QR code below.

September 2023



**Your membership expiration date will show on the address label of your quarterly "Metalsmith" magazine.**

---

### TGoM now accepts PayPal and most major credit cards

The Guild accepts PayPal and most major credit cards, in addition to paper checks, for the payment of annual dues. This should make it more convenient for members to pay dues.

---

### The Forum

The Guild of Metalsmiths publishes *The GoM Forum* monthly. It is intended as a tool to further our educational mission, to keep members up to date on current happenings, to publicize projects and workshops, a place for all members to express their opinions, concerns, learn more about each other—in short, to help us run our organization

## Guild educational grants

There is grant money available for Guild members to study intermediate and advanced metalworking techniques.

The Guild educational grant program is designed to bring new skills into the metalworking community. Participants are given money to pay for a portion of their expenses and are expected to learn some new or poorly understood skill, and then to share what they have learned with other members and the public through an article in our quarterly magazine, "Metalsmith." They're also expected to lead a workshop on the topic (or other educational service approved by the board).

Application forms are available from the president or treasurer at a regular meeting, or by sending a self-addressed, stamped envelope to:

The Guild of Metalsmiths  
PO Box 72  
Hudson, WI 54016