

'The Forum'



March 2024

Vol. 26 No. 3

Visit our website at <https://www.metalsmith.org>

Do you know a blacksmithing novice? Try a 'Taste of Blacksmithing' April 13!

This is the day to try blacksmithing. All are welcome. Invite a friend! We have designed this for the complete novice.

Hammer in hand, iron heated in the coal forge, anvil at the ready, you'll be making one or more of these take-home projects: a drive-hook, an S-hook, a wrist cuff (Viking armband, anyone?), or just keep hammering and see what amazing shape comes forth. Bring your creativity, safety glasses, and curiosity—we supply everything else.

The class will be held at the Jackson Street Roundhouse Blacksmith Shop. Map is on page 2.

To learn how to register for this event either online or via US Postal Service, go to page 2.



Learn how to forge these projects!

Copper Jewelry Class was a success!

Larry Nevin was the instructor for our Copper Jewelry Class held on February 10 at the Jackson Street Roundhouse blacksmith shop. Larry shared his knowledge and techniques of copper jewelry creating and design with the students. Each student decided on a design and got busy.

The class was attended by Michael Quackenboss, Craig Dunn, Kathy McCarthy, Lee Meilleur, Kevin Stinson, Peter Gable and Tom & Kris O'Connor. Thank you to Larry Nevin and the talented & knowledgeable class assistants Laurel Larkin and Tristan Kabanuk.



Copper Jewelry Class students listen carefully to Instructor Larry Nevin (not pictured). From L: Kris O'Connor, Craig Dunn, Kathy McCarthy, Lee Meilleur, Tristan Kabanuk (Larry's assistant) and Pete Gable



New 'Iron Menagerie' book

The new version of The Guild's IRON MENAGERIE workbook is now available to purchase!

Cost \$20 (+\$10 S/H if mailed). Contact person:

Peter Bettenberg tgomedi-tor@gmail.com

Wouldn't this be a great gift for your favorite blacksmith?

QUICKNEWS

April Membership Meeting

Date, time, and place for the April membership meeting is still to be determined. Check the April *Forum* and keep a watch on our website!

April 13: Candle Chandelier Class

Registration details for this class on page 2.

April 13: Taste of Blacksmithing

Registration details for this event on page 2.

April 20: Wire Inlay Class

Online registration is open via Neon for Wire Inlay Class. Page 3 for details.

April 27 & 28: Joinery One

Registration details for this 2-day class on page 3.

May 4: Hammer Class

Registration details for the upcoming Hammer Class on page 4.

May 11: Intro to Arc Welding

Registration details for this class on page 4.

2024 Summer Volunteer Ops

Posted on page 5, summer 2024 events for which you can volunteer! There is a wide variety of opportunities to help out and/or learn!

Also: are you looking for other volunteer opportunities and not sure whom to talk to? Contact: Kim Maas, Volunteer Coordinator at:

tgomvolunteer@gmail.com or call 651-328-7219.

Craft Sale at Fall Conference?

We had a suggestion to have a craft sale at the 2024 Fall Conference. I need to know who is interested to sell their hand-crafted items at the conference. If we have enough interest, we will meet and figure out how to make it happen. Please contact me at

TGoMvolunteer@gmail.com or text at 651-328-7219.

Thank you, Kim Maas, Volunteer Coordinator

Candle Chandelier Class 2024

Date and time: 13 April 2024, 8:00 doors open, 8:30 start class, and 4:30 end class

Instructor: Don Hogenson

Cost: \$65

Location: MN School of Horseshoeing (map page 7)

Class size: Max 8, min 4 students

Class Description In this class you will be forging, twisting, and riveting together a candle chandelier. You'll be working with round, flat, and short sections of pipe. Students should have completed the basics classes.

Side note: Don learned how to make this in a class given by Dave Marriette – far enough in the past that we couldn't come up with what year it was.


Class Champion: Jesse Gavin 1-715-808-5891 jagavin6273@hotmail.com

N8214 330th street Spring Valley WI 54767

Tools and Equipment or other items participants are to bring to the class: Favorite hammer for forging and peening rivets, tongs to hold 1/4" and 3/8" round, thin flat stock and pipe, plus other tools as you see fit – i.e. wire brush, touch mark, etc.

Safety Equipment: the usual for forging with coal: safety glasses, hearing protection, clothing of natural fiber with no cuffs or fraying, and leather boots or shoes.

Lunch arrangements: bring a bag lunch or visit one of the nearby establishments.



Chandelier (1018) – Don Hogenson

To register for the class online, follow this link:

<https://www.metalsmith.org/education/>

To register with a check: Send a check written to The Guild of Metalsmiths for \$65, including your contact info, to:

Jesse Gavin

N8214 330 St

Spring Valley WI 54767

Acceptance will be in the order submitted, based on the online transaction date or postage date, and each person will be notified individually.

'Taste of Blacksmithing 2024'

Date & Time: April 13, 2024, 9 am to 3:30 pm

Instructor: Rebecca Hrobak

Location: MN Transportation Museum Jackson Street Roundhouse

Cost: \$65 members, \$75 non-members

Class Size: Max 4, min 4

Class Champion: Kim Maas, 651-328-7219, TGoMvolunteer@gmail.com

Class Description: This is the day to try blacksmithing. All are welcome. We have designed this for the complete novice. Hammer in hand, iron heated in the coal forge, anvil at the ready, you'll be making one or more of these take-home projects shown at right: a drive-hook, an S-hook, a wrist cuff (Viking armband, anyone?), or just keep hammering and see what amazing shape comes forth. Bring your creativity, safety glasses, and curiosity. We supply everything else.

Safety Equipment: safety glasses, hearing protection, clothing of natural fiber with no cuffs or fraying, cotton or leather gloves and leather boots or shoes.

Lunch Arrangements: Bring lunch, snacks, and water or your favorite beverage. There is no formal shut down to break for lunch. You can stop any time during the class for snacks, lunch, or to rest.

Contact Kim Maas with any questions by email: TGoMvolunteer@gmail.com or call/text 651-328-7219.

To register for the class online, follow the link below:

<https://www.metalsmith.org/education/>

To register with a check: Send a check for \$65 written to: The Guild of Metalsmiths and mail check along with your contact information (phone number & email address) to:

Kim Maas,

965 Gorman Ave.,

West St. Paul, MN 55118



Acceptance will be in the order submitted, based on the online transaction date or postage date, and each person will be notified individually.

Wire Inlay Class 2024

Saturday, April 20, 2024, 9:00 a.m.

Instructor: **Martin Pansch, 612-599-4762** blacksmithingyeti@gmail.com

Location: **Jackson Street Roundhouse (map below)**

Cost: **\$55.00, \$65.00 for non-Guild members**

Class size: **Maximum 8, minimum 4 students**

Class Description:

The class will focus on wire inlay into mild steel. This is a technique that can be used to add decorative elements to many of your projects. Students will chase grooves in the metal and then chase the bottoms of the grooves square. The two corners thus created will be chased to form an undercut channel. The upper edges of the channels will be chased and filed to create grooves of even width. Copper wire will be planished into the grooves so that the softer metal forms to fit the undercut and it is locked in place. Surfaces will then be filed smooth leaving a pattern. This class will concentrate on the basics of the straight lines, curved lines, and dots. We'll cover both wire that is filed flush with the surface of the steel and left as a raised bead.

Tools and Equipment or other items participants are to bring to the class.

Students will need a light, soft face hammer for striking tools. This hammer should be light enough that thousands of blows will not be tiring. A cheap Chinese ball peen will likely need no softening. Additional tools include: A mill file, a hack saw, sand paper, sharpening stones (a diamond lap plate works well), paper, pencil, Sharpie™. Students may consider bringing a supplemental light source or other visual enhancement aids as needed. Bring a stool if you prefer to work sitting.

A basic set of small chisels will be provided for students for use in the class. Those over-achievers who want to make their own prior to class can request detailed descriptions of the needed tools.

Safety Equipment – safety glasses & ear plugs are mandatory.

Lunch arrangements: Either bring a bag lunch with you or money to dine at some of the establishments in the area.

Class manager is Gordon Barr. For questions, contact Gordon at
agbarr@aol.com 952-894-4821

To register online only: [click here to our website Education page](#)

Acceptance will be in the order submitted, based on the online transaction date, and each person will be notified individually.



Test piece of 1018 with copper wire inlay



'Joinery One' 2-Day Class

Date & Time **April 27 and 28, 2024, 8:30 am to 4 pm both days**

Instructors: **Derrick Phillips and others**

Cost: **\$160**

Location: **MN School of Horseshoeing (map page 7)**

Class size: **Maximum students: 8 Minimum students: 4**

Class Description:

This is Part One of Three in a Joinery class series. The overall courses are skills based, to incorporate all that was learned in a class taken by the instructors and taught by Mark Aspery. In this first 12 hours of instruction the student will learn the importance of proper tool making to accomplish successful joinery. We will concentrate this portion on forging tooling to perform 1/2" slot punching and drifting with 1/2" round and square drifts. The class is open to all students that have taken the beginners class. Understand that if the student has not had a year or so of reasonably consistent practice, this class will be extra challenging.

Tools and Equipment or other items participants are to bring to the class:

Personal Protective Equipment (PPE), hammers (rounding & flat face/peen), tongs to firmly hold (inline and perpendicular) 1/2" round, and square, and 3/4" round, files (hot rasp & 12" bastard), center punch, hot cut chisel, measuring device (non-flammable), worn or broken grinding wheel or a sharpening stone (for polishing for heat treating).

Safety Equipment: The usual for forging with coal: safety glasses, hearing protection, respirator or dust mask for grinding, clothing of natural fiber with no cuffs or fraying, and leather boots or shoes.

Lunch Arrangements: Bring your own lunch or eat at one of the local establishments. We will take an hour break around noon.

To register for this class with a check: Send a check written to -The Guild of Metalsmiths for \$160 to:

Derrick Phillips
2461 Como Ave
St. Paul MN 55108

To register online: [click here to our website Education page](#)

Contact Derrick with questions. derrickphillipsa3o3@gmail.com.

Acceptance will be in the order submitted, based on the online transaction date or postage date, and each person will be notified individually.

Hammer Making Class 2024

Date: May 4, 2024, 9 am to 5 pm (but feel free to get there early!)
Location: MN School of Horseshoeing (map page 7)
Instructors: Derrick Phillips and others, **Class size:** Max 8; min 4; **Cost:** \$75
Class champion: Derrick Phillips



Description: It is recommended that anyone wishing to take this class have taken at least a few days long beginners class, and have several weeks of forging time. This will help ensure a certain comfort at the forge and with hot metal, as this class works with a larger hot piece. This class will teach you the skills you need to make a basic rounding hammer. With this knowledge you will then be able to expand your tool chest with other handled tools. All handled tools such as top fullers, punches and flatters start with this same process. We will begin with a piece of tool steel, punch the eye, shape both striking ends, heat treat and add the handle. You will go home with your own hammer. There will be an assortment of weights to choose from so you can make a hammer to fit your size and needs. This is an intermediate skill level class.

Tools and other items to bring: Bring your favorite hammers: one for striking hot metal and one for striking punches and drifts. A tongs for holding 1-1/2" square stock if you have that size.

Safety equipment to bring: the usual for forging with coal: safety glasses, hearing protection, respirator or dust mask for grinding, clothing of natural fiber with no cuffs or fraying, and leather boots or shoes.

Lunch arrangements: Bring your own lunch or eat at one of the local establishments. We will take an hour break around noon.

To register for this class with a check: Send a check written to -The Guild of Metalsmiths for \$160 to:

Derrick Phillips
2461 Como Ave
St. Paul MN 55108

Contact Derrick with questions. derrickphillipsa3o3@gmail.com.

To register online: [click here to our website Education page](#)

Acceptance will be in the order submitted, based on the online transaction date or postage date, and each person will be notified individually.

Intro to Arc Welding 2024

Date & Time: May 11, 2024, 8:30 am to 4 pm
Location: Jackson Street Roundhouse (map below) at MN Transportation Museum
Instructor: Ben Groves
Cost: \$100
Class size: Max 4, Min 4
Champion: Martin Masters mastersmw@yahoo.com



Description: If you've ever wanted to know more about welding, but didn't have a way to do it, here's your chance. There's something mysterious and magical about welding. Welders sit so close to this fountain of sparks that most people would jump back from.

This one-day class will be a survey of three common modern arc welding techniques which are appropriate for hobby welding:

1. Shielded Metal Arc Welding (SMAW/Stick)
2. Gas Metal Arc Welding (GMAW/MIG)
3. Flux Cored Arc Welding (FCAW)

Each technique will be explained and demonstrated. Then the student will have hands-on time to practice.

Safety Equipment – Wear clothing made of natural fiber with no cuffs or fraying, and leather boots or shoes.

Other Equipment: Proper welding gloves, welding leathers or coat, welding helmet.

Lunch Arrangements: Bring a bag lunch or eat at a local restaurant.

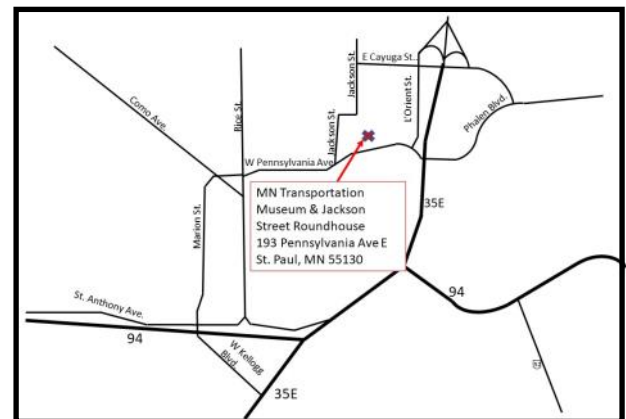
To register for this class with a check: Send a check written to -The Guild of Metalsmiths for \$100 to:

Martin Masters
695 Bucher Ave.
Shoreview, MN 55126

Contact Marty with questions. mastersmw@yahoo.com or 651-285-8731

To register online: [click here to our website Education page](#)

Acceptance will be in the order submitted, based on the online transaction date or postage date, and each person will be notified individually.



2024 Demonstration Opportunities

Date	Event	Location	Champion & contact information
<i>Contact champion for additional information</i>			
18 May	Scouts – District F Spring Welding & Metalsmithing Merit Badge	Taylor Falls, MN Almelund Threshing Show Grounds	Patrick Sullivan, smokiemilo@gmail.com 651-894-3765
27-28 April	Minnesota Zoo	Apple Valley, MN	Rick Wessling, rgwessling@gmail.com
4-5 May	Minnesota Zoo's Farm Babies		
11-12 May	Minnesota Zoo's Farm Babies		
18-19 May	Minnesota Zoo's Farm Babies		
19 May	Spring Festival, Holtz Farm	Eagan, Mn	Zach Christiansen, ziggmo@gmail.com , 763-568-2614
21 September	Harvest Festival, Holtz Farm		
7 - 9 June	Nowthen Hammer-In	Nowthen, MN	Wayne Olson, wayneolson10@gmail.com .
8 June	Guild Membership Meeting	Also at Nowthen	June's Membership Meeting will be held on Saturday the 8th.
17 – 21 July	Rice County Fair	Faribault, MN	Lou Groth, loug_33@yahoo.com , 952-895-1515
23 – 28 July	Rock County Fair	Luverne, MN	Larry Wasmund, poundedtreasures@gmail.com 651-322-6626
24 – 27 July	Faribault County Fair Sponsored by: Faribault County Historical Society (FCHS)	Blue Earth, MN	No Guild representative, Contact site directly. Randy Anderson, randwulfr@aol.com 507-525-0368.
24 – 28 July	Scott County Fair	Jordan, MN	Contact: Erika Ediger-Connolly, SCF manager fairofficestaff@scottcountyfair.com , 952-492-2436 Contact Erika by May 1 st .
26 – 28 July	Little Log House Antique Power Show	Hastings, MN	Dick Carlson, Blacksmith@onlinecarlson.com 651-437-3329
3 August	Fisherman's Picnic Bally's Blacksmith Shop	Grand Marais, MN	Don Hammer, carshaper@yahoo.com , 218-370-0122
2-4 August	Scott/Carver Thresher Show	Jordan MN	Steve Mitton, mittonps@gmail.com , 612-819-2693
8 - 11 August	Pierce County Fair	Ellsworth, WI	Jesse Gavin, jagavin6273@hotmail.com
9 – 11 August	Almelund Threshing Show	Taylor Falls, MN	Patrick Sullivan, smokiemilo@gmail.com 651-894-3765
10 August	Torii Finland Heritage Center	Finland, MN	Don Hammer, carshaper@yahoo.com , 218-370-0122
16 – 17 August	Corcoran Country Daze	Corcoran, MN	No Guild representative, Contact site directly at corcorancountrydaze@gmail.com 612-314-3232
17 – 18 August	Nowthen Threshing Show	Nowthen, MN	Christina Dodge, christina.guildmbr@gmail.com
24 - 25 August	Pioneer Power Show	Le Sueur, MN	No Guild representative. No contact information.
24 - 25 August	Donnelly Threshing Bee	Donnelly, MN	Larry Wasmund, poundedtreasures@gmail.com 651-322-6626
30 August - 1 September	Rice County Steam & Gas Engine Show	Dundas, MN	Martin Pansch, blacksmithingyeti@gmail.com 612-599-4762
6 – 8 September	Lamberton Hot Iron Days	Lamberton, MN	Bob Brown, Bbrown474@msn.com , 651-260-2749
14 – 15 September	Laura Ingalls Wilder Days	Pepin, WI	Tom Latané, tclatane@gmail.com , 715-442-2419
?? October	Woodworkers Expo 2024	Canterbury Park Shakopee, MN	Paul Widenhoefer, pwidenhoefer@gmail.com 952-930-0070
TBA	Pumpkin Train	Dresser, WI	Gordon Barr, agbarr@aol.com , 952-894-4821
Most wknds	The Landing / Three Rivers Park District	Shakopee, MN	No Guild representative, Contact site directly. Zachary.Mohlis@threeriversparks.org , 763-694-1139
Memorial Day Thru Labor Day			Michael.Murray@threeriversparks.org , 763-694-7788
Various dates thru the year.	Boy Scout Blacksmith Merit Badge at the School of Horseshoeing	Ramsey, MN	Main number for Three Rivers 763-694-7784 Gordon Barr, agbarr@aol.com , 952-894-4821
TBD	Boy Scout Fall Camporee	Carver, MN	Contact & contact information -TBD.
Various dates thru the year.	Jackson Street Roundhouse, Minnesota Transportation Museum	St. Paul, MN	Gordon Barr, agbarr@aol.com , 952-894-4821

Contact the Champions and see what you can do to help with any of these events. If you know of an event where a Guild member is demonstrating but not listed, please email TGoMvolunteer@gmail.com to get it listed. Information needed for listing: event name, date(s), location, champion's name, and contact information. Thank You!!

Fall Conference T-Shirt Contest

The Fall Conference T-Shirt design for this year will be a *Contest!!*

What would you like to see on this year's t-shirt? How would you design it?

Rules to the Contest:

- ◆ Design must be Guild or metal-work related.
- ◆ Design must be original—*your design. Can be inspired by, but not a copy of another's design.*
- ◆ Design needs to be a single-color line design / drawing, no shading and will be printed on a colored (yet to be determined) t-shirt.
- ◆ Contest submissions need to be received by: **June 1, 2024, by email.**

Entries need to include:

- 1) Your name.
- 2) Copy of design (include suggested ink and shirt color).
- 3) Location of your design on the shirt.

At the June 2024 Members Meeting there will be a vote on the designs that are submitted. No names will be attached to the designs at the time of voting to keep it fair.

Everyone is encouraged to participate!! Will you see your design made into a t-shirt?

Winner of the Contest will receive a *FREE FALL CONFERENCE T-SHIRT!*

Send your email entry today!

Email entry to: Kim Maas, Volunteer Coordinator
tgomvolunteer@gmail.com

or mail entry to:

965 Gorman Ave.
West St. Paul, MN 55118

Questions, comments, or concerns? Text or call 651-328-7219

TGoM now has a 'Discord Account'

What is Discord? Discord is an instant messaging and VoIP social platform. The service converts your voice into a digital signal that travels over the Internet. Users have the ability to communicate with voice calls, video calls, text messaging, media, and files in private chats or as part of communities called "servers"

Invitations went out in October to all our members by email. If you did not get an invitation and want Discord, please contact Kim Maas by email at TGoMvolunteer@gmail.com and you will be sent an invitation by email.

Tunnel Mill Crafts

We are located in southern Minnesota near Spring Valley. All classes are taught at 28036 County Rd 1, Spring Valley, MN 55975

For more information on any of the classes or to register, contact us at jc-adams@msn.com, or call 507-289-4189 Carol Adams.

2024 Upcoming Classes and Events

Steel Making Workshop with Wayne Patratz using the Japanese Hybrid Brick Tataru

Class rescheduled from October 2023 to May 3, 4, and 5, 2024

- Cost per person:-\$275.00 (includes material fee)-plus \$75 for room and board (Friday and Saturday nights with 6 meals)
- Minimum of 6 students
- Start time: Gather at 5PM on Friday October 6 for conversation, then a light meal at 6 PM, followed by Wayne's presentation at 7 PM.

Candle making with Carol Adams

May 4, 2024, Saturday 1:00-4:00 approx.

Combination Woodworking & Metal Class

Tom Latane' Derek Olson & Paul Nyborg, May 13-May 14, 2024

Repousse' with Douglas Pryor

May 31, June 1 and 2, 2024, Friday 9:00 am- Sunday 4:00 pm

Damascus with Rick Furrer—Damascus knife with handle

August 16, 17 & 18, 2024, \$450 per person

Mark Aspery

September 17, 18, 19, 20, 21, 2024—(exact dates and duration to be determined)

Check the Tunnel Mill website for full details on all these classes: <http://www.tunnelmillcrafts.com>



Goings on...a listing of TGoM events at a glance



- **Most membership meetings** are the second Wednesday of February, April, June, August, and October. Date for December will be announced. **Watch each Forum for date and location changes.** For these meetings a potluck meal begins at 6:30 pm and the business meeting begins at 7, with a demonstration or activity starting around 8 (times approximate).
- Education Comm. meets first Thursday of each month. Contact Martin Masters, mastersmw@yahoo.com
- Program Comm. meetings are 7 pm the third Thursday monthly. Derrick Phillips, co-chair DerrickPhillipsA3o3@gmail.com
- Most board meetings are the second Wednesday of January, March, May, July, September, and November via ZOOM.

March 2024 Events

March 2 & 3, Scandi style/ bushcraft knife class, MN School of Horseshoeing

April 2024 Events

- April 8, TGoM Membership Meeting, TBA
- April 13, Candle Chandelier class, MN School of Horseshoeing
- April 13, Taste of Blacksmithing, Jackson Street Roundhouse
- April 20, Wire Inlay Class, Jackson Street Roundhouse
- April 27-28, Joinery Level I (skills), 2-day class

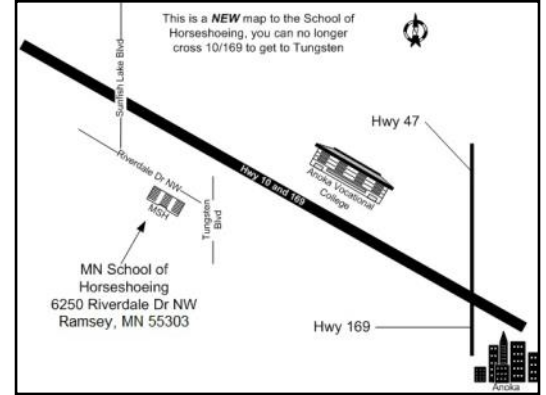
May 2024 Events

- May 4, Hammer Class, MN School of Horseshoeing
- May 11, Intro to Arc Welding, Jackson Street Roundhouse

June 2024 Events

- June 7-9, 2024 Hammer-In, Nowthen
- June 8, TGoM Membership Meeting at Nowthen (during Nowthen Hammer-In)

Map to MN School of Horseshoeing



Join The Guild of Metalsmiths

Send \$30 dues to the address below. Please circle if you want to be listed in our membership directory and/or check items you don't want listed.

The Guild of Metalsmiths
PO Box 72
Hudson, WI 54016

List Me
in the directory
but don't list address - phones: home - work - fax - cell - email - web page
(circle items above you DO NOT want published)

Don't List Me
in the Directory

Name: _____

Email address: _____

Address: _____

City, State, Zip Code: _____

Primary phone: _____ Secondary phone: _____

All memberships are family memberships. Persons of all ages, professionals, and hobbyists, are invited to join.

We do not sell our mailing list.

ELECTRONIC FORUM

If you have not been receiving an email notification that *The Forum* is available, please verify that we have your correct email address. Contact Gordon Barr at agbarr@aol.com.



Address Service

If you have items to be included in *The Forum*, please send them to Georgia Myers, editor, by email to: gldmyers@embarqmail.com by the third Monday of the month, if possible.

The Guild of Metalsmiths on the web

Visit our website at <https://www.metalsmith.org>

Looking for something? Try the search engine. On our home page, at the top of the right sidebar, enter your query and click on "Search."

To reach our website quickly, just scan the QR code below.

March 2024



Your membership expiration date will show on the address label of your quarterly "Metalsmith" magazine.

TGoM now accepts PayPal and most major credit cards

The Guild accepts PayPal and most major credit cards, in addition to paper checks, for the payment of annual dues. This should make it more convenient for members to pay dues.

The Forum

The Guild of Metalsmiths publishes *The GoM Forum* monthly. It is intended as a tool to further our educational mission, to keep members up to date on current happenings, to publicize projects and workshops, a place for all members to express their opinions, concerns, learn more about each other—in short, to help us run our organization

Guild educational grants

There is grant money available for Guild members to study intermediate and advanced metalworking techniques.

The Guild educational grant program is designed to bring new skills into the metalworking community. Participants are given money to pay for a portion of their expenses and are expected to learn some new or poorly understood skill, and then to share what they have learned with other members and the public through an article in our quarterly magazine, "Metalsmith." They're also expected to lead a workshop on the topic (or other educational service approved by the board).

Application forms are available from the president or treasurer at a regular meeting, or by sending a self-addressed, stamped envelope to:

The Guild of Metalsmiths
PO Box 72
Hudson, WI 54016