

'The Forum'



March 2025

Vol. 27 No. 3

Visit our website at <https://www.metalsmith.org>

April 5 is the next Guild of Metalsmiths Membership Meeting

On Saturday, April 5, The Guild of Metalsmiths next membership meeting will be held at Midwest Knifemaker's Supply in Mankato MN. We will meet there from 9:00 am to 1:00 pm. Be sure to bring show-n-tell items.

They have a warehouse of materials that we will be able to roam through and pick up items to buy. There will be a demonstration or two about knife handles, construction, and materials.

Midwest Knifemaker's Supply

2650 9th Ave
Mankato MN 56001

If you have questions about this meeting, please contact Jesse Gavin, email jagavin6273@hotmail.com

Invitation to lunch after April 5 Membership Meeting

Myron Hanson is extending an invitation to his cabin after the April Membership Meeting for a cookout. Myron will provide hamburgers, buns, ketchup and beans. Please bring a dish, chips or desserts to share. You will need to bring the beverage(s) of your choice.

There is a request for a Grill Chef. If you like cooking on the grill and would be willing to share your talents, please mention it with your R.S.V.P.

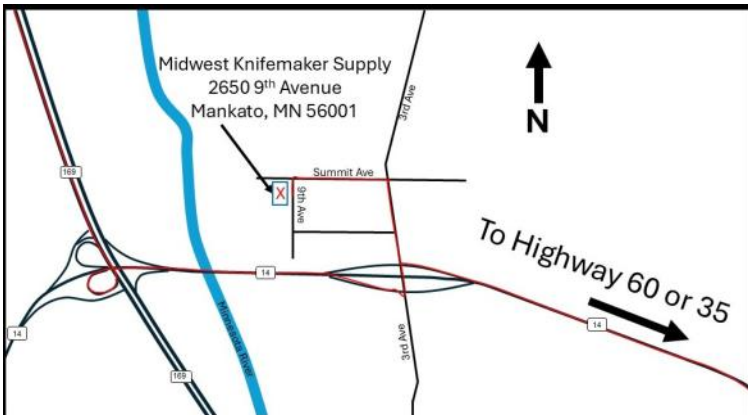
The cabin's location is: 50306 Sunset Lane, Waterville, MN 56096.

Time for the cookout: Directly after the April 5 Membership Meeting.

Myron is asking you for R.S.V.P. so proper preparations can be made. To R.S.V.P. you can call Myron at 651-338-0574 or Kim at 651-328-7219, or email tgom.volunteer@gmail.com.

To get to the location in Mankato...(map below)

Two easy options to choose from: take 169 south to Mankato, then east on Hwy 14 or come in from the east on Hwy 60 or I35 and go west on Hwy 14 to 3rd Avenue, go north on 3rd Ave, turn left on Summit, left on 9th Avenue, right into parking lot.



QUICKNEWS

Beginning Blacksmithing Classes

March 8, 15, and 22, 2025.

Register page 2.

Class: Intro to Forge Welding

March 29. Register page 2.

Class: Brass & Copper Decorative Techniques

April 12. Register page 3

Class: Animal Heads-3 days

April 12 & 13 and June 28.

Register page 5.

Class: Flatware Jewelry

April 26. Register, page 3.

Class: Hammer Making 2025

Register page 3

Class: Taste of Blacksmithing

Coming soon!

Class: Intro to Arc Welding

May 17. Register page 4

Class: Calla Lily Class

May 31. Register page 4.

Class: Leaf Class

June 1. Register page 4.

Spring/Summer Hammer-In & June Guild Meeting

June 6, 7, & 8 at

Nowthen Threshing Show grounds. Details coming in April Forum.

Volunteer Opportunities

Are you a smith looking for volunteer opportunities and not sure whom to talk to? Contact: Kim Maas, Volunteer Coordinator at: tgom.volunteer@gmail.com or call 651-328-7219.

Jackson Street Roundhouse was scene of a forge brazing demo in TGoM's newly restored forge lab

Thanks to Martin Pansch, long-time TGoM member, for providing the demonstration at the February Guild meeting held at the Minnesota Transportation Museum.

As Martin explained, "The demonstration was on forge brazing. I had a field expedient mock up of the bottom of a Betty Lamp that was a slice of thin walled tube with a piece of 16 gauge sheet steel secured to the bottom with T-rivets that I brazed together in the coal forge.

"We discussed options for holding pieces together while brazing, how to make T-rivets, surface preparation, fluxes, and using different brazing materials (brass, copper, silver, etc.). I brought a Betty lamp, vise screw box, dials from a lock, and pieces of a coffee mill as examples of things that have been forge brazed, each using a different method to hold them together in the fire."

Vol 27 Issue 3 March 2025



Martin Pansch demonstrating forge brazing at Jackson Street Roundhouse forge lab..

Content Needed for Metalsmith

The *Metalsmith* Editorial Team hopes you are enjoying your issue of our December *Metalsmith*. The team strives to produce a quality magazine. It takes teamwork.

You are encouraged to join the team by submitting articles, book reviews, travel experiences, class reviews, "how-to" steps of a project, etc. Send your contribution to:

tgomeditor@gmail.com.

Beginners Blacksmithing Classes-March 2025

Dates: The classes are held on the following Saturdays of 2025: March 8, 15, and 22.

Location: Minnesota School of Horseshoeing, 6250 Riverdale Dr NW, Ramsey MN 55303, just off Hwy 10 near the Anoka Vocational College (see new map at right).

Class Description: This 3 day class covers the basics of: Safety, Tools, Fire Control, Forging Dynamics, Tapers (ribbon, fishtail, point), Twisting, Riveting, Shouldering, Upset, Cutting, Splitting, Punching, Heat Treat, Scrolling, Bending, Forge weld. The beginners basic classes are designed to give everyone the same understanding of the basics, techniques and terminology. The basic classes or proficiency is REQUIRED before taking any of the many other classes the Guild offers. This enables those classes to concentrate on advanced techniques without having to spend time on basic concepts.

Class Size: 8

Cost: \$190 for NON members, \$180 for Guild members (covers everything you need: the facility, coal, metal tools and workbook)

Minors (under 18) must have a parent present. There will be no sharing of forges.

Instructor: Larry Wasmund
Phone number: 507-469-0205
Email: poundedtreasures@gmail.com

Class Manager: Kim Maas at tgom.volunteer@gmail.com or call 651-328-7219

What you need to bring: Eye, ear and skin protection. This includes safety glasses, ear muff or plugs and suitable clothing which includes hard shoes, cotton or leather. Synthetic and polyester clothing will burn and melt. There will be sparks and brushes against hot metal.

Tools: Tools are provided but if you have a favorite hammer, punches, chisels and tools, bring them along. A small 1 to 2 pound ball peen hammer would work. We have various hammers for you to try and get a feel for what is comfortable.

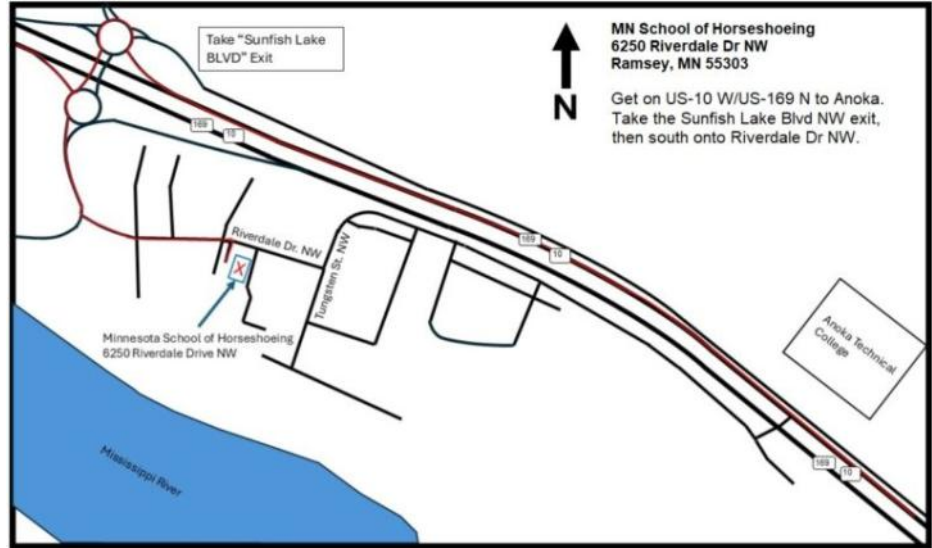
Typical day: Classes start at 9 but people usually show up earlier to swap stories or show off recent projects. Feel free to bring projects you are working on to show. We break for lunch.

Lunch: You can either bring a brown bag or go out to a local fast food restaurant. Classes end between 3 and 5.

To register online, go to The Guild of Metalsmiths website, <https://www.metalsmith.org/education>

Or to mail in a check, contact class manager's name, email address, and phone number for additional information.

Name: Kim Maas, Phone number: 651-328-7219, email address: tgom.volunteer@gmail.com



Introduction to Forge Welding Class 2025

Date and time: Saturday March 29 9 am - 4 pm

Location: MN School of Horseshoeing (map above)

Instructor: Gordon Barr

Class Size: Minimum 8

Cost: \$80

Class Description: How to manage the fire, forge with and without flux, preparing scarfs on the ends to be welded.

Depending on time available, possible projects include a flux spoon, tripod, chain links, jump weld, leaves and tendrils, basket twist, attaching a hard steel edge to tools. Basic forging skills needed

Tools and Equipment or other items participants are to bring to the class: Favorite hammer and tongs for 3/8 round if you have them.

Safety Equipment: Bring safety glasses and appropriate clothing the usual for forging with coal: safety glasses, hearing protection, clothing of natural fiber with no cuffs or fraying, and leather boots or shoes.

Lunch Arrangements: Bring a lunch and water or dine at local fast food places

Class Manager: Gordon Barr

To register online go to The Guild of Metalsmiths website, <https://www.metalsmith.org/education>

Or to mail in a check, contact Gordon Barr agbarr@metalsmith.org to reserve a spot or for additional information.



Tom O'Donnell forge welding.

Announcement

Central Minnesota Blacksmiths (CMB) will be meeting at my shop (Wayne Olson) on Saturday, April 5. Guild members are welcome to join the central MN group's meeting. Time 10 am to whenever.

Address:

3810 State Hwy 70
Pine City, MN
(55 minutes north of downtown St. Paul)

Potluck for lunch so bring something to share. Potluck followed by a demonstration. Shop is heated and out of the weather with plenty of parking space. Bring a chair to sit on. Come enjoy the spring day! Questions? Call me.

Wayne Olson
Cell 320.280.0100

Acceptance will be in the order submitted, based on the online transaction date or postage date, and each person will be notified individually.

Brass & Copper Decorative Techniques

Date and time: Saturday, April 12, 2025 9:00 am – 4:00 pm

Cost: \$70

Class size: Maximum students: 8 Minimum students: 6

Location: Rick Wessling's Shop, 3442 North Washington Avenue, Minneapolis MN 55412

Instructor: Sara Gries

Class Description: Sara Gries will share what she's learned from years of exploring/ experimenting with brass and copper, specifically for this class the decorative potential of various processes: etching, creating patina (coloring) by means of chemical or heat reaction ("flame coloring"), plating and removal/abrasion. In addition, she will share tips for design (how to transfer your idea to the metal, how to make curves and fine areas appear visually smooth and balanced) and will demonstrate the practical application of cutting, piercing, and contouring techniques.

This is not a project class, but you'll have several "samplers" to take home as you, too, explore the potential to apply these techniques to your jewelry, knife-making, tinwork, or copper smithing.

There is no pre-requisite of skills for this class. Just bring your curiosity and safety glasses. Chemicals and a micro-torch will be used for a few techniques, so we are limiting this to adults.

Registration deadline is March 31st.

Safety Equipment: Safety glasses

Special Instructions: participants will be asked to bring a small sketched image to practice the transfer and etch process. Details will be provided in the acceptance letter.

Lunch Arrangements: bring your own

Class Manager: Christina Dodge christina.guildmbr@gmail.com

To register online go to The Guild of Metalsmiths website, <https://www.metalsmith.org/education>

Or to mail in a check, contact Christina Dodge to reserve a spot or for additional information.

Acceptance will be in the order submitted, based on the online transaction date or postage date, and each person will be notified individually.



The photo shows several patina techniques which will be demonstrated.

Flatware Jewelry Class

Date & Time: Saturday, April 26, 2025, 10 AM to 4 PM

Cost: \$85 for members, \$95 for non-members

Location: MN Transportation Museum/Jackson Street Roundhouse, 193 Pennsylvania Ave E, St Paul, MN 55130—map page 4

Instructor: Larry Nevin

Class size: Maximum students: 10, 18+ only, Minimum students: 3

Class Manager: Kim Maas Phone: 651-328-7219 email: tgom.volunteer@gmail.com

Class Description: Come and make a custom piece of jewelry for your favorite person or better yet, for yourself. This class is a wonderful opportunity for beginner metalsmiths and a good challenge for the advanced metalsmith.

Tools and Equipment or other items participants are to bring to the class: Students will need to bring a slotted serving spoon to class. Silver, silver plate and stainless flatware works well.

Safety Equipment: safety glasses, hearing protection, clothing of natural fiber with no cuffs or fraying, and leather boots or shoes.

Lunch Arrangements: Bring snacks and beverages, or go to one of the nearby restaurants.

To register online go to The Guild of Metalsmiths website, <https://www.metalsmith.org/education>

Or to mail in a check, contact Kim Maas to reserve a spot at tgom.volunteer@gmail.com

Acceptance will be in the order submitted, based on the online transaction date or postage date, and each person will be notified individually.



Hammer Making Class 2025

Date & Time: Saturday, May 10, 2025

Instructors: Derrick Phillips and others

Cost: Members \$75; Non-members \$85 Class size: Max 8, min. 4

Class Manager: Derrick Phillips, derrickphillipsa3o3@gmail.com

Location: MN School of Horseshoeing (map right)

Class Description: It is recommended that anyone wishing to take this class have taken at least a few days long beginners class, and have several weeks of forging time. This will help ensure a certain comfort at the forge and with hot metal, as this class works with a larger hot piece. This class will teach you the skills you need to make a basic rounding hammer. With this knowledge you will then be able to expand your tool chest with other handled tools. All handled tools such as top fullers, punches and flatters start with this same process. We will begin with a piece of tool steel, punch the eye, shape both striking ends, heat treat and add the handle. You will go home with your own hammer. There will be an assortment of weights to choose from so you can make a hammer to fit your size and needs. This is an intermediate skill level class

Tools and Equipment or other items participants are to bring to the class: Bring your favorite hammers; one for striking hot metal and one for striking punches and drifts. A tongs for holding 1-1/2" square stock if you have that size

Safety Equipment: the usual for forging with coal: safety glasses, hearing protection, respirator or dust mask for grinding, clothing of natural fiber with no cuffs or fraying, and leather boots or shoes.

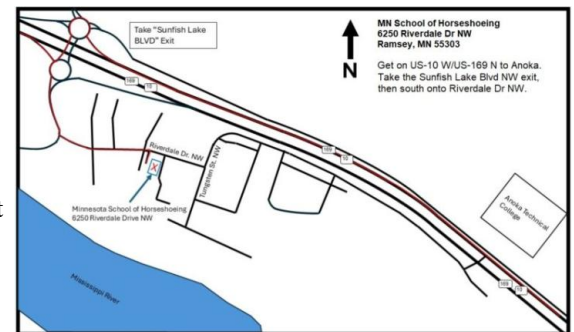
Special Instructions: This class can run late just to give a heads up

Lunch Arrangements: Bring your own lunch or eat at one of the local establishments. We will take an hour break around noon.

To register online go to The Guild of Metalsmiths website, <https://www.metalsmith.org/education>

Or to mail in a check, contact Derrick Phillips at derrickphillipsa3o3@gmail.com to reserve a spot.

Acceptance will be in the order submitted, based on the online transaction date or postage date, and each person will be notified individually.



Intro to Arc Welding 2025

Date & Time: May 17, 2025 from 9:00 AM to 4:00 PM

Location: MN Transportation Museum/Jackson Street Roundhouse (map below)

Instructor: Ben Groves

Class size: Max 4, min 3 Cost: Members: \$125; Non-members: \$150

Class Manager: Martin Masters 651-285-8731 mastersmw@yahoo.com



Description: If you've ever wanted to know more about welding, but didn't have a way to do it, here's your chance. There's something mysterious and magical about welding. Welders sit so close to this fountain of sparks that most people would jump back from. They join steel (and other materials) together as if they were one.

This one-day class will be a survey of three common modern arc welding techniques which are appropriate for hobby welding:

- Shielded Metal Arc Welding (SMAW/Stick)
- Gas Metal Arc Welding (GMAW/MIG)
- Flux Cored Arc Welding (FCAW)

Each technique will be explained and demonstrated. Then the student will have hands-on time to practice.

Safety Equipment – Wear clothing made of natural fiber with no cuffs or fraying, and leather boots or shoes.

Needed Equipment: Proper welding gloves, welding leathers or coat, welding helmet. We will have loaner helmets and some gloves if you don't want to buy.

Lunch Arrangements: Bring a bag lunch or eat at a local restaurant.

To register online go to The Guild of Metalsmiths website,

<https://www.metalsmith.org/education>

Or to mail in a check, contact the class manager by the information listed above to reserve your place.

Acceptance will be in the order submitted, based on the online transaction date or postage date, and each person will be notified individually.



Calla Lily Class 2025

Date & Time: May 31, 2025, 9:00 A.M. – 4:00 PM

Location: Myron Hanson's Shop. Forging will be out in the open air. (Map below)

Instructor: Myron Hanson

Class size: Max 10, min 4

Cost: Members: \$65; Non-members: 75

Class Manager: Kim Maas, 651-328-7219,

tgom.volunteer@gmail.com

Description: For this class, the Beginners Blacksmithing Class is a requirement. Are you tired of buying your sweetheart a beautiful bouquet of flowers, just to find them in the garbage a week later? Here is an opportunity to learn how to make Calla Lilies. After taking this class, you can make your sweetheart a bouquet that will last forever, reminding them how much you care. No sweetheart, no problem...make them for yourself.

Tools and Equipment or other items participants are to bring to the class: Square faced and/or cross pein hammer, scrolling pliers

Safety Equipment: the usual for forging with coal: gloves, safety glasses, hearing protection, clothing of natural fiber with no cuffs or fraying, and leather boots or shoes.

Lunch arrangements: Bring lunch or visit one of the many restaurant choices in the area.

To register online go to The Guild of Metalsmiths website, <https://www.metalsmith.org/education>

Or to mail in a check, contact Kim Maas, 651-328-7219, tgom.volunteer@gmail.com for additional information.

Acceptance will be in the order submitted, based on the online transaction date or postage date, and each person will be notified individually.



Class Project



Potential use of what you will learn: Myron's outside hand rail.



Leaf Class 2025

Date & Time: June 1, 2025, 9:00 am Location: Myron Hansons' shop: Eagan (map below)

Instructor: Myron Hanson

Class size: Max 6, min 4

Cost: Member \$65; Non-member \$75

Class Manager: Kim Maas, 651-328-7219, tgom.volunteer@gmail.com

Description: This is an intermediate class. This leaf can be used in many elements such as railings for staircases, paper towel holders, curtain rods—let your imagination be your guide. This class will expand your skills set.

Tools and Equipment or other items participants are to bring to the class:

Square faced and cross-pein hammer, scrolling pliers

Safety Equipment: the usual for forging with coal: gloves, safety glasses, hearing protection, clothing of natural fiber with no cuffs or fraying, and leather boots or shoes.

Lunch Arrangements: Bring lunch or visit one of the many restaurant choices in the area.

To register online go to The Guild of Metalsmiths website,

<https://www.metalsmith.org/education>

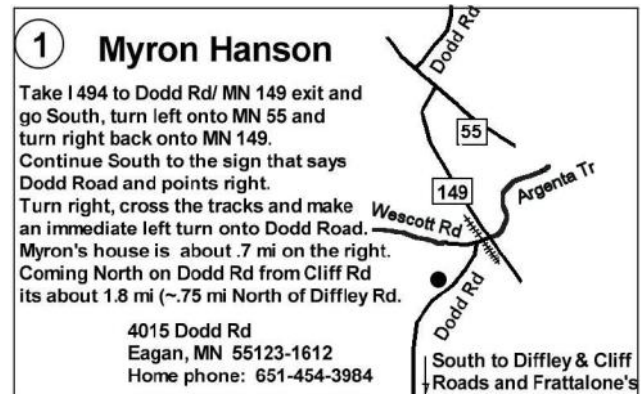
Or to mail in a check, contact Kim Maas, 651-328-7219,

tgom.volunteer@gmail.com for additional information.

Acceptance will be in the order submitted, based on the online transaction date or postage date, and each person will be notified individually.



Leaf



Animal Heads—3-day class

Dates & times: Saturday & Sunday, April 12 & 13, 8:30 am to 4:30 pm; Saturday, June 28, 8:30 am to 3:00 pm

Location: MN School of Horseshoeing (map page 7) Instructors: Larry Wasmund, Bob Brown, others

Cost: \$260

Class size: Max 8, Min 5

Class Manager: Larry Wasmund, poundedtreasures@gmail.com



Description: This class will involve forging animal heads from the Guild's workbook, *Iron Menagerie*, or other heads, for the annual forging contest at the Fall Conference in September. (See related article below, right.) We will assist any individuals interested in entering the Fall Madness contest on animal heads. This class will detail how to make the different heads shown in the workbook, along with the punches, chisels, fullers, and vice holding brackets listed as used in the creation of the animal heads of *Iron Menagerie*.

This class will require an intermediate level of experience or at minimum a high level of basic training with additional forging experience with practice. The class will include drawing out as many tools as required for your chosen head project. There are many different punches used to create all the projects. You will be forging all of those necessary for your chosen head. These tools require several hours of forging, grinding, and heat treating. Hopefully we can forge and shape the majority on Day One. On Day Two we will complete the tools and heat-treat them and do some practice punching in different modes. In the afternoon we will begin creating our heads. All materials will be provided for the punches, tools, and for one animal head of your choice. A home forging station is not required but is recommended for out-of-class work on the project. You can always come to the Nowthen Meeting in June to continue working or getting advice on the forging of your head.

Tools and Equipment or other items participants should bring to the class: Bring your favorite hammers, hot rasp, files measuring equipment, and a hand grinder if you have them. Also a leather apron may be a helpful item.

Other Equipment: We will need additional belt grinders if you have one. Please let the champion know ahead of time so we don't all bring them.

Special Instructions: If you have your own copy of *Iron Menagerie*, bring it along. There will be copies available for purchase at the class.

Lunch: Lunch is on your own so bring a sack lunch or travel to one of the local food establishments close by.

To register online go to The Guild of Metalsmiths website, <https://www.metalsmith.org/education>

Or to mail in a check, contact the class manager via email address : Larry Wasmund, poundedtreasures@gmail.com

Acceptance will be in the order submitted, based on the online transaction date or postage date, and each person will be notified individually.

Supplies needed for the Guild!

Kim Maas is the champion/class manager for the Beginners Blacksmithing Classes. The classes use 24, 1½" three ring black binders, annually. If you have any 1½" binders lying around and don't know what to do with them, I would like to take them off your hands. Please contact Kim Maas, 651-328-7219 (text or call), tgom.volunteer@gmail.com to arrange to connect. Or you can bring them to any membership meeting and give them to me then.

The Communication Committee uses past issues of *Metalsmith* to promote the Guild. They are used in displays for demonstrations, Minnesota Transportation Museum and Minnesota School of Horseshoeing. They are sent to the Beginners Blacksmithing class students in a "Thank you" packet after the class, encouraging students to join the Guild, along with other opportunities to promote the Guild. If you have issues of *Metalsmith* that you would like to donate for promotional purposes, please contact Kim Maas, 651-328-7219 (text or call), tgom.volunteer@gmail.com to arrange to connect. Or you can bring them to any membership meeting and give them to me then. I will make sure that the mailing addresses are illegible before using them.

Thank you.

— Kim Maas

BREAKING NEWS: FARM BABIES!

We have been invited back to demonstrate at the MN Zoo for four weekends in April and May at the MN Zoo's "Farm Babies" event. This is the event's 25th anniversary. It is a venue we have demonstrated at before, and it is a really great setup.



The demonstrations are April 26, 27, May 3, 4, 10, 11, 17, and 18. Coal is provided, and we will have two and perhaps three forges set up. All you need is your hammer and some stock. You do not need to come all weekends or even all day.

First time demonstrators are welcome and encouraged. If you are interested, please contact Rick Wessling, rgwessling@gmail.com. We will need to coordinate who is coming and what days, so we do not have everyone at the same time. Looking forward to being back at this great venue.

2025 Fall Conference Contest Details

The Fall Conference Contest this year is inspired by The Guild of Metalsmiths workbook, *Iron Menagerie*.

- The basic contest will be an animal head alone on the end of a bar.
 - The advance contest will be an animal head on a useful tool.
- Our Education Committee will be offering an Animal Head class in April. Details for the class are printed above, left.

The June Membership Meeting Hammer-In to be held at Nowthen will be an opportunity to ask questions and receive guidance from some of the guild's experienced smiths. Bob Brown will also be demonstrating an animal head. "Save the Date" notice is on page 1 in this issue of *The Forum*.

You will find inspiration in *Iron Menagerie*, available for purchase on the Guild website or at most membership meetings. You can also check out the videos created by Darryl Nelson on YouTube.

Good Luck!

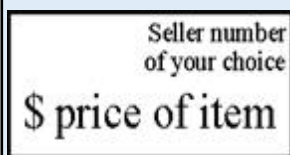
2025 Fall Conference Craft Sale

We will again be having a Craft Sale at the September 20 & 21 Fall Conference.

If you are interested in selling your handcrafted items, please contact me, Paula Wasmund, by text or phone call at 507-469-0404. You can pick a table and let me know how much room you need. There are five 8-foot tables available.

What does it cost? A donation to the Guild's live auction and a \$10-\$15 door prize that we will be awarding at noon on Sunday during lunch. Doesn't matter what the door prize is, we just want to thank the buyers of our crafts. You will also be asked to volunteer two 2-hr. shifts to work sales. Consideration will be made if you're watching the demonstrators.

Pricing your crafts: Format needed for price tags (below, left). Vendors (sellers) need to price every item.



This is how sales are tracked by vendors. Daily tallies of daily sales will be available to vendors. After lunch on Sunday, vendors will receive funds made during sale.

Craft Sale hours:

Friday 2 PM – 10 PM

Saturday 7:30 AM – 6 PM

Sunday 7:30 AM – 1 PM Packing up your crafts will be after lunch Sunday.

Cancellation policy: Please give at least 10-day notice if you need to cancel your reservation unless it is an emergency. This will allow someone on the waiting list to take advantage of the cancellation.

Door Prize Rules: You may sign up for door prize with each sales transaction with the Craft Sales. If you have more than one transaction in a day, you may sign up with each transaction. *Must be present at conference to win. *One prize per person.

— Paula Wasmund

2025 Fall Conference T-Shirt Contest

The Fall Conference T-Shirt design for this year's event will be a **Contest!**

What would you like to see on this year's t-shirts? How would you design it?

Rules to the Contest:

- Design must be Guild or metal work related.
- Design must be original—*your design*. Can be inspired, but not a copy of another's design.
- Design needs to be a single-color line design / drawing, no shading and will be printed on a colored (yet to be determined) t-shirt.
- Contest submissions need to be received by email or post-marked by: **June 1, 2025.**

Entries need to include:

1. Your name.
2. Copy of design (include suggested ink and shirt color).
3. Location of your design.



At the June 2025 Members Meeting there will be a vote on the designs that are submitted. No names will be attached to the designs at the time of voting to keep it fair.

Everyone is encouraged to participate!! Will you see your design made into a t-shirt??

Winner of the contest will receive a **FREE FALL CONFERENCE T-SHIRT!**

Send your email entry today!

Email entry to: **Kim Maas, Volunteer Coordinator**
tgom.volunteer@gmail.com

or mail entry to:

Kim Maas
965 Gorman Ave.

West. St. Paul, MN 55118


Questions, comments, or concerns? Text or call 651-328-7219

History in the making...

If you missed TGoM's membership meeting at the MN Transportation Museum on February 12, you really missed some notable and historic "show-n-tell" examples of smithing by our very own veteran smiths. Enjoy the photos below!



Myron Hanson, collector of antique Coleman lanterns, showed some cupolas (domes) for his lanterns.



Dick Carlson shared a jig he uses for mortising wheel spokes.



Wes Peterson and Dean Ziegenbein showed restored lathes they use for their projects.



Bob Brown demonstrated his "Homemade Rotary Welding Positioner" for welding round/ circular objects. i.e. pipe, flanges, cylinders etc.

Tunnel Mill Events 2025

At Tunnel Mill, 28036 County Road 1, Spring Valley MN 55975; website Tunnel Mill Crafts

- ◆ Quilt Retreat in the Country with Carol Adams, April 25, 26 & 27, 2025
- ◆ Paint a Barn Quilt Block With Carol Adams April 26, 2025
- ◆ Candle Making at Tunnel Mill, May 3 & 4, 2025
- ◆ Mastermyr Style Chest Follow up Class, Tom Latane', May 16, 17, 18, & 19, 2025 (3 or 4 day class)
- ◆ Gothic Door Class, Tom Latane' and Paul Nyborg, June 25-29, 2025

Tom will teach the metal portion on the first 2 days, June 25-26, and Paul will teach the wood portion on June 27-28.

- ◆ Damascus with Rick Furrer, Damascus knife with handle, August 15, 16 and 17, 2025
- ◆ Dead-Bolt Door Lock Class, Tom Latane, Oct. 20-26, 2025

Community Education Classes

- ◆ Beginning Blacksmithing with Luke Venheisen (2 separate class dates) June 4, 11, & 18th, 2025 6:30 - 9:30 for 3 weeks, or-June 5, 12, & 19, 2025
- ◆ Create your own knife in 1 day with Luke Venheisen, June 7, 2025

Tunnel Mill is located 20 miles south of Rochester Minnesota. Take Hwy 63 South out of Rochester to Stewartville, turn east on Hwy 30 to County Highway 1 (approx 5.5 miles). Turn south on County Highway 1. Follow CO HWY 1 6.5 miles to Tunnel Mill on the left side of CO RD. Call about camping on the grounds or inquire about lodging in the area.

For more information on any of the classes and/or to register, contact us at jc-adams@msn.com, or call 507-289-4189 or 507-378-4983 Carol Adams.



Goings on...a listing of TGoM events at a glance



- **Most membership meetings** are the second Wednesday of February, April, June, August, and October. Date for December will be announced. **Watch each Forum for date and location changes.** For these meetings a potluck meal begins at 6:30 pm and the business meeting begins at 7, with a demonstration or activity starting around 8 (times approximate).
- Education Comm. meets first Thursday of each month. Contact Kim Maas (tgom.volunteer@gmail.com) and Laurel Larkin (frogwench@comcast.net) co-chairs.
- Program Comm. meetings are 7 pm the third Thursday monthly. Derrick Phillips derrickphillipsa303@gmail.com or Mark Lockwood mlockwood851@gmail.com co-chairs.
- Most board meetings are the second Wednesday of January, March, May, July, September, and November via ZOOM.

March 2025

- March 1 & 2, 2025, Zombie Killer / Chopping Knife 2-Day Class, MN School of Horseshoeing—CLASS IS FULL!
- March 8, 15, & 22, 2025, Beginning Blacksmithing Classes, MN School of Horseshoeing
- March 29, Intro to Forge Welding, MN School of Horseshoeing

April 2025

- April 5, CMB meeting at Wayne Olson's home.
- April 9, Guild Membership Meeting, Knife Makers Supply, Mankato
- April 12, Brass and Copper Decorative Techniques Class, Rick Wessling's Shop, 3442 North Washington Avenue, Minneapolis
- April 12 & 13, Animal Heads class, days 1 and 2 of 3, MN School of Horseshoeing
- April 26, Flatware Jewelry Class, MT Museum/Jackson Street Roundhouse.
- April 26 & 27, Northern Minnesota Metalsmiths annual conference. Shevlin, MN. Contact Jeff Olson, www.olsonironworks.com/

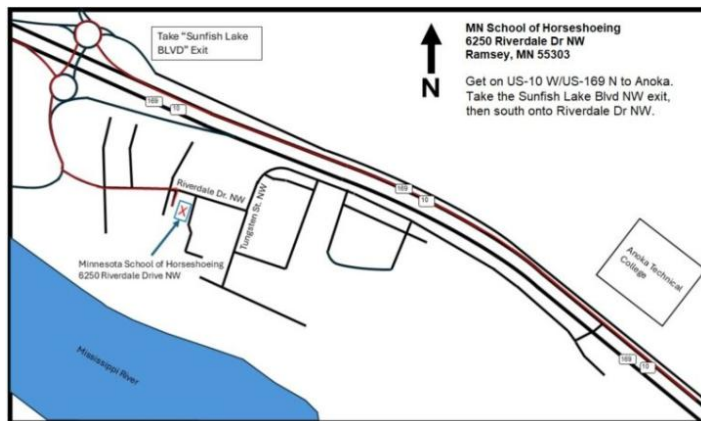
May 2025

- May 1-4, [Blacksmiths Association of Missouri \(BAM\)](http://Blacksmiths Association of Missouri (BAM) annual conference) annual conference, Missouri State Fairgrounds, Sedalia, MO
- May 10, Hammer Class, MN School of Horseshoeing
- May 17, Intro to Arc Welding, Jackson Street Roundhouse
- May 31, Calla Lily Class, Myron Hanson's shop, Eagan

June 2025

- June 1, Leaf Class, Myron Hanson's shop, Eagan
- June 6, 7, 8, Spring/Summer Hammer-In, Nowthen Threshing Show grounds
- June 7, TGoM June Membership Meeting, Nowthen Threshing Show grounds
- June 28, Animal Heads class, day 3 of 3, MN School of Horseshoeing

Map to MN School of Horseshoeing



Join The Guild of Metalsmiths

Send \$30 dues to the address below. Please circle if you want to be listed in our membership directory and/or check items you don't want listed.

The Guild of Metalsmiths
PO Box 72
Hudson, WI 54016

List Me
in the directory
but don't list address - phones: home - work - fax -
cell - email - web page
(circle items above you DO NOT want published)

Don't List Me
in the Directory

Name: _____

Email address: _____

Address: _____

City, State, Zip Code: _____

Primary phone: _____ Secondary phone: _____

All memberships are family memberships. Persons of all ages, professionals, and hobbyists, are invited to join.

We do not sell our mailing list.

ELECTRONIC FORUM

If you have not been receiving an email notification that *The Forum* is available, please verify that we have your correct email address. Contact Gordon Barr at agbarr@metalsmith.org.



Address Service

If you have items to be included in *The Forum*, please send them to Georgia Myers, editor, by email to: gldmyers@embarqmail.com by the third Monday of the month, if possible.

The Guild of Metalsmiths on the web

Visit our website at <https://www.metalsmith.org>

Looking for something? Try the search engine. On our home page, at the top of the right sidebar, enter your query and click on "Search."

To reach our website quickly, just scan the QR code below.

March 2025



Your membership expiration date will show on the address label of your quarterly "Metalsmith" magazine.

TGoM now accepts PayPal and most major credit cards

The Guild accepts PayPal and most major credit cards, in addition to paper checks, for the payment of annual dues. This should make it more convenient for members to pay dues.

The Forum

The Guild of Metalsmiths publishes *The GoM Forum* monthly. It is intended as a tool to further our educational mission, to keep members up to date on current happenings, to publicize projects and workshops, a place for all members to express their opinions, concerns, learn more about each other—in short, to help us run our organization

Guild educational grants

There is grant money available for Guild members to study intermediate and advanced metalworking techniques.

The Guild educational grant program is designed to bring new skills into the metalworking community. Participants are given money to pay for a portion of their expenses and are expected to learn some new or poorly understood skill, and then to share what they have learned with other members and the public through an article in our quarterly magazine, "Metalsmith." They're also expected to lead a workshop on the topic (or other educational service approved by the board).

Application forms are available from the president or treasurer at a regular meeting, or by sending a self-addressed, stamped envelope to:

The Guild of Metalsmiths
PO Box 72
Hudson, WI 54016