

# 'The Forum'



April 2025

Vol. 27 No. 4

Visit our website at <https://www.metalsmith.org>

## April 5 is the next Guild of Metalsmiths Membership Meeting

On Saturday, April 5, The Guild of Metalsmiths next membership meeting will be held at Midwest Knifemaker's Supply in Mankato MN. We will meet there from 9:00 am to 1:00 pm. Be sure to bring show-n-tell items.

They have a warehouse of materials that we will be able to roam through and pick up items to buy. There will be a demonstration or two about knife handles, construction, and materials.

**Midwest Knifemakers Supply**

2650 9th Ave

Mankato MN 56001

If you have questions about this meeting, please contact Jesse Gavin, email [jagavin6273@hotmail.com](mailto:jagavin6273@hotmail.com)

### Invitation to lunch after April 5 Membership Meeting—RSVP please!

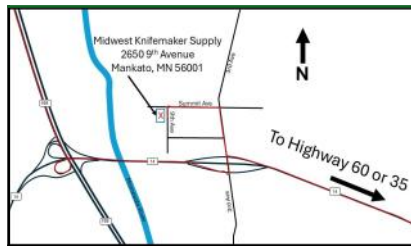
Myron Hanson is extending an invitation to his cabin after the April Membership Meeting for a cookout. Myron will provide hamburgers, buns, ketchup and beans. Please bring a dish, chips or desserts to share. You will need to bring the beverage(s) of your choice.

There is a request for a Grill Chef. If you like cooking on the grill and would be willing to share your talents, please mention it with your R.S.V.P. The cabin's location is: 50306 Sunset Lane, Waterville, MN 56096. Time for the cookout: Directly after the April 5 Membership Meeting.

Myron is asking you for R.S.V.P. so proper preparations can be made. To R.S.V.P. you can call Myron at 651-338-0574 or Kim at 651-328-7219, or email [tgom.volunteer@gmail.com](mailto:tgom.volunteer@gmail.com).

### To get to the location in Mankato...(map at right)

Two easy options to choose from: take 169 south to Mankato, then east on Hwy 14 or come in from the east on Hwy 60 or I35 and go west on Hwy 14 to 3rd Avenue, go north on 3rd Ave, turn left on Summit, left on 9th Avenue, right into parking lot.



## TGoM Spring/Summer 2025 Hammer-In & June meeting; June 6-8, Nowthen Blacksmith Shop, 7415 Old Viking Blvd, Nowthen MN

Join us for the annual TGoM Spring/Summer Hammer-In at the Nowthen Blacksmith Shop! Whether you're a seasoned blacksmith or a beginner eager to learn, this event is all about forging, sharing skills, and having a great time with fellow smiths.

### Schedule of Events

#### Friday, June 6

3:30 PM – Early arrival & setup

4:30 PM – Late Night – Open forge

#### Saturday, June 7, June Member Meeting

#### All Day Forging

12:00 PM – Potluck & Business Meeting

Bring a dish to share if you can.

**Afternoon** – Blind Forging Competition

**Challenge:** Feel an object inside a box and forge it without looking!

**Rules:** Time limit applies. Prizes to be announced.

**Evening – Late Night** – Open forge continues

#### Sunday, June 8

**Morning** – Final forging & cleanup

**Departure** – Pack up and go home happy!

#### Focus Project & Skills Sharing

We will work toward the **Fall Conference contest: Animal heads on useful tools.** Bring any examples or ideas to share. If you'd rather focus on another project or skill, that's perfectly fine!

#### What to Bring

Your own tools if you have them

Specific steel stock if needed (limited stock)

Vol 27 Issue 4 April 2025

available on-site)

Scrap pieces welcome

Enthusiasm for learning and sharing!

#### New to Blacksmithing?

Beginners are highly encouraged to attend! This is a great opportunity to try your hand at smithing in a welcoming environment. If you'd like guidance on a specific project, reach out ahead of time, and we'll do our best to accommodate.

#### Demonstrations & Contact

If you have skills in tool-making or other forging techniques and would like to **demonstrate**, or if you have questions, please contact **Wayne Olson**. (Phone number available in the Forum.)

#### Additional Details

**Camping:** Primitive on-site camping available Friday & Saturday night

**Facilities:** Port-a-potties on-site

#### Equipment:

Five forges available (coal provided)

Additional forge & anvil provided

Bring your own equipment if desired

**No Charge to Participate**

**Tailgating Encouraged**

**Want to forge all night on Saturday? Challenge accepted! I'll stay through Sunday to support those who want to keep going.**

See you there!

**Contact: Wayne Olson,**

[wayneolson10@gmail.com](mailto:wayneolson10@gmail.com), 320.280.0100

## QUICKNEWS

### Class: Brass & Copper Decorative Techniques

April 12. Register page 3

**Class: Animal Heads-3 days**

April 12 & 13 and June 28.

Register page 5.

**Class: Flatware Jewelry**

April 26. Register page 2.

**Class: Taste of Blacksmithing**

May 3. Register page 4.

**Class: Hammer Making 2025**

May 10. Register page 2

**Class: Intro to Arc Welding**

May 17. Register page 3

**Class: Open Forge**

May 18. Details page 4

**Class: Calla Lily Class**

May 31. Register page 3.

**Class: Leaf Class**

June 1. Register page 3.

## Volunteer Opportunities

Are you a smith looking for volunteer opportunities and not sure whom to talk to? Contact: Kim Maas, Volunteer Coordinator at: [tgom.volunteer@gmail.com](mailto:tgom.volunteer@gmail.com) or call 651-328-7219.

## Announcement

**Central Minnesota Blacksmiths (CMB)** will be meeting at my shop (Wayne Olson) on Saturday, April 5. Guild members are welcome to join the central MN group's meeting. Time 10 am to whenever.

### Address:

3810 State Hwy 70  
Pine City, MN  
(55 minutes north of downtown St. Paul)

Potluck for lunch so bring something to share. Potluck followed by a demonstration. Shop is heated and out of the weather with plenty of parking space. Bring a chair to sit on. Come enjoy the spring day! Questions? Call me.

**Wayne Olson**

**Cell 320.280.0100**

## Brass & Copper Decorative Techniques

Date and time: Saturday, April 12, 2025 9:00 am – 4:00 pm

Cost: \$70

Class size: Maximum students: 8 Minimum students: 6

Location: Rick Wessling's Shop, 3442 North Washington Avenue, Minneapolis MN 55412

Instructor: Sara Gries

**Class Description:** Sara Gries will share what she's learned from years of exploring/ experimenting with brass and copper, specifically for this class the decorative potential of various processes: etching, creating patina (coloring) by means of chemical or heat reaction ("flame colouring"), plating and removal/abrasion. In addition, she will share tips for design (how to transfer your idea to the metal, how to make curves and fine areas appear visually smooth and balanced) and will demonstrate the practical application of cutting, piercing, and contouring techniques.

This is not a project class, but you'll have several "samplers" to take home as you, too, explore the potential to apply these techniques to your jewelry, knife-making, tinwork, or copper smithing.

There is no pre-requisite of skills for this class. Just bring your curiosity and safety glasses. Chemicals and a micro-torch will be used for a few techniques, so we are limiting this to adults.

**Safety Equipment:** Safety glasses

**Special Instructions:** participants will be asked to bring a small sketched image to practice the transfer and etch process.

Details will be provided in the acceptance letter.

**Lunch Arrangements:** bring your own

**Class Manager:** Christina Dodge [christina.guildmbr@gmail.com](mailto:christina.guildmbr@gmail.com)

**To register online** go to The Guild of Metalsmiths website, <https://www.metalsmith.org/education>

**Or to mail in a check,** contact Christina Dodge to reserve a spot or for additional information.

**Acceptance will be in the order submitted, based on the online transaction date or postage date, and each person will be notified individually.**



The photo shows several patina techniques which will be demonstrated.

## Flatware Jewelry Class

Date & Time: Saturday, April 26, 2025, 10 AM to 4 PM

Cost: \$85 for members, \$95 for non-members

Location: MN Transportation Museum/Jackson Street Roundhouse, 193 Pennsylvania Ave E, St Paul, MN 55130—map page 4

Instructor: Larry Nevin

Class size: Maximum students: 10, 18+ only, Minimum students: 3

**Class Manager:** Kim Maas Phone: 651-328-7219 email: [tgom.volunteer@gmail.com](mailto:tgom.volunteer@gmail.com)

**Class Description:** Come and make a custom piece of jewelry for your favorite person or better yet, for yourself. This class is a wonderful opportunity for beginner metalsmiths and a good challenge for the advanced metalsmith.

**Tools and Equipment or other items participants are to bring to the class:** Students will need to bring a slotted serving spoon to class. Silver, silver plate and stainless flatware works well.

**Safety Equipment:** safety glasses, hearing protection, clothing of natural fiber with no cuffs or fraying, and leather boots or shoes.

**Lunch Arrangements:** Bring snacks and beverages, or go to one of the nearby restaurants.

**To register online** go to The Guild of Metalsmiths website, <https://www.metalsmith.org/education>

**Or to mail in a check,** contact Kim Maas to reserve a spot at [tgom.volunteer@gmail.com](mailto:tgom.volunteer@gmail.com)

**Acceptance will be in the order submitted, based on the online transaction date or postage date, and each person will be notified individually.**



## Hammer Making Class 2025

Date & Time: Saturday, May 10, 2025

Instructors: Derrick Phillips and others

Cost: Members \$75; Non-members \$85 Class size: Max 8, min. 4

**Class Manager:** Derrick Phillips, [derrickphillipsa3o3@gmail.com](mailto:derrickphillipsa3o3@gmail.com)

**Location:** MN School of Horseshoeing (map right)

**Class Description:** It is recommended that anyone wishing to take this class have taken at least a few days long beginners class, and have several weeks of forging time. This will help ensure a certain comfort at the forge and with hot metal, as this class works with a larger hot piece. This class will teach you the skills you need to make a basic rounding hammer. With this knowledge you will then be able to expand your tool chest with other handled tools. All handled tools such as top fullers, punches and flatters start with this same process. We will begin with a piece of tool steel, punch the eye, shape both striking ends, heat treat and add the handle. You will go home with your own hammer. There will be an assortment of weights to choose from so you can make a hammer to fit your size and needs.

This is an intermediate skill level class

**Tools and Equipment or other items participants are to bring to the class:** Bring your favorite hammers; one for striking hot metal and one for striking punches and drifts. A tongs for holding 1-1/2" square stock if you have that size

**Safety Equipment:** the usual for forging with coal: safety glasses, hearing protection, respirator or dust mask for grinding, clothing of natural fiber with no cuffs or fraying, and leather boots or shoes.

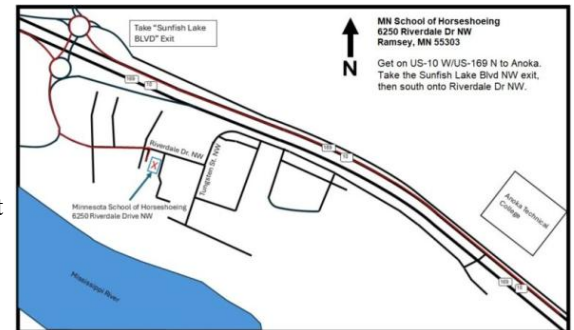
**Special Instructions:** This class can run late just to give a heads up

**Lunch Arrangements:** Bring your own lunch or eat at one of the local establishments. We will take an hour break around noon.

**To register online** go to The Guild of Metalsmiths website, <https://www.metalsmith.org/education>

**Or to mail in a check,** contact Derrick Phillips at [derrickphillipsa3o3@gmail.com](mailto:derrickphillipsa3o3@gmail.com) to reserve a spot.

**Acceptance will be in the order submitted, based on the online transaction date or postage date, and each person will be notified individually.**





# Intro to Arc Welding 2025

Date & Time: May 17, 2025 from 9:00 AM to 4:00 PM

Location: MN Transportation Museum/Jackson Street Roundhouse (map below)

Instructor: Ben Groves

Class size: Max 4, min 3 Cost: Members: \$125; Non-members: \$150

Class Manager: Martin Masters, 651-285-8731, [martin.masters@gmail.com](mailto:martin.masters@gmail.com)



**Description:** If you've ever wanted to know more about welding, but didn't have a way to do it, here's your chance. There's something mysterious and magical about welding. Welders sit so close to this fountain of sparks that most people would jump back from. They join steel (and other materials) together as if they were one.

This one-day class will be a survey of three common modern arc welding techniques which are appropriate for hobby welding:

- Shielded Metal Arc Welding (SMAW/Stick)
- Gas Metal Arc Welding (GMAW/MIG)
- Flux Cored Arc Welding (FCAW)

Each technique will be explained and demonstrated. Then the student will have hands-on time to practice.

**Safety Equipment** – Wear clothing made of natural fiber with no cuffs or fraying, and leather boots or shoes.

**Needed Equipment:** Proper welding gloves, welding leathers or coat, welding helmet. We will have loaner helmets and some gloves if you don't want to buy.

**Lunch Arrangements:** Bring a bag lunch or eat at a local restaurant.

**To register online** go to The Guild of Metalsmiths website,

<https://www.metalsmith.org/education>

**Or to mail in a check,** contact the class manager by the information listed above to reserve your place.

**Acceptance will be in the order submitted, based on the online transaction date or postage date, and each person will be notified individually.**



# Calla Lily Class 2025

Date & Time: May 31, 2025, 9:00 A.M. – 4:00 PM

Location: Myron Hanson's Shop. Forging will be out in the open air. (Map below)

Instructor: Myron Hanson

Class size: Max 10, min 4

Cost: Members: \$65; Non-members: 75

Class Manager: Kim Maas, 651-328-7219,

[tgom.volunteer@gmail.com](mailto:tgom.volunteer@gmail.com)

**Description:** For this class, the Beginners Blacksmithing Class is a requirement. Are you tired of buying your sweetheart a beautiful bouquet of flowers, just to find them in the garbage a week later? Here is an opportunity to learn how to make Calla Lilies. After taking this class, you can make your sweetheart a bouquet that will last forever, reminding them how much you care. No sweetheart, no problem...make them for yourself.

**Tools and Equipment or other items participants are to bring to the class:** Square faced and/or cross pein hammer, scrolling pliers

**Safety Equipment:** the usual for forging with coal: gloves, safety glasses, hearing protection, clothing of natural fiber with no cuffs or fraying, and leather boots or shoes.

**Lunch arrangements:** Bring lunch or visit one of the many restaurant choices in the area.

**To register online** go to The Guild of Metalsmiths website, <https://www.metalsmith.org/education>

Or to mail in a check, contact Kim Maas, 651-328-7219, [tgom.volunteer@gmail.com](mailto:tgom.volunteer@gmail.com) for additional information.

**Acceptance will be in the order submitted, based on the online transaction date or postage date, and each person will be notified individually.**



Class Project



Potential use of what you will learn: Myron's outside hand rail.

# Leaf Class 2025

Date & Time: June 1, 2025, 9:00 am Location: Myron Hansons' shop: Eagan (map below)

Instructor: Myron Hanson

Class size: Max 6, min 4

Cost: Member \$65; Non-member \$75

Class Manager: Kim Maas, 651-328-7219, [tgom.volunteer@gmail.com](mailto:tgom.volunteer@gmail.com)

**Description:** This is an intermediate class. This leaf can be used in many elements such as railings for staircases, paper towel holders, curtain rods—let your imagination be your guide. This class will expand your skills set.

**Tools and Equipment or other items participants are to bring to the class:**

Square faced and cross-pein hammer, scrolling pliers

**Safety Equipment:** the usual for forging with coal: gloves, safety glasses, hearing protection, clothing of natural fiber with no cuffs or fraying, and leather boots or shoes.

**Lunch Arrangements:** Bring lunch or visit one of the many restaurant choices in the area.

**To register online** go to The Guild of Metalsmiths website,

<https://www.metalsmith.org/education>

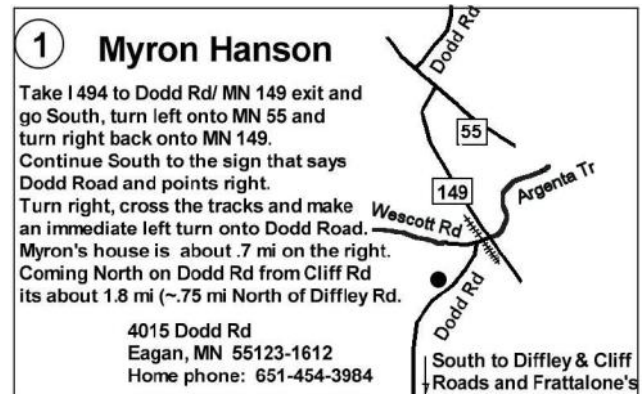
Or to mail in a check, contact Kim Maas, 651-328-7219,

[tgom.volunteer@gmail.com](mailto:tgom.volunteer@gmail.com) for additional information.

**Acceptance will be in the order submitted, based on the online transaction date or postage date, and each person will be notified individually.**



Leaf



## A Taste of Blacksmithing 2025

### Saturday, May 3, 2025, 9 am to 4 pm

#### Class Description:

This is the day to try blacksmithing. We have designed this for the complete novice. Hammer in hand, iron heated in the coal forge, anvil at the ready, you'll be making one or more of these take-home projects: a drive hook, an S-hook or just keep hammering and see what amazing shape comes forth. Bring your creativity, safety glasses, and curiosity. We supply everything else.



**Instructor:** Rebecca Hrobak, 612-226-8608, [rebelhornbrook@gmail.com](mailto:rebelhornbrook@gmail.com)

**Class Manager:** Marty Masters 651-285-8731

**Cost:** \$60

**Class size:** Maximum students: 10; Minimum students: 6  
Must be 18 years of age.

**Location** MN School of Horseshoeing  
6250 Riverdale Drive NW  
Anoka, MN 55303

**Tools and Equipment or other items participants are to bring to the class:**

Bring your favorite hammer. Gloves are optional

**Safety Equipment:** the usual for forging with coal: gloves, safety glasses, hearing protection, clothing of natural fiber with no cuffs or fraying, and leather boots or shoes.

**Lunch Arrangements:** Bring your own lunch or buy from local vendors

**To register, go to**

<https://stpaul.ce.eleyo.com/course/16723/spring-2025-adult/a-taste-of-blacksmithing>

## Open Forge

### Sunday, May 18, 2025, 9 am -3pm

This event is open to all Guild members. There is no lesson or agenda except to get some iron hot and hit it with a hammer and hang out with fellow blacksmiths. There are sign ups, and that guarantees you a forge space. If you just want to stop by and hang out, you are welcome to do so. If there's space at a forge, you can pay the fee and have at it. The fee just covers the facility, coal, and insurance.

**Instructor:** Harvey Steele

**Location** MN School of Horseshoeing . **Map below.**

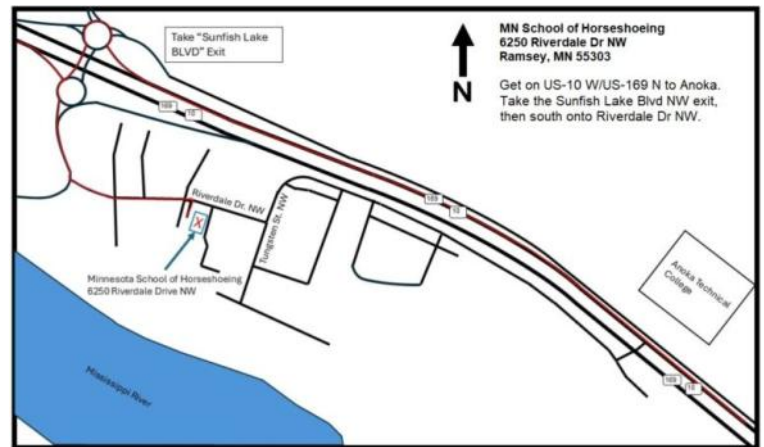
**Class Manager:** Marty Masters 651-285-8731

**Price of Class:** \$25. If you're going to be sharing a forge only sign up once per group.

**Class size:** Maximum students: 7 Minimum students: 4  
Waitlist YES Please

**Safety Equipment:** the usual for forging with coal: gloves, safety glasses, hearing protection, clothing of natural fiber with no cuffs or fraying, and leather boots or shoes..

**Lunch arrangement:** bring something to share.



### March 2025 Beginners Blacksmithing Class Graduates



Aidan Caerwyn, David Jenks, Owen Jenks, Taylor Sample, Victoria Fierst, \*Larry Wasmund, Alexander Henriksen, \*Harvey Steele, \*Adam Dauer, Billy Duncan . (\* indicates instructor)

### March 2025 Zombie Killer/Chopping Knife Class Graduates



Left-to-right (\*= instructors & assistants):

Calvin Anderson, \*Justin Klejeski, Zeke Ziegler, Bart Roeglin, \*Brendan Stevens, Soren Graff, \*Paul Widenhoefer, Bruce Jensen, Lee Gorres, Rob Bullis, Rory Bullock, Stan Littlefield



# Animal Heads—3-day class

Dates & times: Saturday & Sunday, April 12 & 13, 8:30 am to 4:30 pm; Saturday, June 28, 8:30 am to 3:00 pm

Location: MN School of Horseshoeing (map page 7) Instructors: Larry Wasmund, Bob Brown, others

Cost: \$260

Class size: Max 8, Min 5

Class Manager: Larry Wasmund, [poundedtreasures@gmail.com](mailto:poundedtreasures@gmail.com)



**Description:** This class will involve forging animal heads from the Guild’s workbook, *Iron Menagerie*, or other heads, for the annual forging contest at the Fall Conference in September. (See related article below, right.) We will assist any individuals interested in entering the Fall Madness contest on animal heads. This class will detail how to make the different heads shown in the workbook, along with the punches, chisels, fullers, and vice holding brackets listed as used in the creation of the animal heads of *Iron Menagerie*.

This class will require an intermediate level of experience or at minimum a high level of basic training with additional forging experience with practice. The class will include drawing out as many tools as required for your chosen head project. There are many different punches used to create all the projects. You will be forging all of those necessary for your chosen head. These tools require several hours of forging, grinding, and heat treating. Hopefully we can forge and shape the majority on Day One. On Day Two we will complete the tools and heat-treat them and do some practice punching in different modes. In the afternoon we will begin creating our heads. All materials will be provided for the punches, tools, and for one animal head of your choice. A home forging station is not required but is recommended for out-of-class work on the project. You can always come to the Nowthen Meeting in June to continue working or getting advice on the forging of your head.

**Tools and Equipment or other items participants should bring to the class:** Bring your favorite hammers, hot rasp, files measuring equipment, and a hand grinder if you have them. Also a leather apron may be a helpful item.

**Other Equipment:** We will need additional belt grinders if you have one. Please let the champion know ahead of time so we don’t all bring them.

**Special Instructions:** If you have your own copy of *Iron Menagerie*, bring it along. There will be copies available for purchase at the class.

**Lunch:** Lunch is on your own so bring a sack lunch or travel to one of the local food establishments close by.

**To register online** go to The Guild of Metalsmiths website, <https://www.metalsmith.org/education>

**Or to mail in a check**, contact the class manager via email address : Larry Wasmund, [poundedtreasures@gmail.com](mailto:poundedtreasures@gmail.com)

**Acceptance will be in the order submitted, based on the online transaction date or postage date, and each person will be notified individually.**

## Supplies needed for the Guild!

Kim Maas is the champion/class manager for the Beginners Blacksmithing Classes. The classes use 24, 1½” three ring black binders, annually. If you have any 1½” binders lying around and don’t know what to do with them, I would like to take them off your hands. Please contact Kim Maas, 651-328-7219 (text or call), [tgom.volunteer@gmail.com](mailto:tgom.volunteer@gmail.com) to arrange to connect. Or you can bring them to any membership meeting and give them to me then.

The Communication Committee uses past issues of *Metalsmith* to promote the Guild. They are used in displays for demonstrations, Minnesota Transportation Museum and Minnesota School of Horseshoeing. They are sent to the Beginners Blacksmithing class students in a “Thank you” packet after the class, encouraging students to join the Guild, along with other opportunities to promote the Guild. If you have issues of *Metalsmith* that you would like to donate for promotional purposes, please contact Kim Maas, 651-328-7219 (text or call), [tgom.volunteer@gmail.com](mailto:tgom.volunteer@gmail.com) to arrange to connect. Or you can bring them to any membership meeting and give them to me then. I will make sure that the mailing addresses are illegible before using them.

Thank you.

— Kim Maas

## FARM BABIES!

We have been invited back to demonstrate at the MN Zoo for four weekends in April and May at the MN Zoo’s “Farm Babies” event. This is the event’s 25<sup>th</sup> anniversary. It is a venue we have demonstrated at before, and it is a really great setup.



The demonstrations are April 26, 27, May 3, 4, 10, 11, 17, and 18. Coal is provided, and we will have two and perhaps three forges set up. All you need is your hammer and some stock. You do not need to come all weekends or even all day.

First time demonstrators are welcome and encouraged. If you are interested, please contact Rick Wessling, [rgwessling@gmail.com](mailto:rgwessling@gmail.com). We will need to coordinate who is coming and what days, so we do not have everyone at the same time. Looking forward to being back at this great venue.

## 2025 Fall Conference Contest Details

The Fall Conference Contest this year is inspired by The Guild of Metalsmiths workbook, *Iron Menagerie*.

- The basic contest will be an animal head alone on the end of a bar.
  - The advance contest will be an animal head on a useful tool.
- Our Education Committee will be offering an Animal Head class in April. Details for the class are printed above, left.

The June Membership Meeting Hammer-In to be held at Nowthen will be an opportunity to ask questions and receive guidance from some of the guild’s experienced smiths. Bob Brown will also be demonstrating an animal head. “Save the Date” notice is on page 1 in this issue of *The Forum*.

You will find inspiration in *Iron Menagerie*, available for purchase on the Guild website or at most membership meetings. You can also check out the videos created by Darryl Nelson on YouTube.

Good Luck!

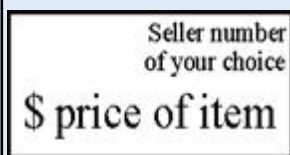
## 2025 Fall Conference Craft Sale

We will again be having a Craft Sale at the September 20 & 21 Fall Conference.

If you are interested in selling your handcrafted items, please contact me, Paula Wasmund, by text or phone call at 507-469-0404. You can pick a table and let me know how much room you need. There are five 8-foot tables available.

**What does it cost?** A donation to the Guild’s live auction and a \$10-\$15 door prize that we will be awarding at noon on Sunday during lunch. Doesn’t matter what the door prize is, we just want to thank the buyers of our crafts. You will also be asked to volunteer two 2-hr. shifts to work sales. Consideration will be made if you’re watching the demonstrators.

**Pricing your crafts:** Format needed for price tags (below, left). Vendors (sellers) need to price every item.



This is how sales are tracked by vendors. Daily tallies of daily sales will be available to vendors. After lunch on Sunday, vendors will receive funds made during sale.

**Craft Sale hours:**

Friday 2 PM – 10 PM

Saturday 7:30 AM – 6 PM

Sunday 7:30 AM – 1 PM Packing up your crafts will be after lunch Sunday.

**Cancellation policy:** Please give at least 10-day notice if you need to cancel your reservation unless it is an emergency. This will allow someone on the waiting list to take advantage of the cancellation.

**Door Prize Rules:** You may sign up for door prize with each sales transaction with the Craft Sales. If you have more than one transaction in a day, you may sign up with each transaction. \*Must be present at conference to win. \*One prize per person.

— Paula Wasmund

# 2025 Fall Conference T-Shirt Contest

The Fall Conference T-Shirt design for this year's event will be a **Contest!**

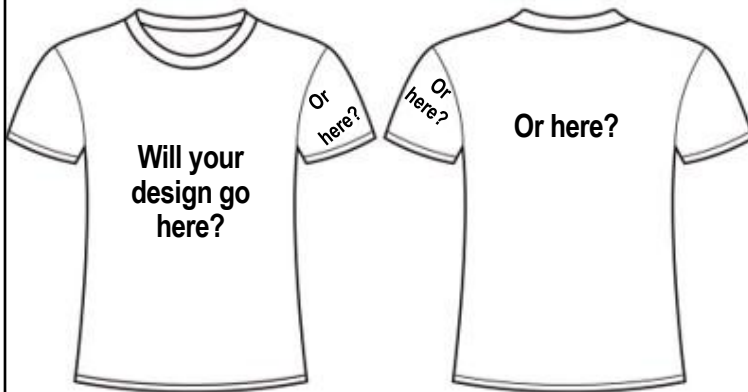
What would you like to see on this year's t-shirts? How would you design it?

Rules to the Contest:

- Design must be Guild or metal work related.
- Design must be original—*your design. Can be inspired, but not a copy of another's design.*
- Design needs to be a single-color line design / drawing, no shading and will be printed on a colored (yet to be determined) t-shirt.
- Contest submissions need to be received by email or post-marked by: **June 1, 2025.**

### Entries need to include:

1. Your name.
2. Copy of design (include suggested ink and shirt color).
3. Location of your design.



At the June 7, 2025 Members Meeting there will be a vote on the designs that are submitted. No names will be attached to the designs at the time of voting to keep it fair.

*Everyone is encouraged to participate!! Will you see your design made into a t-shirt??*

Winner of the contest will receive a **FREE FALL CONFERENCE T-SHIRT!**

Send your email entry today!

Email entry to: Kim Maas, Volunteer Coordinator

[tgom.volunteer@gmail.com](mailto:tgom.volunteer@gmail.com)

or mail entry to:

Kim Maas

965 Gorman Ave.

West. St. Paul, MN 55118

Questions, comments, or concerns? Text or call 651-328-7219

## Historic Lock Design and Theory

Saturday, April 12th at 2pm

Castle Rock Museum, Arms, Armor & Art

402 S. 2nd Street Alma, WI 54610

Join Thomas Latane for a program on "The Defensive Theory Behind Preindustrial Iron Locks."

The discussion will cover keys and keyhole shapes, tumblers, multiple bolts, springs, and wards and their early manufacture. Tom will bring several examples of his work for visitors to see.

Tom Latane is a blacksmith and woodworker with a shop in Pepin, Wisconsin, where he focuses on pre-industrial technology.

- Admission: \$6 Adults / \$4 Students
- Museum Members Get 50% Discount

Contact the museum at 608-685-4231 or [info@castlerockmuseum.com](mailto:info@castlerockmuseum.com) for more details.

## Board of Directors Meeting, March 12, 7:05pm 2025

Call to Order by President Marty Masters: 7:06 PM

Attendees: Taya Gavin, Jesse Gavin, Mark Lockwood, Kim Maas, Gordon Barr, Richard Zielike, Derrick Phillips, and Harvey Steele

### 1. Approval of Minutes

- Previous meeting minutes approved unanimously. Motion by Kim, seconded by Richard

### 2. Membership

- Gordon motions to accept Harvey Steele as board member, Richard seconds. Approved unanimously

### 3. Committee Reports

- Treasurer's Report: Taya  
Business Checking #6965 \$3,572.36  
Business Checking #7138 \$1,887.99  
Savings #7520 \$54,539.29

- ACH Setup in progress.

- Financial System Update: Proposal to transition to QuickBooks (\$35-\$50/month). • Neon Subscription Increase: Now \$178/month (previously approved in January).

### Membership:

300 paid members (+100 in flux).

120 postcards mailed reminding members of their expired membership.

### Programs:

Upcoming Meetings:

April: Knifemakers Supply, North Mankato. Optional cookout at Myron's cabin (RSVP required).

June: Nowthen. Forging contest with blindfolded selection. Potluck at noon.

### 4. Old Business

ACH Payment Setup – Finalization needed for Cornerstone payments.

Membership Dues Review – Assessment planned (unchanged for 20 years).

NEON Subscription Cost Management – Continued evaluation.

### 5. New Business

QuickBooks Transition – Ongoing discussion.

Treasurer's Account Access Updates:

Taya & Marty to visit the bank for signatory updates.

Marty to receive a bank card and signing authority.

Payment Review:

\$65 reimbursement to Susan for October meeting costs.

### 6. Conference & Classes

Program Committee manages both conference and class coordination.

Demonstrators assisting temporarily with planning.

Discussion on Education Committee's role in structuring classes.

### 7. Contracts & Payments

Demonstrator Contract – Finalization and distribution needed.

Guild Payment Policies:

Members may be compensated for services.

Volunteer instructors are welcome, but standard demonstrators receive compensation

### 8. Education & Events

Class Attendance:

Strong turnout for recent blacksmithing courses.

Some under-enrolled classes; adjustments needed.

Open Forge Expansion:

Proposal: Schedule quarterly.

Participation Fee: \$25 suggested.

Community Potluck: Under consideration.

Sign-up & Payment Logistics: To be finalized.

Consideration to increase frequency to quarterly.

### 9. Publicity & Community Engagement

Forum

Discord

47 active online members.

Metalsmith:

December issue of Metalsmith mailed January 20.

March issue will go out for proofreading within two weeks.

Supplier Directory:

Compilation in progress.

Community Partnerships:

Collaboration with St. Paul Public Schools on blacksmithing education.

Plans to expand outreach.

### 10. Adjournment

Meeting adjourned at 9:08pm.

Next Meeting: May 14th, 2025, at 7:00 PM.

Minutes Prepared By: Lee Meilleur and ChatGPT

# Goings on...a listing of TGoM events at a glance



- **Most membership meetings** are the second Wednesday of February, April, June, August, and October. Date for December will be announced. **Watch each Forum for date and location changes.** For these meetings a potluck meal begins at 6:30 pm and the business meeting begins at 7, with a demonstration or activity starting around 8 (times approximate).
- Education Comm. meets first Thursday of each month. Contact Kim Maas ([tgom.volunteer@gmail.com](mailto:tgom.volunteer@gmail.com)) and Laurel Larkin ([frogwench@comcast.net](mailto:frogwench@comcast.net)) co-chairs.
- Program Comm. meetings are 7 pm the third Thursday monthly. Derrick Phillips [derrickphillipsa303@gmail.com](mailto:derrickphillipsa303@gmail.com) or Mark Lockwood [mlockwood851@gmail.com](mailto:mlockwood851@gmail.com) co-chairs.
- Most board meetings are the second Wednesday of January, March, May, July, September, and November via ZOOM.

## April 2025

- April 5, CMB meeting at Wayne Olson's home.
- April 9, Guild Membership Meeting, Knifemakers Supply, Mankato, followed by potluck lunch at Myron Hanson's on the lake. RSVP needed.
- April 12, Brass and Copper Decorative Techniques Class, Rick Wessling's Shop, 3442 North Washington Avenue, Minneapolis
- April 12 & 13, Animal Heads class, days 1 and 2 of 3, MN School of Horseshoeing
- April 26, Flatware Jewelry Class, MT Museum/Jackson Street Roundhouse.
- April 26 & 27, Northern Minnesota Metalsmiths annual conference. Shevlin, MN. Contact Jeff Olson, [www.olsonironworks.com/](http://www.olsonironworks.com/)

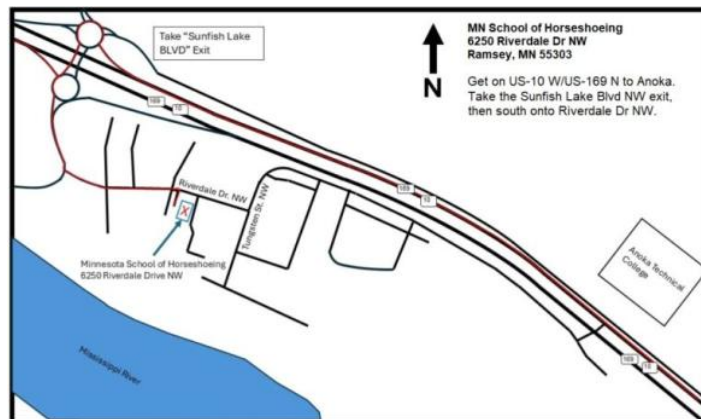
## May 2025

- May 1-4, [Blacksmiths Association of Missouri \(BAM\)](http://Blacksmiths Association of Missouri (BAM) annual conference) annual conference, Missouri State Fairgrounds, Sedalia, MO
- May 3, A Taste of Blacksmithing, MN School of Horseshoeing
- May 10, Hammer Class, MN School of Horseshoeing
- May 17, Intro to Arc Welding, Jackson Street Roundhouse
- May 18, Open Forge, MN School of Horseshoeing
- May 31, Calla Lily Class, Myron Hanson's shop, Eagan

## June 2025

- June 1, Leaf Class, Myron Hanson's shop, Eagan
- June 6, 7, 8, Spring/Summer Hammer-In, Nowthen Threshing Show grounds
- June 7, TGoM June Membership Meeting, Nowthen Threshing Show grounds
- June 28, Animal Heads class, day 3 of 3, MN School of Horseshoeing

## Map to MN School of Horseshoeing



# Join The Guild of Metalsmiths

Send \$30 dues to the address below. Please circle if you want to be listed in our membership directory and/or check items you don't want listed.

The Guild of Metalsmiths  
PO Box 72  
Hudson, WI 54016

**List Me**  
in the directory  
but don't list address - phones: home - work - fax -  
cell - email - web page  
(circle items above you DO NOT want published)

**Don't List Me**  
in the Directory

Name: \_\_\_\_\_

Email address: \_\_\_\_\_

Address: \_\_\_\_\_

City, State, Zip Code: \_\_\_\_\_

Primary phone: \_\_\_\_\_ Secondary phone: \_\_\_\_\_

**All memberships are family memberships. Persons of all ages, professionals, and hobbyists, are invited to join.**

**We do not sell our mailing list.**

## ELECTRONIC FORUM

If you have not been receiving an email notification that *The Forum* is available, please verify that we have your correct email address. Contact Gordon Barr at [agbarr@metalsmith.org](mailto:agbarr@metalsmith.org).



## Address Service

If you have items to be included in *The Forum*, please send them to Georgia Myers, editor, by email to: [gldmyers@embarqmail.com](mailto:gldmyers@embarqmail.com) by the third Monday of the month, if possible.

## The Guild of Metalsmiths on the web

Visit our website at <https://www.metalsmith.org>

Looking for something? Try the search engine. On our home page, at the top of the right sidebar, enter your query and click on "Search."

To reach our website quickly, just scan the QR code below.

April 2025



Your membership expiration date will show on the address label of your quarterly "Metalsmith" magazine.

---

### TGoM now accepts PayPal and most major credit cards

The Guild accepts PayPal and most major credit cards, in addition to paper checks, for the payment of annual dues. This should make it more convenient for members to pay dues.

---

### The Forum

The Guild of Metalsmiths publishes *The GoM Forum* monthly. It is intended as a tool to further our educational mission, to keep members up to date on current happenings, to publicize projects and workshops, a place for all members to express their opinions, concerns, learn more about each other—in short, to help us run our organization

## Guild educational grants

There is grant money available for Guild members to study intermediate and advanced metalworking techniques.

The Guild educational grant program is designed to bring new skills into the metalworking community. Participants are given money to pay for a portion of their expenses and are expected to learn some new or poorly understood skill, and then to share what they have learned with other members and the public through an article in our quarterly magazine, "Metalsmith." They're also expected to lead a workshop on the topic (or other educational service approved by the board).

Application forms are available from the president or treasurer at a regular meeting, or by sending a self-addressed, stamped envelope to:

The Guild of Metalsmiths  
PO Box 72  
Hudson, WI 54016