

# Guild of Metalsmiths. Monthly discussion Forum

April 2001 Vol 3 Issue 4

Here we are again. Pull up a chair, get your coffee, reading glasses, and writing tools. It is time to discuss the news. The Guild currently has 262 members. Your renewal date is on the mailing label as 20XX.Q (year.quarter).

Gene Olson, editor

\*\*\*\*\*

## Attention Please!

If your label says. 2001.2 your membership is up for renewal. Please send your \$30 dues to:

**The Guild of Metalsmiths**  
PO Box 11423  
St. Paul MN 55111

## How to Join

Send \$30 dues with your name, address, (and if you would) phone numbers -home -shop -fax, email address, web page to the above address.

Gene Olson, editor

The **GoM Forum** is published monthly by the Guild of Metalsmiths, St. Paul, MN. It is intended as a community bulletin board, a place for all members to express their opinions, concerns, debate policy, propose projects & workshops. In short, to help us run our organization. Your comments can be mailed to The GoM Forum, c/o Gene Olson, 8600 NE O'Dean Ave. Elk River, MN 55330-7167, Faxed to 612-441-5846, or emailed to: [forum@metalsmith.org](mailto:forum@metalsmith.org).

### Metalsmith articles:

Those of you working on those informative articles for our quarterly magazine. The copy deadline for the issue 1 of 2000 is Feb 1. Send them to: Marcia McEachron, editor, 451 Taft St. NE RM 8 Door 35, Minneapolis, MN, 55413, Fax: 612-781-8435 email: [mmceachron@earthlink.net](mailto:mmceachron@earthlink.net)

Please!

### Metalsmith Back Issues ARE Available

The Guild of Metalsmiths will provide back issues of "The Metalsmith" to members for

\$3.00 each.

One of the main reasons for doing this is to make the "how-to" articles that are listed in the Metalsmith index available to all members.

To order a back issue, just contact me, Pete Stanaitis anyway you can telling me the volume and the issue number(s) that you want. Send a check made out to "Guild of Metalsmiths" for \$3.00 for each issue requested to me at 2476 10th Av, Baldwin, WI, 54002.

Some of the back issues will come from our Guild inventory and others will be reproduced in full by me.

### Metalsmith Back Issue Service

Use your most recent copy of the Metalsmith's How-to index to pick out the topics that interest You most. Then, if you don't already have those Metalsmiths in your collection, get them from the Guild of Metalsmiths Back Issue Service!

Back issues of The Metalsmith are NOW available for only \$3.00 each, postage included.

To order, write the Volume and Issue number(s) on a slip of paper along with your mailing address. Include a check for \$3.00 for each issue made out to Guild of Metalsmiths. Send it to:

Pete Stanaitis  
2476 10th Ave.  
Baldwin, Wi. 54002

If you have any questions about the service , contact Pete at 715-698-2895.

### In this month's Forum

The March Board Meeting  
Directory updates  
Letters  
Want Ads  
Open Forge Workshop  
Tom Latane's door knocker workshop.

### The March Board Meeting:

Guild of Metalsmiths Board Meeting March 14<sup>th</sup>, 2001, Fredell home 7 PM  
Submitted by Gene Olson

Meeting called to order by President Dave Feterl

In attendance: Dave Feterl, Mike Frattalone, Bill Hanson, Myron Hanson, Robert Johnson, Al Olson, Gene Olson, Bryan

Steckman

Minutes of the January meeting were approved.

### Committee Reports:

**Financial Report:** We have \$20,328.82 in the treasury and 339 members with 95 still up for renewal this quarter. The money will be moved to an account with a higher interest yield.

**Education Committee:** The committee is working on a series of "Beyond the Basics" Classes to begin this next season to carry our education program to the next step. We will continue the beginners series and continue to expand our train the trainers program. Fred McClusky, the video Librarian was granted a budget of \$500 to purchase a video duplicator machine so the Guild could make multiple copies of it's own videos.

Pete Stanaitis is working on a Metalsmiths shop crawl.

**Program Committee:** Demonstrators are being found for the Nowthen Hammerin the last weekend of June.



Elizabeth Brim, Tutu,  
forged and fabricated steel, size 6

Al Olson reported progress on the Fall Conference. This year's demonstrators will be, Elizabeth Brim, Jack DeSilva, and Walt Scadden - Shipwright at Mystic

Seaport and Instructor at Rhode Island School of Design.

They have worked up new plan for the open forge at the fall conference to make it safer.

**Publicity Committee:** The forum went to press on the 6<sup>th</sup> of March.

**Old Business:**

**Coal Purchase:** We are trying to get some more of the Pocahontas coal we got the time before last. We are also exploring getting some pea coke.

**Nowthen Update** A work weekend has been scheduled for May 19<sup>th</sup> to finish up the doors and shutters on the smithing building and get it ready for the June Hammer-in, to be a three day sledge fest the 29<sup>th</sup>, 30<sup>th</sup> and 1<sup>st</sup>.

**Guild Activity Locations:** We are still looking for a venue for the October Meeting

**501c3 Status:** Peter Bradley has asked for some financial data and some statements about the Guild's long term goals. It was decided to meet as a committee after the board business was taken care of, and forward that report to Dave Mariette and his committee.

**Trailer status:** The trailer needs a license, it will be ready for the April meeting.

**New Business:**

**ABANA Rep:** It was moved, seconded and passed to establish a local ABANA Liason, an ABANA member/Guild member who would keep the members informed of what is going on nationally and explain the benefits of belonging to the national organization. Dave Mariette has volunteered to do this.

(The Guild is a Chapter Member of the national organization. Members of local chapters can also join the National organization as individual members for \$45/yr. Benefits include their two publications and support for their Biannual conference. If you have any questions ask Dave Mariette)

**"Bemidji Spring Conference"** will be just north of Lake Itasca this year, members are encouraged to support our sister organization to the north.

**Grants:** Two Grant Proposals were presented and approved.

1. Mark Jackson, received a grant of \$650 to study engraving.

2. Gene Olson received a conditional\* \$750

grant to study Repoussé with Valentin Yotkov in New York. (\*Gene also has a grant proposal pending with the Jerome Foundation to cover most of the rest of the cost of staying in New York, if the Jerome comes thru he will use the Guild study grant, if it falls thru, the grant request is withdrawn)

**Next Meetings:**

General Membership - 11 April at Toll

Welding in Plymouth

Next Board Meeting - 9 May at Bob and Mary Fredell's

**Mail Reviewed**

**Meeting was adjourned** at about 10pm.

Then, as agreed the board members met as a committee for about 20 minutes discussing possible language for the statements needed in the 501c3 application, Dave Feterl will type these up and forward them to Dave Mariette.

---

**Directory Updates:**

We left space . Get out your pen.

**A hearty welcome to our New Members:**

HEYDA, ROGER  
HEYDA'S REPAIR SHOP  
809 HILLCREST DR  
MONTGOMERY MN 56069  
Work Phone: 507-364-7904  
Home Phone: 507-364-5185

GRANNIS, ALBERT  
6620 170<sup>TH</sup> ST E  
FAIRBAULT MN 55021  
Home Phone 952-396-9496

OLIVER, MICHAEL J.  
2734 CHARLOTTE  
KANSAS, MO 64109  
Home Phone: 816-421-2315  
Email: mjomfa@hotmail.com

Statement/interests: An experienced educator and accomplished multimedia artist with proven ability. Exhibited on three continents in permanent collections, museums, and private acquisitions. metal clay, design, photography, and a recognized authority on pewter smithing.

**Address Changes:**

FREDELL, ROBERT AND MARY  
Email: fredell@frostbit.com

MCEACHRON, MARSHA  
Email: mmceachron@earthlink.net

MIEST, DENNIS & KATHY  
Email: dgforge@rconnect.com

ROBERTSON, NATHAN  
has named his shop  
JACKPINE FORGE

STECKMAN, BRYAN  
Email: BryanS@Tollgas.com

**Corrections:**

I am a new member and was listed under the column of new members in the February newsletter. my e mail address was listed incorrectly. it should have been  
Email: gordon.barr@guidant.com

GORDON BARR  
11021 27TH ave  
Burnsville, MN 55337  
651-582-4990

---

**Letters:**


To have your letter printed here, Address it Dear Forum: and mail it to The GoM Forum, c/o Gene Olson, 8600 NE O'Dean Ave. Elk River, MN 55330-7167 ; email it to: forum@metalsmith.org or FAX to 612-441-5846

\*\*\*\*\*

Dear Forum:

I am writing in hopes that you can tell me the best way to finish off flowers and leaves. Color and outside finish is also something that I would like to do better.

I have been working with flowers this



winter and have been doing fairly well with



the rough part of forming them. It is the fishing that have not mastered.  
Hope you can help or tell me of some one that can help me.  
Thank you,  
Marshall Gooch  
412 8<sup>th</sup> Ave SW  
Minot, ND 58701

\*\*\*\*\*

*Okay Crew,  
Anybody out there have some tips to share with Marshall on finishing exterior iron and flowers in particular?*

*Ed.*

---

**Want Ads:**

Any notice **MUST** be in my hands by the end of the month.

\*\*\*\*\*

---


**The Column filler:****Annealing Aluminum**

Most aluminum anneals around 450-500 degrees, so a bunch of small parts could be done in the kitchen oven if you clean off all the grease first and are **REAL** nice to the cook. You probably ought to soak it at that temp for a few minutes to make sure the part is fully heated.

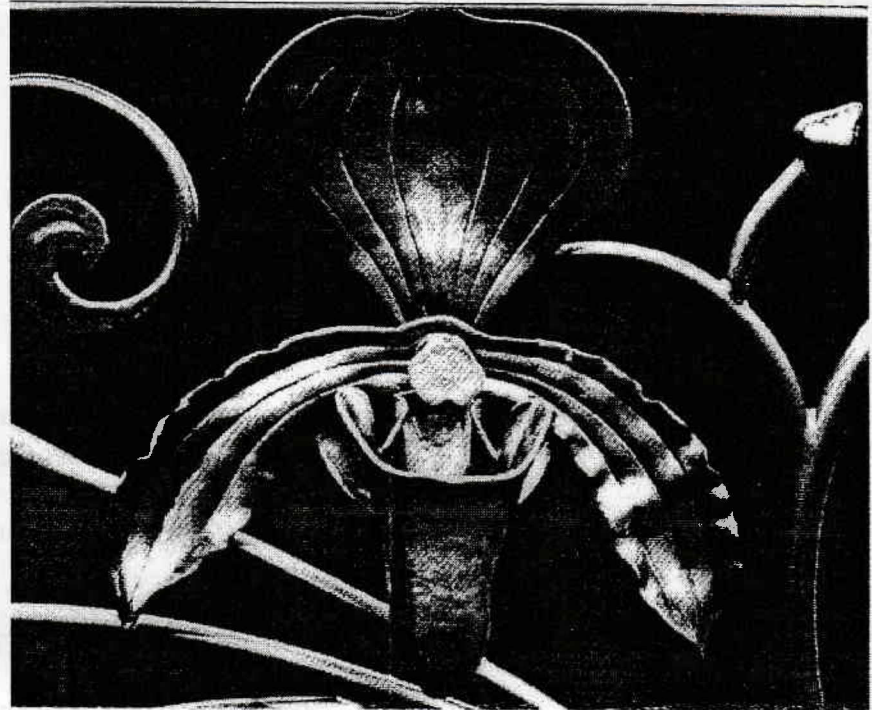
If the part is too big for the oven you can try these tricks.

1. Mark the piece with a black magic marker and play the torch over it until it gets hot enough that the mark fades away.
2. Turn down the O2 on the torch and coat the object with a layer of soot, then reset the torch to neutral flame and heat until the soot burns off.
3. Heat gently until the piece is hot enough to make a pine stick smoke when you touch it.

All these methods call for care in the application of heat, too much heat in one spot will melt the aluminum causing it to sag or "burn" through



Marshall Gooch's Flowers



# Open Forging Workshop

Here's an opportunity for any member to get in some forging time in a nice heated shop with 8 forges. These "Open Forge" days are designed to give members who don't yet have a shop a place in which to practice or to make things.

We will have at least one "instructor type" available to help with any questions you may have and to assist in helping you develop your blacksmithing skills. For those who are actively involved with The Blacksmithing Study Guide, this could be a great opportunity to make some progress and to get clarification on any of its contents.

Sign up immediately if you want to attend since there are only 6 slots left.

Details:

Place: Minnesota School of Horseshoeing

Date: Saturday, May 5, 2001

Time: 8:30 AM - 4 PM

Cost: \$15.00

What to bring: Bring your own tools, stock and your projects ideas. Workstations and coal will be furnished.

Maximum class size: 8 Forges, but 2 are already spoken for. Sometimes 2 people will want to work from the same forge, so we may be able to accommodate a few extra people.

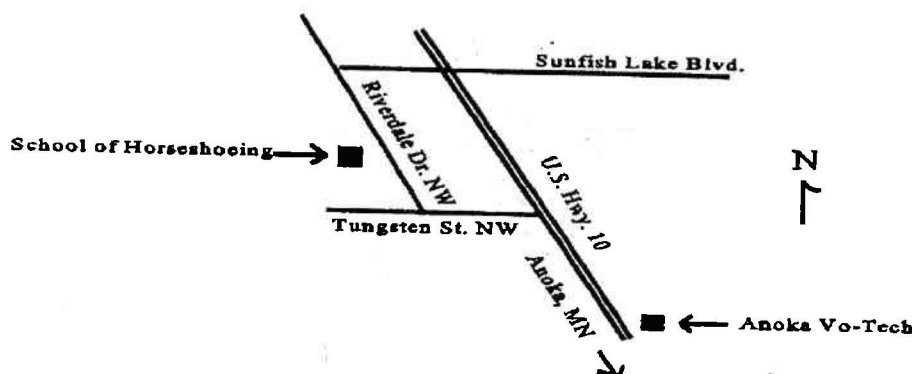
Person to contact to answer any questions about these workshops: Pete Stanaitis,  
715-698-2895

Tear form off here and send it along with your check for \$15 (made out to Guild of Metalsmiths) to Pete Stanaitis, 2476 10th Ave, Baldwin, WI, 54002, ASAP!

Registration Form for the May 5, 2001 Open Forging Workshop

Name of Participant: \_\_\_\_\_

Address: \_\_\_\_\_ Phone (\_\_\_\_) \_\_\_\_\_



# Door Knocker Workshop


May 26, 2001

Instructor—Tom Latane

*Pd*

This workshop is not a beginning level workshop. Participants must have beginning level blacksmithing experience.

The entire door knocker assembly consists of four parts: Backplate, pivot pin, knocker and the stud. Participants will make the knocker at the workshop and will receive instruction on how to make the other parts on their own.



## Important Information

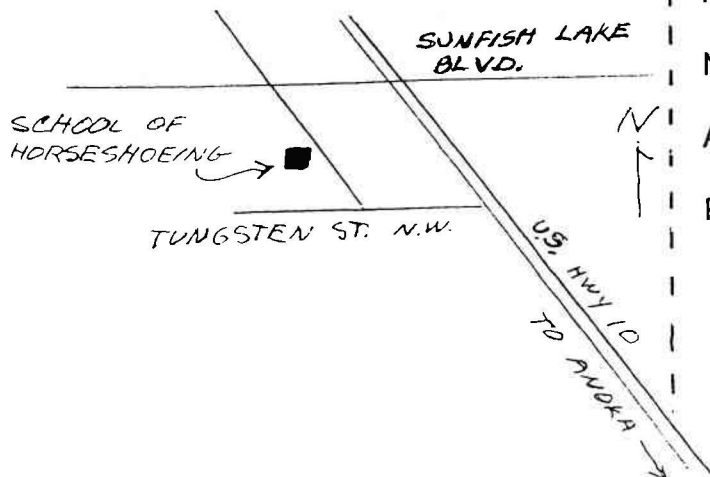
- Date - May 26, 2001, 9:00AM to 4:00 PM
- Place - Minnesota School of Horseshoeing
- Cost - \$15.00. Checks payable-The Guild of Metalsmiths
- Questions? Call Tom at (715) 442-2419

## Tools to bring to the workshop

- Eye protection, hammer, half round file, wire brush, tongs for 1" and 3/4" stock and gloves.

## Other special tools that you need to make to size in advance of the workshop

- Butcher, 1/2"x3/4" wide. Butcher, 3/16" wide.
- Punch, flat end, round, about 1/16" diameter.
- Punch, flat, rectangular, about 1/4"x5/8".
- Punch, triangular, one side 1/16", two sides about 3/32"
- Center punch.



Cut and return to:

Bob Fredell 3500-45 Ave. So.  
Minneapolis, MN, 55406-2927

Name \_\_\_\_\_

Address \_\_\_\_\_

Phone \_\_\_\_\_