


# The Forum

August 2010



Vol. 12, No. 8

## Don't miss this: Guild membership meeting Wednesday, August 11 at Dan Pate's shop (map below)

### This is a come early and stay late thing.

Take a chance to try some sheet metal tools. See Gene work the big Swedish machine.

See Dan's new antique shrinker tool.

Run your fingers through a really nice English wheel.

See collector cars in various states of reconstruction.

Cooking starts at noon.

Herb will need just a bit of help lifting the pig to the roaster and carving. (Gary take note)

The leprechaun will be doing his thing. That always works for me.

We will try to keep the flavors separate this year. Last year the garlic got mixed with the pepper. I try to do each quarter differently.

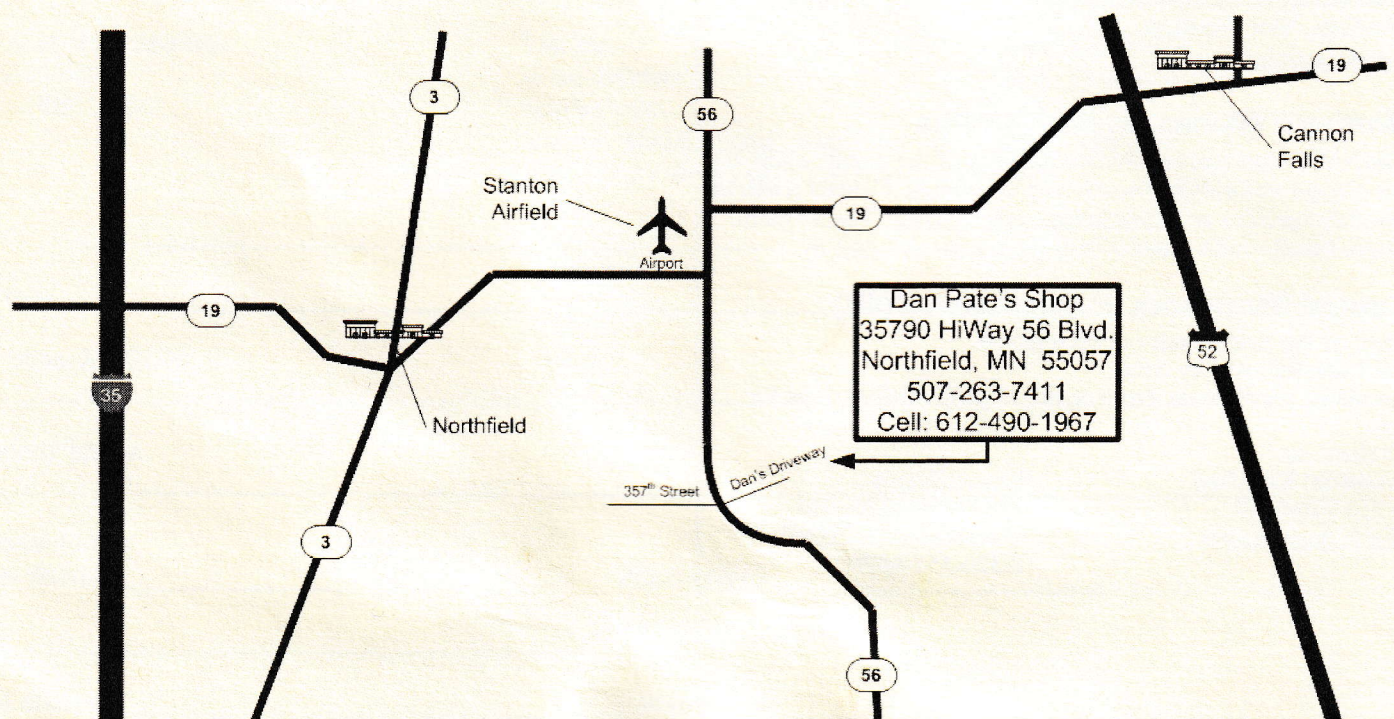
The demonstration will be cooking utensils from railroad spikes. Hanson will be principal demonstrator.

Come and see if you can catch BTW working on a railroad spike. He claims to not much care for them.

### Reasons to come to this particular meeting:

- #1 Your friends will be there and they need your support. The Key phrase is: My name is \_\_\_\_\_ and I like to pound on metal!
- #2 Dan has a tool kit that is different from almost any blacksmith. His shop is about thin metal. Guild members need to know more about this.
- #3 Myron will do a good demonstration that you can use demonstrating anywhere. Kitchen utensils are always in demand.
- #4 The food will be good. Bring side dishes and desserts. That this is number four is telling.
- #5 Dan often presents the ladies with a peacock feather. You need these.

— HERB FICK



## Forum deadline for September: Monday, August 16, 2010

The deadline for The Forum is always the third Monday of the month. If you have activities that will be occurring in the next few months and wish to have them published in the next Forum, please send them by Monday, August 16, 2010 to Georgia Myers, editor, by email to:

[gldmyers@embarqmail.com](mailto:gldmyers@embarqmail.com)

or mail them to:

Georgia Myers

413 W Dakota St

Lake City MN 55041

## Our neighborhood of smiths

### UMBA

Visit <http://www.umbaonline.org/events.html>

UMBA DVD-R library

125 different titles

\$5 each, \$2 shipping per order

Never return them to library - [www.umbaonline.org](http://www.umbaonline.org)

### Badger Blacksmiths meetings

Our contact information is as follows:

President: Ron Wendt

715-874-6141

[rawblacksmithing@clearwire.net](mailto:rawblacksmithing@clearwire.net)

Newsletter editor: John

Grump

715-835-0894

[johngrump@att.net](mailto:johngrump@att.net)

### Lake Superior Metalsmiths

Lake Superior Metalsmiths (LSM) meet the fourth Saturday of the month. Potluck at noon with meeting to follow.

Contacts are:

Norm Groehler, President, 715-399-8151

[normanwgroehler@centurytel.net](mailto:normanwgroehler@centurytel.net)

Jim Sage, Vice President, 218-525-7265

[sageforge@cs.com](mailto:sageforge@cs.com)

### Northern Minnesota Metalsmiths

The NMM meetings are the first Monday of the month, often, but not always, at Keith Johnson's shop in Bemidji. Contact Keith for monthly specifics at [keith@greatriverforge.com](mailto:keith@greatriverforge.com). The Northern Minn. Metalsmith's website is [www.nmmmetalsmiths.org](http://www.nmmmetalsmiths.org)

### Central Minnesota Blacksmiths (CMB)

Meet on the first Monday of each month

Pot Luck followed by demo

Locations are different every month so please call or write for info

Contacts are:

President: Ken Zitur

1-320-746-2557

[ken@kensiron.com](mailto:ken@kensiron.com)

Brian Johnson

16777 Co Rd 75 NW

Clearwater MN 55367

1-320-558-6898

## Service Available

Anvil repair, chipped edges hardfaced, face and horn dressed. Quality workmanship, references available. General dressing and repair all four edges, \$200 and up, depending on anvil size.

Rome H. Hutchings

The Prairie Forge

13633 Ferman Ave NW

Clearwater, MN 55320

(763) 878-1694 Home

(763) 482-1181 Cell

(763) 878-1720 Fax

## Community Collaboration/Hot Metal Pour

Saturday · August 7th · 10:00am to 6:00pm

Come and be part of art history and the direct casting of metal sculptures. Cast metal artists from around the world converge on FSP for a two-week workshop at the end of July.

On August 1st, we invite the public to be part of our cast metal artist workshop and create (or collaborate on) your own small sculptures. A nominal fee is charged to cover expenses. Molds are \$25, \$40, and \$75.

For more information: [info@franconia.org](mailto:info@franconia.org).

Franconia Sculpture Park = <http://www.franconia.org/>

There are a limited number of educational grants to cover the expense if you cannot afford the fee.

# Are you ready for the Madness?!?!

Make plans now to attend The Guild of Metalsmiths Fall Conference on September 17th through the 19th at the Little Log House Power Show grounds, located six miles south of Hastings on Highway 61. Brochures with all the details are in the mail to members and friends of the Guild.



## Friday, September 17...

Friday afternoon is the Gallery setup. Bring your best works to show off all of the great stuff you have made. This is a non-juried show; all items registered will be included in the gallery. If you have items that you showed in the past, please bring them again since there are always new members each year for which the items will be fresh. If you cannot make it Friday, gallery registration is open on Saturday also.

Friday night is the gala opening of the gallery. Come early for the potluck dinner at 5:30 and join your friends to tour the wonders of the conference gallery. After dinner there will be presentations by the demonstrators.

Friday is also the opening of the tailgate area. If you need to buy or sell some equipment, the tailgate sales area is a great opportunity to exchange that hard-to-find smithin' stuff. Sales are open all weekend, but you are warned that the best deals usually go early.

## Saturday, September 18...

Saturday is the main event with registration starting at 7:30 AM and demonstrations starting at 9 AM. This year we have two wonderful demonstrators – Doug Wilson of Little Deer Isle, Maine and Steve Parker of Clinton, Illinois

In addition to the demonstrators, other family activities will be taking place, see the article in this newsletter by Sheri Stanaitis for more details

If that isn't enough to keep you busy, browse the silent auction area to pick up that piece of steel you need or the other doodad you can't live without. And if you have an extra chunk of steel or a thingamajig you don't need, consider donating it to the silent auction.

And let's not forget the highlight of the conference, the Saturday Night Live Auction. This is a major event of the year and provides you an opportunity to pick up some wonderful items for either your shop or your living room wall. We are asking everyone that participates in a public demonstration this summer at a fair or power show, please donate an item to the auction and identify what event it was made at. Tools would in particular be appreciated for the auction.

## Sunday, September 19...

Sunday is the final day of demonstrations, and your assistance at the end to help put things away would be appreciated.

Now you may expect an opportunity to experience all of this would cost lots of bucks – well, we will take it if you want to give it to us, but all we ask is a measly \$35 per family for the entire weekend or \$20 per family for a single day of the conference. Meal plans are available for \$37 for the weekend per person—order early for availability. Camping is available on the grounds for no charge except for a nominal fee if you connect your camper to the electricity.

— Rich Herman, Guild President

---

## Family/Spouse Activities for the Madness

For the upcoming Fall Conference on Sept. 17, 18, and 19, we have planned the following:

**Found art** - free and very popular creative event! Objects created during this event have been auctioned off for lots of dollars!

**Repousse' on Altoid tins** - free. To be held Saturday with Kate Cramer.

**Broom making class** on Saturday with Mark Jackson and Sheri Stanaitis - \$15 fee.

**Stacked Brick Wood Oven Building Class** with David Cargo. We will learn how to build this oven onsite and then how to bake flat breads in it! \$30 fee. Please **pre-register** with Sheri Stanaitis for this class.

**Making a Knife Sheath Class** with Johan Potgrieter of Tandy Leather. Bring your own knife up to 9" long. \$25 material fee to be paid at conference registration. Please **call Sheri Stanaitis in advance** if you are interested in this class.

Please contact Sheri Stanaitis at 715-698-2895 or email her at [spaco@baldwin-telecom.net](mailto:spaco@baldwin-telecom.net)

---

## Invitation to Create Auction Items for Fall Conference

The officers and Board of Directors of The Guild of Metalsmiths cordially invite you to submit items for display at the 2010 Guild of Metalsmiths' Fall Conference. We also respectfully request you to submit a hand crafted item to the auction at the 2010 Guild of Metalsmiths' Fall Conference. The auction is Saturday evening, September 18.

Additionally, we wish to remind you that hand crafted items hold the greatest admiration at this important money raising event. May we suggest that you begin now to design and make your item.

# Beginners Blacksmithing Classes

## 2010 / 2011

**When:** Classes are held on four Saturdays from 9 – 4. Three sets of classes are held this Fall, Winter and Spring. All 3 sets of classes teach the same information. You can choose either the A, B or C set of classes.

A Class

Oct. 9  
Oct 23  
Nov. 6  
Nov. 20

B Class

Jan 8  
Jan 15  
Jan 22  
Jan 29

C Class

Feb 12  
Feb 26  
Mar 12  
Mar 26

**Cost:** First, you must be a member. If you are not, you can join for \$30 per year. The workbook/study guide is \$15 and the 4 classes are \$105. This covers everything you need, the facility, coal, and metal.

**Where:** The classes are held at the Minnesota School of Horseshoeing, 6250 Riverdale Dr NW, just off Hwy 10 in Anoka near the Anoka Vocational College. See map on page 5.

**Why take the beginners basic classes:** The beginners basic classes are designed to give everyone the same understanding of the basics, techniques and terminology. The basic classes are required before taking any of the many other classes the Guild offers. This enables those classes to concentrate on advanced techniques without having to spend time on basic concepts.

**What you need to bring:** Eye, ear and skin protection. This includes safety glasses, ear muff or plugs and suitable clothing which includes hard shoes, cotton or leather. Synthetic and polyester clothing will burn and melt. There will be sparks and brushes against hot metal.

**Tools:** Bring your favorite hammer. A small 1 to 2 pound ball peen hammer would work. We have various hammers for you to try and get a feel for what is comfortable. We have all the punches, chisels and tools you will be using but feel free to bring your own tools if you have them.

**What you will learn:** The first 3 Saturdays you will learn the basic techniques including:

Safety	Forging Dynamics	Hammer Techniques	Fire Building
Drawing out	Upsetting	Punching	Bending
Twisting	Heat Treating	Scrolling	Splitting

The fourth Saturday will be self paced to build a few items that will include each of the techniques you learned earlier. Instructors will help guide you thru any number of possible projects. This is a good opportunity to try out all your new skills.

**Who are the teachers:** The instructors are all volunteers with a wide range of experience, talent, and stories. They range from just finishing the basic beginners class to 30 years experience. There is usually at least one instructor for every two students and many times we have had as many instructors as students.

**Who are the students:** The students come in all ages and experience. We have had 10 year olds and 70 year olds. There are always a few women in each class. Some students have never held a hammer before. Some students are skilled in other crafts, woodworking, glass, welding, pottery and want to learn more about metal work to work it into their craft. Some students are nearing retirement and want to learn a hobby. All share an interest in learning more about blacksmithing.

**Typical day:** Classes start at 9 but people usually show up much earlier to get the coffee brewing, have a donut, swap stories or show off recent projects. Feel free to bring projects you are working on to show. We break for lunch. You can either bring a brown bag or go out to a local fast food restaurant.

**How do I sign up for the beginning blacksmith classes?** Send a check made out to "Guild of Metalsmiths" for \$120 or \$105 (book or no book) to:

**Gordon Barr**  
11021 27<sup>th</sup> Ave  
Burnsville, MN 55337

## October 13 Membership meeting tickler...

Smith-Sharpe Fire Brick Supply  
2129 Broadway Street NE , Minneapolis  
MN , US , 55413  
<http://www.ssfbs.com/home.html>

Nick Heinen-champion

Smith-Sharpe Fire Brick Supply is a full line supplier and installer of high temperature refractory materials serving all markets, including industrial, commercial, foundry, power, and pottery. Products include firebrick, Koawool, and foundry supplies.

Members encouraged to display various gas forges

### Unique new family activity for the Madness...

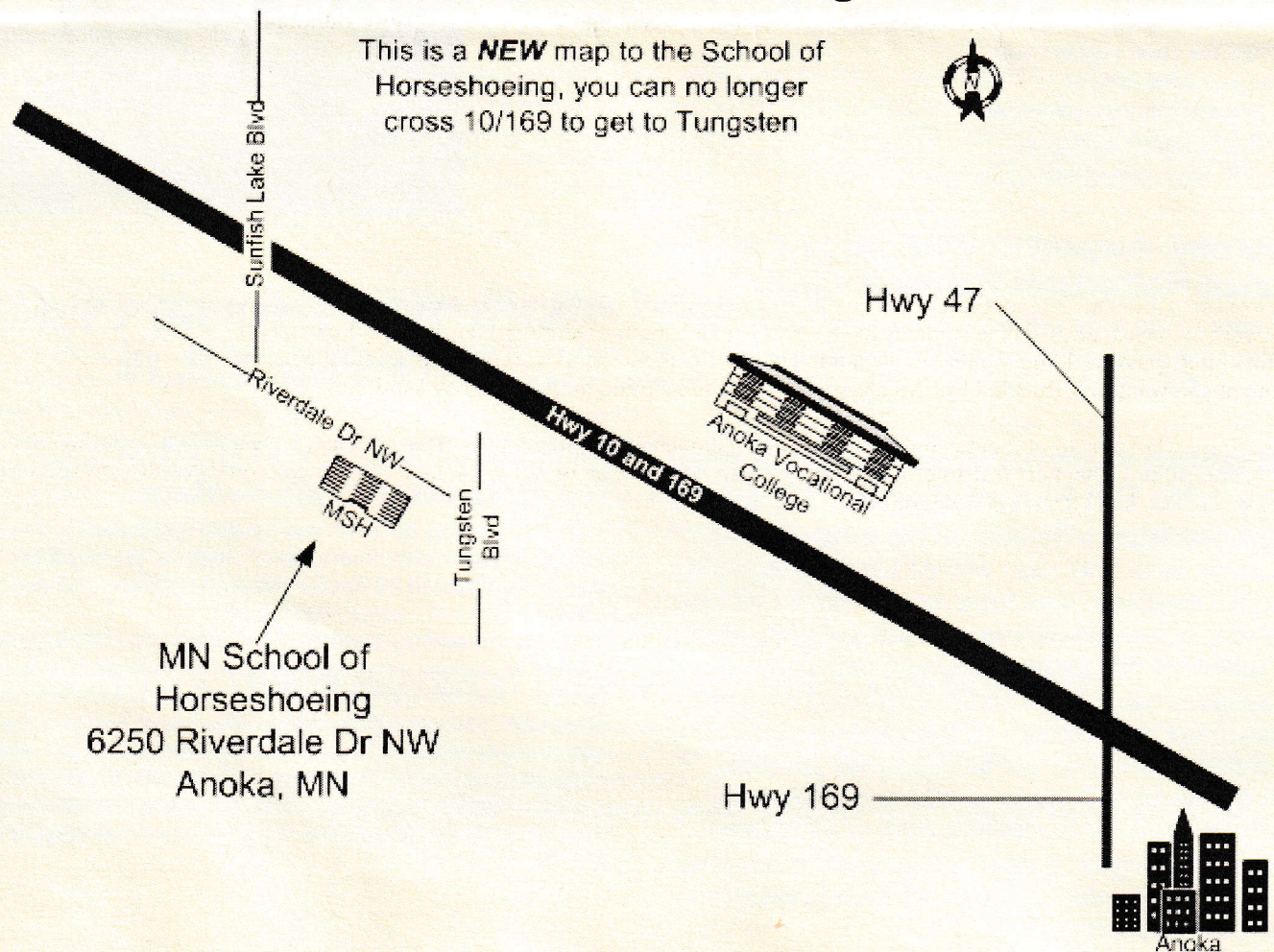
### Learn how to build and bake in a stacked brick oven

Curious about backyard brick ovens, but not ready to commit to permanent construction? Join David Cargo of the Saint Paul Bread Club to learn how to build a temporary stacked brick oven from loose bricks. After the oven is built, it will be fired and heated up. Students will also learn how to make dough for flatbread, pizza and bread. Learn how to cook in the oven and then eat the results!

Cost is \$30.00 per student with a limit of 10 students. Class is on Saturday of the conference from 9:00 to 4:00. Please preregister by contacting Sheri Stanaitis at 715-698-2895 or email her at [spaco@baldwin-telecom.net](mailto:spaco@baldwin-telecom.net)

If you have questions on the class, please contact Cathy Herman (651) 322-1623 or [CathyHerman@Frontiernet.net](mailto:CathyHerman@Frontiernet.net)

## Map to Minnesota School of Horseshoeing



# Summer volunteer opportunities for Guild members

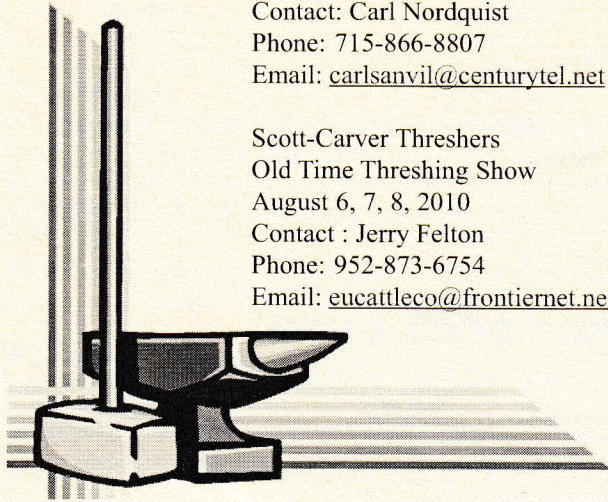
Almelund Threshing Show  
August 13 - 15, 2010  
Contact: Carl Nordquist  
Phone: 715-866-8807  
Email: [carlsanvil@centurytel.net](mailto:carlsanvil@centurytel.net)

Scott-Carver Threshers  
Old Time Threshing Show  
August 6, 7, 8, 2010  
Contact : Jerry Felton  
Phone: 952-873-6754  
Email: [eucattleco@frontiernet.net](mailto:eucattleco@frontiernet.net)

Nowthen Threshing Show  
August 20-22, 2010  
Contact: Bob Fredell  
Phone: 763-389-5119  
Email: [bfredell@msn.com](mailto:bfredell@msn.com)

Lamberton Hot Iron Days  
Sept 10th and 11<sup>th</sup>, 2010  
[Friday iron pour at 10pm, Sat iron pour at 5pm]  
Contact: Shawn Colbert  
Phone: 507-274-5641  
Email: [sjcolbert2002@yahoo.com](mailto:sjcolbert2002@yahoo.com)

**Note:** If you plan to attend any of these events, please notify the contact person well in advance.



## News from Tunnel Mill

*Tunnel Mill is located 85-100 miles south of the Twin Cities in the country five miles north of Spring Valley, MN on County Road 1.*


**Contact for class registration:**

**Carol and John Adams**

**507-289-4189 or 507-289-5246**

**Email:** [jc-adams@msn.com](mailto:jc-adams@msn.com)

**Website:** [www.tunnelmillcrafts.com](http://www.tunnelmillcrafts.com)



### Saturday, August 7, 9:00 am to 4:00 pm Nathan Robertson Hammer Class

Come to the mill and leave with your very own heat-treated hammer with handle. Choice of various shapes and weights.

### Still taking registrations for Damascus class with Bill Fiorini August 20, 21, 22

This workshop will focus on the production of Damascus steel. The class will process Random and Turkish Damascus Steel for a variety of uses including tools, knives, jewelry or any other artistic direction related to decorative pattern embellishment.

Damascus discussion on the diffusion (welding) process, flux application and forge types used in processing Damascus will be explained. Students learn the basics of forging and the processing of a variety of steels for the manufacture of Damascus.

After learning the basics of Damascus discussion will continue in relationship to advanced Damascus pattern development.

### NEW TOM LATANE' CLASS October 8, 9, 10

#### MOVING METAL WITH MUSCLE – Forging a Stake Anvil by Hand

Participants in this class will work in pairs striking for each other to produce a small stake anvil for each. To begin the process a collar will be forge welded around the lower part of the vertical stem (1 ½" square mild steel).

The horizontal portion (also 1 ½" square) will be forged to a taper on both ends and forge welded to a tenon welded on top of the stem. Reinforcing cheeks will be welded across this joint on either side. The anvil face will be forged from leaf spring and welded along the top of the two horns, after which they will be forged to final shape. The spring steel face should be hard enough without heat treating. The reinforcing cheeks will offer space for touch marks, initials, or decorative ornamentation.

# Goings on...

## A calendar of TGOM events at a glance

- All Education Committee meetings are the first Monday of each month.
- All Program Committee meetings are the third Thursday of each month.
- All membership meetings are the second Wednesday of February, April, June, August, October, and December. For each meeting a potluck meal begins at 6:30 pm and the business meeting begins at 7, with a demonstration or activity starting around 8 (times approximate).
- All board meetings are the second Wednesday of January, March, May, July, September, and November. Potluck meal begins at 6:30, with meeting starting at 7 pm.



## Events in August

- ◆ August 6, 7, 8, •Scott-Carver Old Time Threshing Show, Jerry Felton
- ◆ Aug. 11, Guild membership meeting, Dan Pate's home (annual sweet corn feed)
- Aug. 15-17, Almelund Threshing Show, Carl Nordquist
- Aug. 20-22, Nowthen Threshing Show, Bob Fredell

## Events in September

- Sept. 8, Guild board meeting
- Sept. 10 & 11, Lamberton Hot Iron Days, Shawn Colbert
- Sept. 17, 18, 19, Guild of Metalsmiths Annual Fall Conference, Little Log House near Hastings, MN

## Events in October

- ◆ Oct. 2 & 3, annual Tunnel Mill Fall Gathering, Carol & John Adams
- ◆ Oct. 13, monthly Guild membership meeting, Smith-Sharpe Fire Brick Supply, Minneapolis (<http://www.ssfb.com/home.html>)

---

## ELECTRONIC FORUM

If you have not been receiving an email notification that The Forum is available, these may be the reasons:

1. We do not have your correct email address.
2. Your SPAM filter is not letting the following email address thru: Your GOM Forum is ready@mailvresp.com

---

## Join The Guild of Metalsmiths

Send \$30 dues to the address below. Please circle if you want to be listed in our mmebership directory and/or check items you don't want listed.

The Guild of Metalsmiths  
PO Box 11423  
St. Paul MN 55111

List Me  
in the directory  
but don't list  
address - phones: home - work - fax - cell - email - web page  
(circle items above you DO NOT want published)

Don't List Me  
in the Directory

Name: \_\_\_\_\_

Address: \_\_\_\_\_

City, State, Zip Code: \_\_\_\_\_

Company Name: \_\_\_\_\_

(optional items)

Home phone: \_\_\_\_\_

Work phone: \_\_\_\_\_

Cell: \_\_\_\_\_

Email address \_\_\_\_\_ Web page: \_\_\_\_\_

## 'The Forum' is online

To read an electronic (PDF) version of *The Forum* each month, go to our website, [www.metalsmith.org](http://www.metalsmith.org).

**Join The Bellows, our email discussion forum. Information at:**

**<http://www.metalsmith.org/bb/TheBellows.htm>**

*The Guild of Metalsmiths, St. Paul, MN, publishes The GoM Forum monthly. It is intended as a tool to further our educational mission, to keep members up to date on current happenings, to publicize projects and workshops, a place for all members to express their opinions, concerns, learn more about each other—in short, to help us run our organization.*

## The Guild of Metalsmiths on the web:

**Visit our website at <http://www.metalsmith.org>**

Looking for something? **Try the search engine.** On our main page, just below the index table, click on “**Search this Site,**” and enter your query.

## Guild educational grants

There is grant money available for Guild members to study intermediate and advanced metalworking techniques.

The Guild educational grant program is designed to bring new skills into the metalworking community. Participants are given money to pay for a portion of their expenses and are expected to learn some new or poorly understood skill, and then to share what they have learned with other members and the public through an article in our quarterly magazine, “The Metalsmith.” They’re also expected to lead a workshop on the topic (or other educational service approved by the board).

Application forms are available from the president or treasurer at a regular meeting, or by sending a self-addressed, stamped envelope to:

The Guild of Metalsmiths

PO Box 11423

St. Paul MN 55111