

Join The Guild of Metalsmiths

Send \$30 dues to the address below. Please circle if you want to be listed in our membership directory and/or check items you don't want listed.

The Guild of Metalsmiths	List Me	Don't List Me
PO Box 11423	in the directory	in the Directory
St. Paul MN 55111	but don't list	
address - phones: home - work - fax - cell - email - web page		
(mark items above you DO NOT want published)		

Name: _____

Company Name: _____

Address: _____

(optional items)

Home phone: _____ Work phone: _____

Fax: _____ Cell: _____

Email address: _____

Web page: _____

Metalsmith Back Issue Service

Back issues of The Metalsmith are available to Guild members for only \$3.00 each, postage included.

Use your most recent copy of The Metalsmith's "How to" index to pick out the topics that interest you most. Then, if you don't already have those Metalsmiths in your collection, get them from the Guild of Metalsmiths Back Issue Service!

To order, write the Volume and Issue number(s) on the back of this form along with your mailing address.

Include a check for \$3.00 for each issue made out to Guild of Metalsmiths.

Send it to:

Pete Stanaitis
2476 10th Ave.
Baldwin WI 54002

If you have any questions about the service, contact Pete at 715-698-2895 or email him at: spaco@baldwin-telecom.net

The Guild of Metalsmiths on the web:

Visit our website at <http://www.metalsmith.org>

Looking for something? Try the search engine. On our main page, just below the index table, click on "Search this Site," and enter your query.

Join The Bellows, our email discussion forum.

Information at:

<http://www.metalsmith.org/bb/TheBellows.htm>

Request Form

Guild of Metalsmiths Video Library:

Date: _____

Name: _____

Address: _____

City: _____ State: _____ Zip: _____

Phone: () _____

Tapes requested: _____

Include \$3.00 for each "T" number requested. Make check payable to:
The Guild of Metalsmiths

Send request and check to:

Rich Herman
1253 Danbury Way
Rosemount, MN 55068

email: racherman@frontiernet.net

phone: (651)322-1623

Metalsmith back issue service order form

Read directions on the reverse side of this form.

Please send me these back issues: (vol:issue)
Use additional sheets of paper if you need them.

Joining The Guild of Metalsmiths?

Please introduce yourself. Each month we welcome new members to the Guild and offer them a chance to tell us a bit about themselves. (who you are, your goals as a metalsmith, the services you provide, products you make, etc.) Whatever you want to share is fine. So, give us a statement of interests/services up to 254 characters long (letters and spaces). This statement is also printed in the member directory (optional).

Notes...

The Forum

February 2007



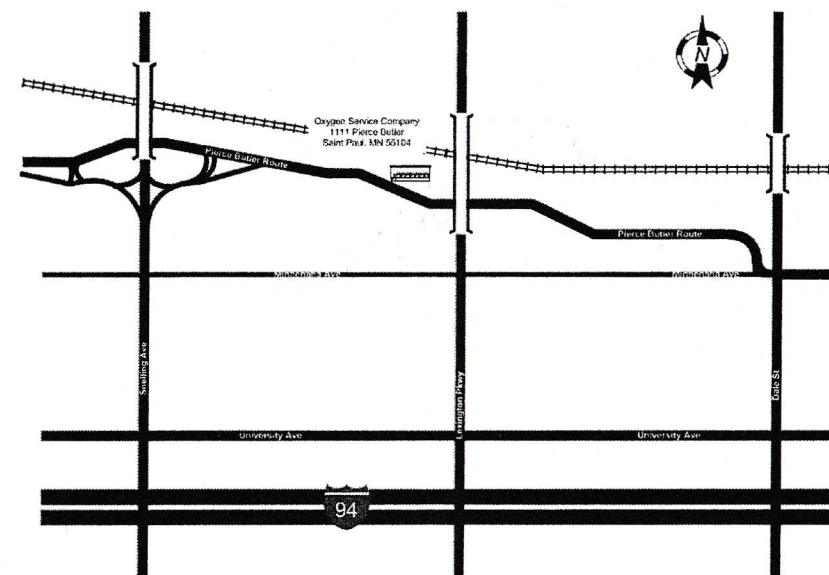
Vol. 9, No. 2

Plan now to attend February 14 Guild of Metalsmiths meeting at Oxygen Service Co.

Oxygen Service Company at 1111 Pierce Butler Route, St Paul, will host the February 14 Guild membership meeting. They are an employee owned welding supply company and will offer a safety presentation for gas welding, a plasma cutting demo, and the retail store will be open.

They didn't specifically mention any 'deals' that will be available in the store, but they usually treat us well. OSC was one of companies that donated to the conference auction.

So circle the date on your calendar and bring your sweetheart (it's Valentine's Day too)!



Forum deadline for March: Monday, Feb. 19, 2007

The deadline for The Forum is always the third Monday of the month. If you have activities that will be occurring in the next few months and wish to have them published in the next Forum, please send them by Monday, Feb. 19, 2007 to **Georgia Myers**, editor, by e-mail to:

forum@metalsmith.org

(e-mails will be forwarded to Georgia Myers), or to

gmyers@rconnect.com

or mail them to:

Georgia Myers

313 Dakota St

Lake City MN 55041



The Guild of Metalsmiths, St. Paul, MN, publishes the GoM Forum monthly. It is intended as a tool to further our educational mission, to keep members up to date on current happenings, to publicize projects and workshops, a place for all members to express their opinions, concerns, learn more about each other—in short, to help us run our organization.

*For address change, or to submit comments, please mail to:
The GoM Forum*

Georgia Myers

313 Dakota St

Lake City, MN 55041-1869

or e-mail to

forum@metalsmith.org or

gmyers@rconnect.com

Guild educational grants

There is grant money available for Guild members to study intermediate and advanced metalworking techniques.

The Guild educational grant program is designed to bring new skills into the metalworking community. Participants are given money to pay for a portion of their expenses and are expected to learn some new or poorly understood skill, and then to share what they have learned with other members and the public through an article in our quarterly magazine, "The Metalsmith." They're also expected to lead a workshop on the topic (or other educational service approved by the board).

Application forms are available from the president or treasurer at a regular meeting, or by sending a self-addressed, stamped envelope to:

The Guild of Metalsmiths

PO Box 11423

St. Paul MN 55111

Goings on...



Events in February, 2007

- Feb. 3 Basics B3 class
- Feb. 10 & 11, Repousse Class, Kirsten Skiles, to be held at Myron Hanson's shop - **CLASS IS FULL!**
- Feb. 14, Guild membership meeting, Oxygen Service Co., safety presentation for gas welding.
- Feb. 17, Basics B4 class

Events in March, 2007

- March 3 & 4, Handled Struck Tools Class - **CLASS IS FULL!**
- March 10, Basics C2 class
- March 14 Guild board meeting
- March 16-18, Little Giant Rebuilding Seminar, Nebraska City, NE
- March 17, Touch Marks Workshop, Tom Latane
- March 23-25, Little Giant Rebuilding Seminar, Nebraska City, NE
- March 24, Basics C3 class

Events in April, 2007

- Apr. 11, Guild membership meeting, Ft. Snelling, Details TBA
- April 14, Basics C4 class
- April 19, 20, 21, Chest Making Class at Tunnel Mill, first part of class taught by Tom Latane
- Apr. 21 & 22, Basic Joinery, MN School of Horseshoeing
- April 27, 28, 29, NMM Spring Conference

Events in May

- May 3, 4, 5, High Relief Chasing Class, Kirsten Stiles, Tunnel Mill
- May 9, Guild Board meeting, Myron Hanson's

Anvilfire Hammer-in

2007 Anvilfire.com Hammer-in, Waverly, TN, April 20-22. Several demonstrators. Free camping on site. Motels or full-service campgrounds in area.

For details either contact scharabo@aol.com

or write to:

Ken Scharabok,

1645 West Blue

Creek Road, Waverly, TN 37185.

Our neighborhood of smiths

Check this page every month to see what's going on with our neighboring colleagues, and read about activities in their smithing groups.

UMBA

Visit <http://www.umbaonline.org/events.html>

UMBA DVD-R library

125 different titles

\$5 each

\$2 shipping per order

Never return them to library

www.umbaonline.org

Central Minnesota Blacksmiths meeting schedule

Monticello, MN, 763-295-4632

Updated schedule pending

Badger Blacksmiths meetings

For information, call Don Hogenson at 715-265-4701 or email Richard

Prigge at rcprigg@centurytel.net

Lake Superior Metalsmiths

Lake Superior Metalsmiths (LSM) meet the fourth Saturday of the month at noon from October through April. The meetings are potluck at noon at Dave Hanson's house, 5873 Taft Road, Duluth, Minnesota, 218-721-4572.

Northern Minnesota Metalsmiths

The NMM meetings are the first Monday of the month. Often, but not always, at Keith Johnson's shop in Bemidji. Contact Keith for monthly specifics at keith@greatriverforge.com

Central Texas Blacksmiths

To read their online newsletter, go to

<http://balconesforge.org/newsletters/aug06/aug06.pdf>

If that does not work, then just head to www.balconesforge.org and the newsletter section is easy to find.

Touchmarks Class

Instructor: Tom Latane

Date: Saturday, March 17, 2007

Time: 9:00 a.m.

Location: MN School of Horseshoeing (map on pg 8)

Cost: \$25 per student

Class Size: Minimum 5, Maximum 8

Tom Latane will lead a Guild workshop in which participants will make stamps to produce touchmarks on their forgework. Two styles will be addressed. Students can make a stamp which presses initials or a logo into the surface of hot steel or a stamp which presses down the ground leaving initials or a logo raised.

Class participants should have a design in mind, preferably drawn on paper, before class so that class time is not used trying to come up with an idea. Some modification to design may be necessary to create the stamp using the methods taught in this class. The tool steel we will use will be 5/8" round which can be forged square, rectangular, drawn down or upset depending on each student's design.

Tools and Equipment or other items participants are to bring to the class:

Safety glasses and hearing protection

Glove for chisel hand

Forging hammer

Hammer for chisels

Tongs to hold 3/8", 1/2" and 5/8" round stock

Jewelers files or any small round, half round and rectangular files

8-10" mill file

Slim taper file

Continued next page

Register now for this Touchmarks Class.

Registration form is on next page.

Touchmarks Class Saturday, March 17

List of equipment to bring, continued:

Any small round, square, rectangular and half round punches and chisels on hand. (this can save time making them in class)
Abrasive cloth – 100 grit
A bit of coarse abrasive stone
Sharpie pen (for marking on bright steel)
Silver pencil (for marking on scale)
Design drawn actual size (in reverse)
Lump of oil base clay or other material to test stamp in development
Hack saw and blades

Safety Equipment – safety glasses & ear plugs are mandatory. Other safety equipment may include:
gloves, leather apron, cotton clothing, leather shoes.

Lunch Arrangements:

Bring your own sack lunch or eat at any of the local establishments nearby.

Register for "Basic Joinery Workshop." Fill out form below and mail, along with check for \$25 made out to "Guild of Metalsmiths" to:

Jim Moenck
661 Dorland Road S
Maplewood MN 55119

For questions, call Jim at 651-735-4461 or email jrmoenck@yahoo.com

Name: _____

Address: _____

City, State, Zip: _____

Phone: _____ Email: _____

Notice of membership renewal

These people need to renew their membership or this is the last issue of The Forum that they will receive:

STEWART ARTH
JUSTIN BEAR
DAVID BROWN
MARK CARLSON
MIKE COWELL
PATRICK GIBSON
TIM HELD
RICK KORINEK
DANIEL KRETCHMAR
KATHLEEN MCCARTHY
NIKKI NIELSEN
KEANE PARADISO
WESLEY PETERSON
TERRY ROBERTSON
DAMON RUMSCH
JOE STRALEY
DALE SZABLA
PAUL TIERNEY
JOY VIRDEN
WESLEY WARING
WALT YODER

NEW MEMBERS

T.C. Adler

Myrl Vietor
931 E. Lawson Ave
St Paul, MN 55106
612-414-0407
nightmar@comcast.net

John Grump

Michael Reeser
R Amazing Farm
5526 N Killian Rd
Brainerd, MN 56401
218-829-2080

ADDRESS CHANGE

Marty Ganser
1151 Van Buren Ave
St Paul, MN 55104-2011

David Feterl
20953 – 416th Ave
Iroquois, SD 57353-6704

Learn how to make your Little Giant power hammer work harder than ever!

Please join us for the 15th annual Little Giant Rebuilding Seminar! We will host 2 classes, Friday, March 16 through Sunday, March 18 or Friday, March 23 through Sunday the 25th, 2007.

This class was first taught by our good friend Fred Caylor of Zionsville, Indiana. We carry on his tradition of teaching how to make Little Giants run well and hit hard.

Each 2^o day class is a hands-on format. You will help transform a 25 LB Little Giant hammer from functional but sloppy condition into a well tuned, quiet, hard working hammer. Sid Suedmeier, owner of Little Giant, will share all his knowledge and experience gained from working with Fred and from 16 years of repairing and rebuilding Little Giants.

An old style 25 LB Little Giant will be rebuilt during each class, and a new style machine will be on hand to demonstrate proper assembly and adjustment of both styles.

The classes are held in our shop in historical Nebraska City, Nebraska. The city has a wide variety of cafes, outlets (including Pendleton Woolen Mills), antique and gift shops, orchards, wineries and museums.

IF YOU HAVE A LITTLE GIANT, THIS CLASS IS FOR YOU!

No experience is required to attend this class. Past classes have been comprised of students, retirees, artists, welders, doctors, farmers ... anyone who wants to learn will benefit from this class. We approach the rebuilding process using tools that can be found in the average home workshop.

If you are in the market to buy a power hammer, this class will make you an educated shopper. If you already own a Little Giant, or any other brand of power hammer, this class will teach you how to get the best performance possible.

The class costs \$95, refundable up to 7 days prior to the class; advance registration is required. We limit each class to 25 participants. The classes start at 9 AM sharp on Friday, and usually end by Saturday evening. The schedule runs Sunday until noon in case we encounter any exceptional problems in rebuilding, and to answer remaining questions.

When we receive your registration, we will send you a city map, along with travel and hotel information.

Airports are located in Omaha (45 miles north), Lincoln (50 miles west) and Kansas City (125 miles south).

Please call or email if you have any questions, or prefer to register by phone. You can reach us at 402.873.6603 or Sid@LittleGiantHammer.com

Little Giant
420 4th Corso,
Nebraska City, NE 68410

Basic Joinery Workshop

April 21 & 22, 2007

Minnesota School of Horseshoeing (map on next page)

8:30 am to 4:00 pm

Cost: \$75 includes material & fuels

Each student will take home a tenon swage, monkey tool and proper slitting chisel, a butcher and several joinery samples they will make during the workshop.

What to bring, basic tools: Hammer, tongs for 3/8 to 5/8 stock, center punch, measuring device, any slit/drift/punching tools, wire brush and your > safety gear.....eye protection, leather ankle high boot/shoe, hearing protection and non-synthetic clothing. There will also be some specialty tongs for sale, which is optional. Students will be provided the use of these tongs for the class and are not obligated in any to purchase them. This is more than an introduction to the basics of traditional joinery, and completion of Blacksmithing Basics is recommended. Some joinery experience/ experimentation is helpful

1. What you will learn: a. Safety, keeping your cool in hot situations; b. Fire Management, the keys to success; c. Joinery fundamentals, the first steps; d. Joinery use in project design; e. Types of Joinery that you too can do! f. Practice, practice, practice, bring it all together.

2. Beginning with a clear head will prevent you from making mistakes that can hurt you. What's so important about Safety? Everything!

3. Why is Fire Management so important? Without proper control of your fire, forging becomes more work than it needs to be.

4. What types of joinery can I use in my design? What materials can I use? How to prepare your material for several types of joints. Plus my favorite topic "Pitfalls and perils of an out of control pyromaniac"

5. The use of forge welding in joinery, when to use a weld instead of a joint.

Classes fill up quickly, so register now for this Basic Joinery Workshop!

Registration form is on next page.

Instructor is Rome Hutchings.

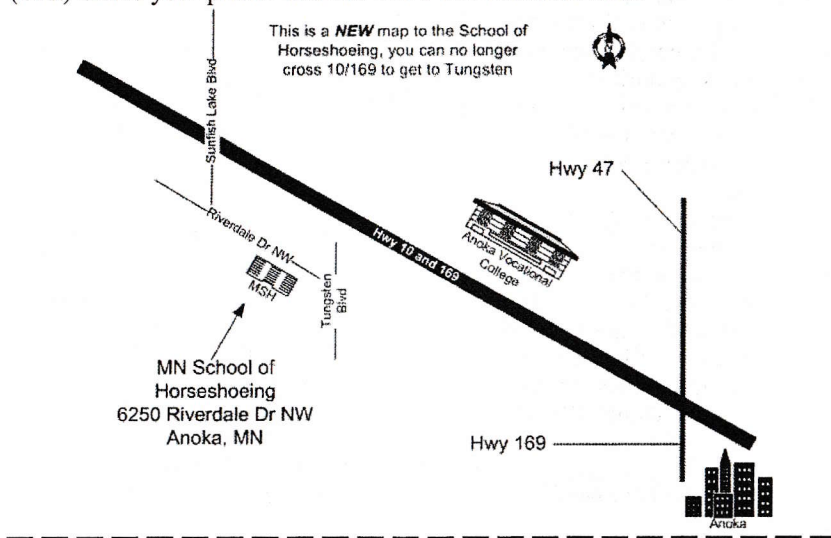
Basic Joinery Workshop

6. Types of forged joints, what their purpose is and how to use them in your work. a. Lap Joint b. Tenon c. Collaring d. Riveting e. Splitting & Drifting f. Forge Welding g. Other types of mechanical joints h. Much, much more!

7. Putting it all together, simple joints to begin with, progressing to more specialized joinery. A series of joints to practice what you have learned. This will be a forging intensive workshop, so get your arm into shape!

8. Note: Students should contact the instructor prior to this workshop to discuss tool requirements.

Instructor: Rome Hutchings, (763) 878-1694 (Home) or (763) 482-1181 (Cell) Leave your phone number and I will return all calls.



Register for "Basic Joinery Workshop." Fill out form below and mail, along with check for \$75 made out to "Guild of Metalsmiths" to:

Rome Hutchings
13633 Ferman Ave NW
Clearwater, MN 55320

For questions, call Rome at 763-878-1694 (home), or 763-482-1181 (cell)

Name: _____

Address: _____

City, State, Zip: _____

Phone: _____ Email: _____

Notes...

News from Tunnel Mill...



Tunnel Mill is offering a High Relief Chasing class taught by Kirsten Skiles May 3, 4, and 5th, 2007.

High Relief Chasing, as Kirsten teaches it, is derived from the Japanese style of High Relief Chasing used in sword ornaments and kimono pins. The technique is

inspired by Japanese tradition

In this workshop, students will learn how to make their own high quality chasing tools and then complete a chasing that incorporates extreme elevation shifts, foldovers, undercuts and highly textured surfaces.

Students should come prepared to focus, pay attention to safety, make mistakes, tap, tap, tap a lightweight hammer until worn out, and have fun. On Thursday, we will create a set of ten chasing tools for each student. On Friday and Saturday we will move to pitch and smaller hammers to form our 5x5 inch relief images with chasing and repousse'. We will explore the use of stakes to create larger images and repoussed' forms. All of the chasing and repousse' work will be done cold with 18 bronze (CDA655) sheet.

Pitch bowls will be provided for the students to use during the workshop and will be available for purchase at the end of the workshop.

Call for details, cost, and availability.

Carol Adams,
Rochester Welding,
4505 HWY 63 N.
Rochester, MN 55904.

Watch for...

In June, Tunnel Mill will host Roger Degner for a two-day (June 23-24, 2007) copper vessel workshop. Details will follow.

Chest Making Workshop Instructor: Tom Latané

- This two part workshop is a unique opportunity to study under Tom Latané for six days.
- The workshop will take place at Tunnel Mill near Chatfield, Minnesota

The students will make a medieval style, rounded top chest measuring about 5" X 7" X 7". The chest is all metal. The students will form the body, lid, reinforcing straps and corner braces during the first three-day session. Tom will demonstrate tracery pierced by both chisel and jeweler's saw. Students may wish to limit the amount of ornamentation because of limited class time. Alternately, students may wish to embellish the walls of the chest at their own shop during the six months between the two sessions.

During the second three-day session, (in October), the students will make handles, hinges, and hasps.

You will receive a complete list of tools to bring to the workshop when you register.

·Dates: April 19, 20, 21, 2007, and October 11, 12, 13, 2007. (Thursday, Friday and Saturday.)

·Time: Each of the two sessions will begin at 9:00a.m. on Thursday, the opening day.

·Cost: \$500.00, includes registration and meals. The full amount of \$500.00 is due with your mail-in registration form. Two part payments are not accepted. Make checks payable to: Tunnel Mill Blacksmiths. Note—An additional fee of about \$10.00-\$12.00 for materials is due at the time of the first session.

Continued next page

Registration form for this 2-part Chest Making Workshop is on the next page.

Chest Making Workshop

April 19, 20, 21, 2007, and October 11, 12, 13, 2007. (Thursday, Friday and Saturday.)

Meals: Thursday lunch, supper.
Friday breakfast, lunch, supper.
Saturday breakfast, lunch, supper.

Arrival time: You may arrive Thursday morning in time for the 9:00a.m. start, or on Wednesday evening. If you plan to arrive Wednesday evening, you must first call Carol Adams to make arrangements. Carol's day number is 507-289-4189.

Accommodations: Nearby motels are available. Limited and basic accommodations are available in the mill and on the mill grounds. Call Carol Adams in advance to make arrangements. Cost to stay on the grounds is \$25.00.

Wednesday night pot luck dinner: We will share a pot luck dinner between 6:00p.m. and 7:00p.m. for those persons arriving by 6:00p.m.

Mail to:

Carol Adams,
Rochester Welding,
4505 HWY 63 N.
Rochester, MN 55904.

Name _____

Address _____

Phone _____ E-mail _____

Amount enclosed:

Registration \$ _____
Accommodations \$ _____
Total \$ _____

OPEN SHOP MARCH 31



If you don't have a shop of your own and are itching to get to a project, then put March 31 on your calender. We're having an Open Shop day at the Minnesota School of Horseshoeing.

Work on whatever you like. \$25 gets you coal and a workstation from

9:00 am to 5:00 pm. Technical and moral support provided by Bob Johnson and Al Olson, who will be working on their own projects too.

Bob is offering to do a couple of demonstrations as well. Bring your own hand tools, ideas, questions, steel, and bag lunch if you don't want to hit a restaurant. There's always the possibility to borrow a twisting wrench or something if you don't own one.

First come first serve, 8 workstations of fun, 2 are already gone, sign up by sending your check made out to the Guild of Metalsmiths to Al Olson, 2153 Fox Place, Mendota Heights, MN 55120. Give me a call if you have questions 651-683-0906.

See you at the forge...Al

HELP! New coffee crew STILL needed for Guild meeting setup!

Well, we finally got cold and some snow this year after every snowmobile rider and ice fisherman were hoping and praying for it to arrive. I wish I could say the same for my hopes and prayers for a new coffee crew.

The February 14 meeting at Oxygen Service will be here before we know it and still no one has come forward to take on this important part of the membership meetings.

At the board meeting on January 10 we decided that there may not be coffee available at this meeting, which includes the silverware and napkins needed to enjoy the food. I can't imagine that this will be a good thing. I am going to continue to hope and pray that one or two of the members come forward to take on this task, this very important task.

Please call me at 612-202-1041 cell 952- 881- 9559 hm 763-577 0111 wk


Thanks for listening,

Tom Phelps

Board of directors

Vice chair program committee

And as always, your t-shirt guy



Beginning Blacksmith A Class Wraps Up

The last session of the A Series (Fall) of the Beginning Blacksmithing program wrapped up shortly before Christmas. The graduation picture (below) shows the smiling faces of a bunch of happy new smiths eager to continue on in their pursuit of learning the art of blacksmithing. Give these guys a handshake the next time you see them at one of our Guild events.

Students in the class are (left to right): Steve Hoops, Butch Rahn, Jeremy Dove, Al Huf, Al Lindholm, John Peterson, Cliff Asmus, and Rick Wessling.



Minutes – THE GUILD OF METALSMITHS, BOD – 10 Jan 07
Held at the home of: Myron Hanson, 4015 Dodd Rd., Eagan, MN 55123
CALL TO ORDER: 7:15

Welcome new members.

Roll Call – Attendants are Herman, Fick, Frattalone, Barr, Hanson, Moenck, Moriarty, Myers, Phelps, and Sigurdson.

Guest, MR. Don Hammer. Rob Murray

AMENDMENT / APPROVAL OF PREVIOUS MEETING'S MINUTES:

Motion by Moenck to approve the minutes. Second by Phelps. Passed without dissent.

COMMITTEE REPORTS:

Discuss the requirement for committees to each have a chair and vice-chair from the BoD for the Education, program, and publicity committees.

Hanson continues as Chair of Program Committee

Phelps volunteers as vice chair for Program

Moenck continues as Chair of Education Committee

Barr volunteers as vice chair for Education

Roland volunteers to Chair Publicity

Moriarty volunteers for vice chair for Publicity

Myers volunteers to chair Long Term Planning

Moriarty volunteers for vice chair of Long Term Planning

Motion by Hanson and second by Moenck to accept these volunteers

Finance Committee-Mike Frattalone

DISCRETIONARY FUNDS \$ 10,594.30

REMAINING GRANTS 7,075.00

CERT. OF DEPOSIT 10,246.88

CASH TOTAL (DOWN 1,430) 17,669.30

EXPENSES SINCE LAST BOARD MEETING 4559

DEPOSITS SINCE LAST BOARD MEETING 4230

MAJOR EXPENSES WERE:

WORKSHOPS 1,548

MEMORIALS/AWARDS 164

PO BOX FEE 40

FORUM 1,078

HALL RENTAL 100

METALSMITH 1,533

TRAILER TABS 19

MISC 77

MEMBERSHIP COUNT 301 (DOWN 7) last quarter of 2006

REMAINING COAL ESTIMATE 21.1 TONS

Comments: Mike proposes to drop the Guild's bulk mailing permit.

The printer (Cornerstone) will handle the mailings. Mike reviewed the 2006, 2005 and 2004 financial summaries. The Iron Menagerie receipts covers multiple years of sales. Coal for classes is not represented in the 2006 summary offered at the meeting. Mike will do a new iteration on the preliminary summary for 2006. The new iteration will deal with the coal. Donation (\$650) was a contribution of a saw from Bell Mfg that was sold.

Education Committee-Jim Moenck

No report

Continued next page

Minutes continued from page 11

The Skiles repousse' class and the Kjensytad Anatomy of Scrolls classes are on. Next Education Committee meeting is 17 January.

Program Committee- Myron Hanson

Tom Phelps did and will do again an article or the Forum soliciting a guardian for the coffee.

Feb 14, 2007

Champion: Al Olson

Oxygen Service. Pierce Butler Road

Plasma cutting demo, Oxy-Acetylene safety arranged with Gary Bennett and the notice is in the January Forum. No sound system is needed but for sure tables and chairs, they're putting us in a smallish warehouse area.

April 14 2007

Champion: John McDonald

Location: Fort Snelling.

John has made the contact and did lock in the dayThe contact is

Kevin Milo. Need to arrange to be out by 9:30. Wood will talk to the clock guild. Olson will talk to the Wood Workers Guild. Format of extended show and tell. We will be graced by a presentation by John Yust.

June 13 2007

Considering alternate venues

Thinking perhaps North Oaks blacksmith shop (Carl Nordquist) or University of Minnesota

Dick still needs to call Carl Nordquist about North Oaks.

June is still a problem.

Madness/Fall Conference Sept 21, 22 and 23.

Demonstrators for conference:

Jay Close: Traditional blacksmith recommend by Bob Fredell and Pete Stanaitis.

Howard Clark: Knifemaker.

Next Program meeting is 18 January at the Hanson Conference

Center.

Publicity Committee- Rich Herman

Beth Olson is the new editor of the Metalsmith -.

December issue has been printed - The new procedure to have Cornerstone Printing do the layout went well. First issue had additional time due to setting up brand new format, Future issues should be easier. Rich is looking for comments on the new format. Board comments were positive. New Publicity Chair is Roland.

Moriarty suggests handbills to promote the Guild.

Long Term Planning:

Did not meet. New Long Term Planning Chair is Myers

UNFINISHED BUSINESS:

Danger/Safety signage by Herb

Heather Doyle works for MCTC teaching beginning blacksmithing and wants the Guild to play a part with 'guest instructors' for her program.

Al has already told her if she wants members for guest teachers, to advertise in our publications. She then hires and fires at her discretion with no board intervention.

NEW BUSINESS:

Minutes continued from page 12

Don Hammer used a few minutes to describe his thoughts on serving younger members. Don passed out a worksheet describing a campaign to reach out to College and High School art teachers. Don wants to prepare handouts and flyers for distribution to schools. He wants to return to the Board in two months to review his sheet. He wants to start with those from the Guild who signed up to mentor two years ago. Don is volunteering to run program. He proposes to start with the metro area because he can physically call on them.

Tom Phelps wants to extend the apparel line. He now has board permission to shop sweatshirts.

Myron suggests we have a welcoming committee for new members.

The power hammer workshop is now subscribed for 21 hammers. Rob Murray has already done a fantastic job of scrounging materials for the group. The build will be at Dave Gavin's shop. Companies have donated significant materials for the workshop. Thanks especially to Don Halvorson and Dillon Allen.

ANNOUNCEMENTS:

A gift package of materials from ABANA will be auctioned off at the next membership meeting

Next Program Committee meeting 18 January

Next Ed Com meeting 17 January 6:30 PM **Pot Luck.**

Next Membership meeting is at Oxygen Services .

Next Board meeting is at Myron's house, March 21 6:30 Pot Luck dinner

Next Forum deadline is January 15th

ADJOURNMENT: 9:44