

Join The Guild of Metalsmiths

Send \$30 dues to the address below. Please circle if you want to be listed in our membership directory and/or check items you don't want listed.

The Guild of Metalsmiths	List Me	Don't List Me
PO Box 11423	in the directory	in the Directory
St. Paul MN 55111	but don't list	
address - phones: home - work - fax - cell - email - web page		
<i>(mark items above you DO NOT want published)</i>		

Name: _____

Company Name: _____

Address: _____

(optional items)

Home phone: _____ Work phone: _____

Fax: _____ Cell: _____

Email address: _____

Web page: _____

Metalsmith Back Issue Service

Back issues of The Metalsmith are available to Guild members for only \$3.00 each, postage included.

Use your most recent copy of The Metalsmith's "How to" index to pick out the topics that interest you most. Then, if you don't already have those Metalsmiths in your collection, get them from the Guild of Metalsmiths Back Issue Service!

To order, write the Volume and Issue number(s) on the back of this form along with your mailing address.

Include a check for \$3.00 for each issue made out to Guild of Metalsmiths.

Send it to:

Pete Stanaitis
2476 10th Ave.
Baldwin WI 54002

If you have any questions about the service, contact Pete at 715-698-2895 or email him at: spaco@baldwin-telecom.net

The Guild of Metalsmiths on the web:

Visit our website at <http://www.metalsmith.org>

Looking for something? Try the search engine. On our main page, just below the index table, click on "Search this Site," and enter your query.

Join The Bellows, our email discussion forum.

Information at:

<http://www.metalsmith.org/bb/TheBellows.htm>

Request Form

Guild of Metalsmiths Video Library:

Date: _____

Name: _____

Address: _____

City: _____ State: _____ Zip: _____

Phone: () _____

Tapes requested: _____

Include \$3.00 for each "T" number requested. Make check payable to:
The Guild of Metalsmiths

Send request and check to:

Rich Herman
1253 Danbury Way
Rosemount, MN 55068

email: racherman@frontiernet.net

phone: (651)322-1623

Metalsmith back issue service order form

Read directions on the reverse side of this form.

Please send me these back issues: (Vol:issue)
Use additional sheets of paper if you need them.

Joining The Guild of Metalsmiths?

Please introduce yourself. Each month we welcome new members to the Guild and offer them a chance to tell us a bit about themselves. (who you are, your goals as a metalsmith, the services you provide, products you make, etc.) Whatever you want to share is fine. So, give us a statement of interests/services up to 254 characters long (letters and spaces). This statement is also printed in the member directory (optional).

Goings on...



Events in January, 2007

- Jan. 6, Basics B1 class
- Jan. 10, Guild board meeting at Myron Hansen's home in Eagan
- Jan. 20, Basics B2 class
- Jan. 28-29, Anatomy of Scrolls class, Judith Kjenstad, to be held at U of M campus (details pgs 7-8)

Events in February, 2007

- Feb. 3 Basics B3 class
- Feb. 10 & 11, Repousse Class, Kirsten Skiles, to be held at Myron Hanson's shop
- Feb. 14, Guild membership meeting, Oxygen Service Co., safety presentation for gas welding.
- Feb. 17, Basics B4 class

Events in March, 2007

- March 10, Basics C2 class
- March 14 Guild board meeting
- March 17, Touch Marks, Tom Latane
- March 24, Basics C3 class

The Forum

January 2007



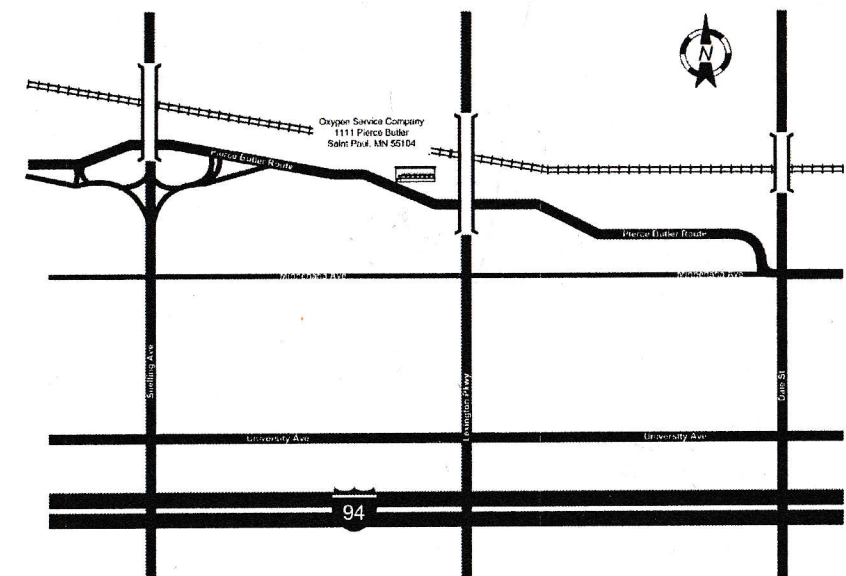
Vol. 9, No. 1

Plan now to attend February 14 Guild of Metalsmiths meeting at Oxygen Service Co.

Oxygen Service Company at 1111 Pierce Butler Route, St Paul, will host the February 14 Guild membership meeting. They are an employee owned welding supply company and will offer a safety presentation for gas welding, a plasma cutting demo, and the retail store will be open.

They didn't specifically mention any 'deals' that will be available in the store, but they usually treat us well. OSC was one of companies that donated to the conference auction.

So circle the date on your calendar and bring your sweetheart (it's Valentine's Day too)!



Forum deadline for February: Monday, Jan. 15, 2007

The deadline for The Forum is always the third Monday of the month. If you have activities that will be occurring in the next few months and wish to have them published in the next Forum, please send them by Monday, Jan. 15, 2007 to **Georgia Myers**, editor, by e-mail to:

forum@metalsmith.org

(e-mails will be forwarded to Georgia Myers), or to

gmyers@rconnect.com

or mail them to:

Georgia Myers

313 Dakota St

Lake City MN 55041



The Guild of Metalsmiths, St. Paul, MN, publishes the GoM Forum monthly. It is intended as a tool to further our educational mission, to keep members up to date on current happenings, to publicize projects and workshops, a place for all members to express their opinions, concerns, learn more about each other—in short, to help us run our organization.

For address change, or to submit comments, please mail to:

The GoM Forum

Georgia Myers

313 Dakota St

Lake City, MN 55041-1869

or e-mail to

forum@metalsmith.org or

gmyers@rconnect.com

Guild educational grants

There is grant money available for Guild members to study intermediate and advanced metalworking techniques.

The Guild educational grant program is designed to bring new skills into the metalworking community. Participants are given money to pay for a portion of their expenses and are expected to learn some new or poorly understood skill, and then to share what they have learned with other members and the public through an article in our quarterly magazine, "The Metalsmith." They're also expected to lead a workshop on the topic (or other educational service approved by the board).

Application forms are available from the president or treasurer at a regular meeting, or by sending a self-addressed, stamped envelope to:

The Guild of Metalsmiths

PO Box 11423

St. Paul MN 55111

Our neighborhood of smiths

Check this page every month to see what's going on with our neighboring colleagues, and read about activities in their smithing groups.

UMBA

Visit <http://www.umbaonline.org/events.html>

UMBA DVD-R library

125 different titles

\$5 each

\$2 shipping per order

Never return them to library

www.umbaonline.org

Central Minnesota Blacksmiths meeting schedule

Monticello, MN, 763-295-4632

Updated schedule pending

Badger Blacksmiths meetings

For information, call Don Hogenson at 715-265-4701 or email Richard Prigge at rprigge@centurytel.net

Lake Superior Metalsmiths

Lake Superior Metalsmiths (LSM) meet the fourth Saturday of the month at noon from October through April. The meetings are potluck at noon at Dave Hanson's house, 5873 Taft Road, Duluth, Minnesota, 218-721-4572.

Northern Minnesota Metalsmiths


The NMM meetings are the first Monday of the month. Often, but not always, at Keith Johnson's shop in Bemidji. Contact Keith for monthly specifics at keith@greatriverforge.com

Central Texas Blacksmiths

To read their online newsletter, go to

<http://balconesforge.org/newsletters/aug06/aug06.pdf>

If that does not work, then just head to www.balconesforge.org and the newsletter section is easy to find.



Rome Hutchings sent this photo of the students in his latest Forge Welding class.

Congratulations, graduates!

Guild of Metalsmiths Library Books

The Guild has a collection of about 83 catalogued books, 30-plus newly donated books yet to be catalogued, and two boxes of unbound *Anvils Ring* and *Hammers Blow* magazines. This collection belongs to Guild members and needs to be more accessible.



In the past the books were carried in three heavy tote boxes to meetings where members could borrow books on the honor system. I had ambitions of writing small reviews of all the books to better advertise what is available then devise a way for members to borrow books without throwing my back out hauling them to meetings.

My ideas were bigger than I could follow through on. In other words I am sitting on this great resource of technical and creative knowledge of blacksmithing and doing nothing about it.

I need someone to become the new librarian.

Contact Susan Wood (612-727-1752 anvilclock@netzero.net) or Al Olson (651-683-0906 alan_olson@hotmail.com).

Letter to the Guild of Metalsmiths...

Needed: motivated volunteer(s) to take over the 'coffee detail' at meetings

To the members, I just want to say "thank you" to all that gave their time, talents and donations and oh yes, the food for a wonderful Christmas meeting. I hope the early birds enjoyed the Glockenspiel (same time next year?).

At the program committee meeting last week we again talked about the need for a new coffee crew. Mr. Carlson says the time is near for the end of their duties in this position. I'd like to thank the Carlson's for that hot cup of coffee and the plates and silver to enjoy the food at all of the meetings and the entire weekends of the fall conferences.

So, to get right down to it, this is what needs to happen, the Guild of Metal Smiths needs one or even better two members to come forward and take the "hammer by the handle" (I had to throw that in) and take on this incredible service that the Carlson's have done so well for so long.

This task is very important to the entire membership. The numbers of the members would dwindle at the meetings if there were no coffee to hold and sip during important conversations on the proper hammer swing and the importance of properly finishing off a rivet! How will we eat the fine entrees without the silver, napkins and dishes that are necessary to enjoy such feasts!

Kidding aside, it really is a very important part of keeping the guild meetings as good as they are. Here's what goes along with the title: membership meetings, there are three tubs that carry the coffee pots, condiments, coffee, cups, plates, silver, serve ware, napkins, cocoa. In addition to the three tubs are 2 more coffee pots, a big box of cups, napkins and stuff to store.

These motivated members would be responsible for keeping the quantities of "meeting wares" up to date and ready for battle. The Guild will reimburse all costs. The enthusiastic members would arrive a half hour prior to the start of the meetings to, well, start the coffee and set up for the gathering.

Out of about 300 members I hope that one or even two members would come forward to take on this very important challenge. You may contact me at otbsmith@gmail.com or send a message to the bellows and I will pick it up there.

So in closing, to all members, a toast to a good year and many more to come.

Tom Phelps
Board of Directors
Program Committee
and T-shirt Guy

A note from the Prez

I am very honored to have been selected to be the new president for the Guild of Metalsmiths. I hope I am able to continue supporting this group and the good work that it does with teaching and spreading the word about Blacksmithing.

One of the requests I have for each of you is to consider what you can do as a member of the Guild to make our organization better. In the next issue of the Metalsmith magazine, a copy of our existing Bylaws is going to be published. In the bylaws it is stated "*A strong organization is composed of persons actively involved and feeling committed to the goals of the organization. Members gain from their organization not only by receiving but also by giving. One gets out of an organization that which one puts into it. Therefore, all members are encouraged to contribute to The Guild of Metalsmiths, insofar as their time and skills permit, by giving of their time, talents and services on at least one occasion during the year. Contributions include but are not limited to serving on a committee, planning for an activity, setting up demonstration sites, making phone calls and making deliveries.*"

It is unfortunate that each year almost one third of our membership chooses not to renew. Many of these are members that joined only two or three years before. It has been a concern of mine the last couple of years about all of these people that leave our group. I have wondered if these members could have become more involved in the organization, would there be a change in this loss of members.

Volunteering to help the Guild has many benefits. First, the volunteer groups would have more people helping, making the work of those few members now supporting the Guild easier thereby resulting in less "burn out" by those members. Second, with fresh members come fresh ideas to help make the organization work better. Those that contribute also tend to feel more of a sense of ownership of the organization. If you don't like what "they" are doing with the group, "we" can make it more like you want it to be. And most important, by getting a chance to work with some of those experienced members you get more opportunities to get to know them and learn from them. If you have taken one of our classes in the past, you recall how friendly the instructors were and helped with all your questions. Each committee meeting is similar to our classes with lots of side conversations going on before and after the meetings and LOTS of learning taking place.

So, in closing I would like to remind all of you that like so many other things you do in life, the Guild of Metalsmiths is something that you get out of as much as you put into it.

See you at the next meeting.

Rich Herman

Spare Tire Power Hammer Workshop

This workshop is being organized as a response to interest expressed during the Clay Spencer demonstration at the GoM 2006 Fall Conference. The goal of this workshop is to organize a group of interested people to collect parts and build a working Spare Tire Power Hammer. In order to hold the workshop, we will need to have a minimum number of participants to make sure we have enough people to complete the project and to ensure we can buy materials in quantities large enough to get volume discounts. Clay Spencer has indicated this minimum number is 12 people. There is also a maximum number of participants that would be restricted by how much work could be done in the final assembly weekend, this number is 18.

The cost to be a participant will be dependent on what the final material costs for building the hammers. Any extra funds that remain at the end of the project will be refunded equally to the full participants. The estimated cost is expected to be somewhere between \$850 and \$1250. I have decided it is best to collect the maximum estimated amount to ensure there is adequate funds to purchase materials. In order to minimize the impact on personal budgets, a payment plan will be established. Following is the minimum payment plan to be accepted:

Payment	Amount	Total Paid	Date
Deposit	\$250	\$250	ASAP
First Pmt	\$250	\$500	December 15
Second Pmt	\$250	\$750	January 15
Third Pmt	\$250	\$1000	February 15
Fourth Pmt	\$250	\$1250	March 15

If for any reason a participant decides to drop out of the workshop, the deposit amount of \$250 will not be refundable unless a replacement person is found. Any payments made above the amount of the deposit will be refunded.

Assembly of the hammers will be done in two steps. One or more meetings will be held to prepare for the main assembly workshop. In those meetings, parts will be cut, holes drilled, small assemblies may be put together. Participation in these meetings is expected but not required. Final assembly will be a three day weekend event, on a Friday, Saturday, and Sunday with active participation required. This final assembly will occur in sometime in late April or May, date to be determined. Clay Spencer will be attending this event and will provide skills and jigs to help assemble the hammers plus will be available to answer any questions.

Registration will be a first come-first serve basis based on when I receive your check in the mail. Postmarks will be used to determine the order of registrations. Registration is open until January 1st or until I have 18 full participants, whichever comes first. Checks can be sent to me at:


Rich Herman
12553 Danbury Way
Rosemount, MN 55068

If there are any questions, I may be contacted at 651-322-1623 (home) or 612-618-9228 (cell- please call in evening). I can be contacted via email at racherman@frontiernet.net.

December 10 holiday meeting photos




Marcia McEachron (4th from left) was presented with the Guild of Metalsmiths' annual Juare-Hubler award for outstanding participation. She was congratulated by long-time Guild members Bob Walsh, Bob and Mary Fredell, Peter Maas, and John Moriarty, who shared past experiences and recollections with Marcia.



Many members shared their creations during "show and tell."

Roger Degner led an auction of special items before the potluck dinner began. Myron Hanson and John McDonald assisted.



Anatomy of Scrolls

Saturday & Sunday, January 27 & 28, 2007

9:00 a.m. to 4:00 p.m. (1/27)

9:00 a.m. to 3:00 p.m. (1/28)

Judith Kjenstad, instructor (phone 612 721-2595,
judithen@earthlink.net)

Cost: \$75 per student

Class limit: 20 maximum, 10 minimum

This class will be held on the U of M campus, 1985 Beauford Ave., St. Paul, MN, Room 258 in McNeal Hall. (map page 8)

Students will learn to how to dissect acanthus scrolls and vines and apply this knowledge to their own work. Lectures/slide PowerPoint presentations, drawing demonstrations and individual tutoring will be used to get the process started. Students are encouraged to bring ideas for a project or projects (large or small) so that this knowledge can be directly applied to a drawing for that project.

All skill levels are welcome.

Tools and Equipment:

Please bring drawing materials – pencils, erasers, rulers, paper pads and or graph paper according to the size of the particular project.

Safety Equipment : not necessary.

Lunch: Bring a bag lunch with you. We will take a short break at noon and then resume class.

Judith is well known for teaching rosemaling. If you compare rosemale to scrolls, you will see very little difference. We are fortunate to have this class offered. Come and learn more about laying out scrolls and incorporating them into your blacksmithing from one of the best teachers in the U.S.A.

**Don't delay! Register now for this
"Anatomy of Scrolls" class.
Registration form is on page 8.
Minimum of 10 students, 20
maximum.**

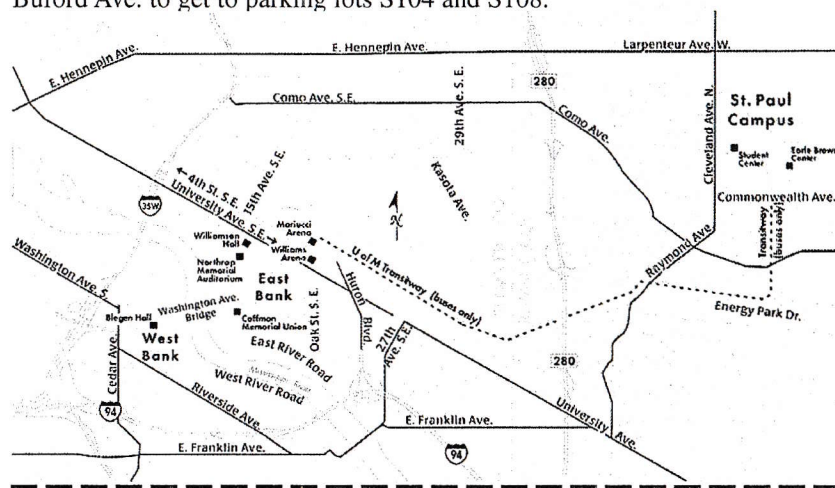
Anatomy of Scrolls class

Directions to UM – St. Paul Campus:

I-35W north through the cities: Follow I-35W north to the Cleveland Ave. exit. Follow Cleveland Ave. south past Larpenteur Ave. Take a left onto Buford Ave. Parking lot S102 on left - continue straight on Buford Ave. to get to parking lots S104 and S108.

I-35W south into the cities: Follow I-35W south to the Cleveland Ave. exit. Follow Cleveland Ave. south past Larpenteur Ave. Take a left onto Buford Ave. Parking lot S102 is on the left - continue straight on Buford Ave. to get to parking lots S104 and S108.

I-94: Take Snelling Ave. north to Como Ave. Go west on Como Ave. to Cleveland Ave. Take a right onto Cleveland Ave. and follow it to Buford Ave. & take a right. Parking lot S102 is on the left - continue straight on Buford Ave. to get to parking lots S104 and S108.



Register for "Anatomy of Scrolls" class. Fill out form below and mail, along with check for \$75 made out to "Guild of Metalsmiths" to:

Jim Moenck
661 Dorland Road S
Maplewood, MN 55119
jrmoenck@yahoo.com

For questions, call Jim at (651) 735-4461

Name: _____

Address: _____

City, State, Zip: _____

Phone: _____ Email: _____

December Holiday Party



The Annual Meeting and Holiday Pot Luck for the Guild of Metalsmiths was held on Sunday, December 10th at the CSPS Hall on 7th Street in St. Paul. This was a well-attended event, with both old and new members getting together to help continue the good works of the Guild and to select new officers for the next year.

Mike Frattalone reported on the financial status with the following information:

Discretionary Funds	\$10,813.18
Remaining Grants	7,075.00
Certificate of Deposit	10,246.88
Cash Total	17,888.18 (Down 606.77 from one year ago)
Expenses since last membership meeting	\$1,919.00
Deposits since last membership meeting	\$3,820.00

Membership stands at 294, down 10 from last year. Coal in the coal pile was recently replenished and is estimated to have 21.9 tons remaining.

The three top officer positions – President, Vice President, and Treasurer, were up for election as well as four of the seven Board of Director positions. Results of the election for officers was:

President	Rich Herman
VP	Herb Fick
Treasurer	Mike Frattalone
Newly elected Board members	
	Tom Phelps
	Roland Sigurdson
	Gordon Barr
	Gary Myers
	John Moriarty

Since Rich Herman was elected president and was a board member not up for election, a fifth candidate (John Moriarty) was elected to fill out the remaining year of his term. John will be up for election next year along with the other two remaining board members Jim Moenck and Myron Hanson.

Following the business meeting an auction was held to sell off some items from the Fall Conference. The auction was considered very successful, bringing in \$950 for the Guild.

The afternoon was completed with a Potluck Dinner that was enjoyed by all. Thanks to those that brought a dish do share.

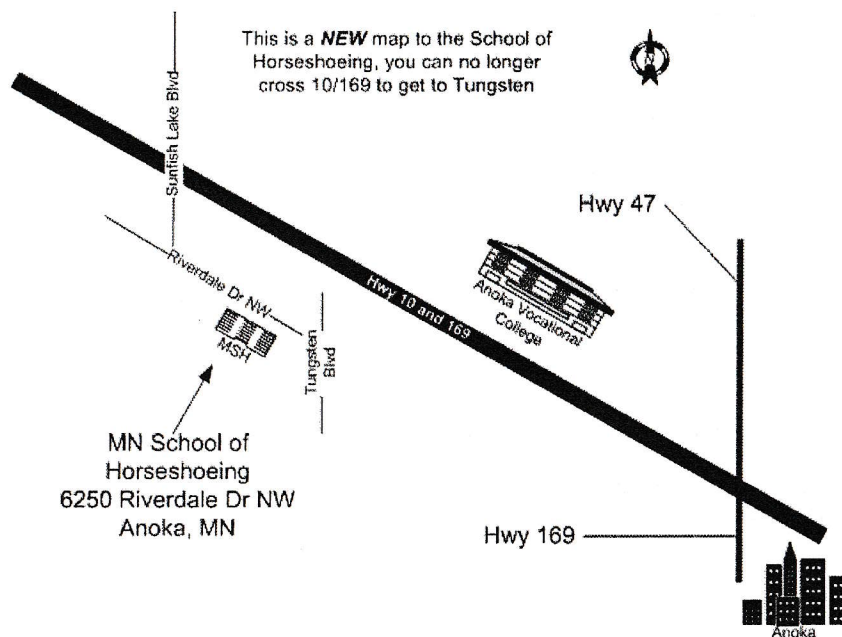
— Rich Herman

Photos from holiday meeting on next page, including annual Juare-Hubler award winner.

Handled Struck Tools Class

March 3 & 4, 2007

Minnesota School of Horseshoeing



Register for "Handled Struck Tools" class. Fill out form below and mail, along with check for \$55 made out to "Guild of Metalsmiths" to:

Jesse Gavin
N 6716 - 720th ST
Beldenville WI 54003
E-Mail jagavin6273@hotmail.com

For questions, call Jesse at 715-425-9951

Name: _____

Address: _____

City, State, Zip: _____

Phone: _____ Email: _____

Repousse Class

Saturday & Sunday, Feb. 10 & 11
9:00 a.m. to 5:00 p.m. (both days)

Cost: \$50 per student

Location: Myron Hanson's shop in Eagan (map pg 10)

Instructor: Kirsten Skiles, Phone 608 780-6209

kassmiles@hotmail.com

Class description:

High Relief Chasing, as I teach it, is derived from the Japanese style of High Relief Chasing used in sword ornaments and kimono pins. The technique is inspired by, but not true to, the full Japanese tradition. In this workshop, students will work on a bronze chasing that incorporates extreme elevation shifts, foldovers, undercuts and highly textured surfaces. We will talk about how to make chasing tools, but tools will be provided for use during the class.

Class size: 4 minimum, 8 maximum

Tools and Equipment or other items to bring to class:

- Heat gun (the kind used to strip paint). We will need a maximum of one gun for every 2 students
- Ear & eye protection
- Apron, non-synthetic clothing, closed toe sturdy shoes
- Something to tie back long hair
- Forging hammer & tongs for holding the W1 tool steel
- Any small or medium weight ball peen hammers & chasing hammers that you already own.
- chasing tools thta you already own
- Metal forming stakes if you've got some that you are willing to share

Plan now to attend this repousse class on Feb. 10 & 11.

Fill out registration form on page 10.

Repousse Class with Kirsten Skiles

Special instructions:

Safety Equipment – safety glasses & ear plugs are mandatory. Other safety equipment may include: gloves, leather apron, cotton clothing, leather shoes.

Pitch pot and chasing tools will be provided and optionally offered for sale after class.

If possible, send an actual picture of the project that the students will be making. If a picture is not available, draw a picture as accurately as you can for publicity purposes.

Lunch Arrangements: Students may bring a bag lunch or eat at one of the many nearby local establishments.

1 Myron Hanson

Take I 494 to Dodd Rd/ MN 149 exit and go South, turn left onto MN 55 and turn right back onto MN 149.

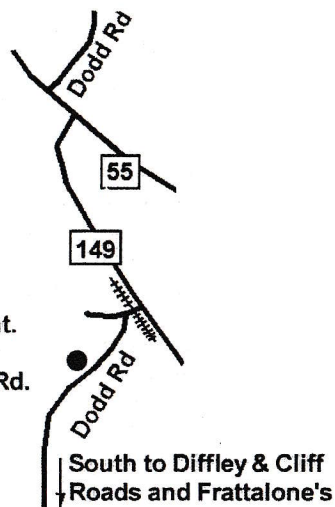
Continue South to the sign that says Dodd Road and points right.

Turn right, cross the tracks and make an immediate left turn onto Dodd Road.

Myron's house is about .7 mi on the right.

Coming North on Dodd Rd from Cliff Rd its about 1.8 mi (~.75 mi North of Diffley Rd.

4015 Dodd Rd
Eagan, MN 55123-1612
Home phone: 651-454-3984



Register for "Repousse" class. Fill out form below and mail, along with check for \$50 made out to "Guild of Metalsmiths" to:

Dan Kaschner
3860 Big Timber Trail
Eagan, MN 55123
dkaschner@comcast.net

For questions, call Dan at (651) 681-7979

Name: _____

Address: _____

City, State, Zip: _____

Phone: _____ Email: _____

Handled struck tools workshop

Date and Time: 3 & 4 March 2007 9 – 4:30

Location MN School of Horseshoeing

Instructors: Jesse Gavin, (715) 425-9951, jagavin6273@hotmail.com
Herb Fick, (507) 663 056, fick@rconnect.com

Cost of Class: \$55

Class size: 8

Description: Prepare a wire handled hot cut slitting chisel, a hole punch, a fuller, and a butcher and then heat-treat them for use. Do this using hand tools, treadle hammer and a coal fire. Learn to fill your tool kit!!! And learn to make tools for the annual conference raffle toolbox.

Safety Equipment – safety glasses & earplugs are mandatory.

Other Equipment: Basic forging hammer, hammer for striking tools.
Gloves

Special Instructions: Be on Time

Lunch Arrangements: Bag lunch, or local restaurant. You may wish to bring along designer bottled water

Register now for this "Handled Struck Tools" class to be held March 3 and 4, 2007

Registration form is on next page.