

Join The Guild of Metalsmiths

Send \$30 dues to the address below. Please circle if you want to be listed in our membership directory and/or check items you don't want listed.

The Guild of Metalsmiths	List Me	Don't List Me
PO Box 11423	in the directory	in the Directory
St. Paul MN 55111	but don't list	
address - phones: home - work - fax - cell - email - web page		
(mark items above you DO NOT want published)		

Name: _____

Company Name: _____

Address: _____

(optional items)

Home phone: _____ Work phone: _____

Fax: _____ Cell: _____

Email address _____

Web page: _____

Metalsmith Back Issue Service

Back issues of The Metalsmith are available to Guild members for only \$3.00 each, postage included.

Use your most recent copy of The Metalsmith's "How to" index to pick out the topics that interest you most. Then, if you don't already have those Metalsmiths in your collection, get them from the Guild of Metalsmiths Back Issue Service!

To order, write the Volume and Issue number(s) on the back of this form along with your mailing address.

Include a check for \$3.00 for each issue made out to Guild of Metalsmiths.

Send it to:

Pete Stanaitis
2476 10th Ave.
Baldwin WI 54002

If you have any questions about the service, contact Pete at 715-698-2895 or email him at: spaco@baldwin-telecom.net

The Guild of Metalsmiths on the web:

Visit our website at <http://www.metalsmith.org>

Looking for something? Try the search engine. On our main page, just below the index table, click on "Search this Site," and enter your query.

Join The Bellows, our email discussion forum.

Information at:

<http://www.metalsmith.org/bb/TheBellows.htm>

Request Form

Guild of Metalsmiths Video Library:

Date: _____

Name: _____

Address: _____

City: _____ State: _____ Zip: _____

Phone: () _____

Tapes requested: _____

Include \$3.00 for each "T" number requested. Make check payable to:
The Guild of Metalsmiths

Send request and check to:

Rich Herman
1253 Danbury Way
Rosemount, MN 55068

email: racherman@frontiernet.net

phone: (651)322-1623

Metalsmith back issue service order form
Read directions on the reverse side of this form.

Please send me these back issues: (Vol:issue)
Use additional sheets of paper if you need them.

Joining The Guild of Metalsmiths?

Please introduce yourself. Each month we welcome new members to the Guild and offer them a chance to tell us a bit about themselves. (who you are, your goals as a metalsmith, the services you provide, products you make, etc.) Whatever you want to share is fine. So, give us a statement of interests/services up to 254 characters long (letters and spaces). This statement is also printed in the member directory (optional).

Goings on...



...a calendar of GoM events at a glance

Events in March, 2008

- March 8 Beginning Blacksmithing, C class, session 2
- March 12 Guild board of directors meeting, Myron Hanson's studio, Eagan, MN
- March 22 Beginning Blacksmithing, C class, session 3

Events in April, 2008

- Apr 5 Beginning Blacksmith, C class, session 4
- Apr. 9, Guild membership meeting, Truax Company, New Hope
- Apr 12 & 13, Basic Joinery, Mn School of Horseshoeing
- Apr 12 & 13, Gas Forge Building Workshop, Nowthen
- **NOTE: April 19 Treadle Hammer tool workshop cancelled!**

Events in May

- May 1, 2, 3, BAM annual Ozark Conference, Sedalia, MO
- May 14, Guild board of directors meeting, Myron Hanson's studio
- May 17, Introduction to Blacksmithing, Gordon Barr, champion-details TBA
- May 24, Forge Building Workshop at Dick Carlson's Flint Rock Ridge Forge. Details TBA.

Events in June

- June 6-8, Hammer-In at Nowthen
- June 11, Guild membership meeting, details TBA

CREATING CRAFT CONSUMERS, COLLECTORS, & LEADERS

Little Rock, Arkansas

Hosts: Arkansas Arts Center and Arkansas Arts Council

Sponsors: American Craft Council, The Rosen Group, Morris Foundation, The CraftsReport, and Ozark Folk Center State Park

For questions, registration information and details visit the CODA website or contact:

CRAFT ORGANIZATION DEVELOPMENT ASSOCIATION

Linda Van Trump, Managing Director

P.O. Box 51, Onia, AR 72663

870-746-5159

info@codacraft.org

www.codacraft.org

'The Forum' is online

To read an electronic (PDF) version of *The Forum* each month, go to our website, www.metalsmith.org.

The Forum

March 2008



Vol. 10, No. 3

Look forward to next membership meeting April 9

The next membership meeting will be held April 9 at the Truax Company in New Hope, MN (<http://www.truaxcomp.com/>). Truax Company is the result of efforts of Jim Truax, a "shade tree" developer that started out 35 years ago building a grass seeder for his landscaping business. It worked so well, others asked him to build seeders for them.


This has evolved into a thriving business with several types of seeders being built in his plant. This will be an opportunity to see how they use several commercial off-the-shelf components including hydraulic systems plus formed sheet metal and welded metal frames to build up their units. Processes include welding and preparations for powder coating of the frames for the seeders.

Truax Company is located at 4300 Quebec Ave. N (near the intersections of Highway 100 and 81) in New Hope, MN. Come early (6:30 pm) and join in on the pot luck dinner or later (7 pm) for the business meeting and demo.

Lost – please return

At the 2007 Fall Conference a copper vase that was on display in the Gallery was taken without permission. We would request that the person who has this item please return it to the Guild and we will restore it to the rightful owner. If you have this item, or have any knowledge about the whereabouts, please contact any of the officers or board members of The Guild of Metalsmiths. No questions will be asked and sources will be kept confidential.

JOIN OUR FAMILY OF METAL SMITHS!



Forum deadline for March: Monday, Feb. 18, 2008

The deadline for The Forum is always the third Monday of the month. If you have activities that will be occurring in the next few months and wish to have them published in the next Forum, please send them by Monday, Feb. 18, 2008 to Georgia Myers, editor, by e-mail to:

forum@metalsmith.org

(e-mails will be forwarded to Georgia Myers), or to

gldmyers@embarqmail.com

or mail them to:

Georgia Myers

413 W Dakota St

Lake City MN 55041



The Guild of Metalsmiths, St. Paul, MN, publishes the GoM Forum monthly. It is intended as a tool to further our educational mission, to keep members up to date on current happenings, to publicize projects and workshops, a place for all members to express their opinions, concerns, learn more about each other—in short, to help us run our organization.

For address change, or to submit comments, please mail to: The GoM Forum

Georgia Myers

413 W Dakota St

Lake City, MN 55041-1869

or e-mail to

forum@metalsmith.org or

gldmyers@embarqmail.com

Guild educational grants

There is grant money available for Guild members to study intermediate and advanced metalworking techniques.


The Guild educational grant program is designed to bring new skills into the metalworking community. Participants are given money to pay for a portion of their expenses and are expected to learn some new or poorly understood skill, and then to share what they have learned with other members and the public through an article in our quarterly magazine, "The Metalsmith." They're also expected to lead a workshop on the topic (or other educational service approved by the board).

Application forms are available from the president or treasurer at a regular meeting, or by sending a self-addressed, stamped envelope to:

The Guild of Metalsmiths

PO Box 11423

St. Paul MN 55111



'The Forum' is online

To read an electronic (PDF) version of *The Forum* each month, go to our website, www.metalsmith.org.

2008 BAM Conference Iron in the Hat

The Iron in the Hat drawing is a big event at the annual BAM Ozark conference each year. This year they are expanding the drawing and inviting neighboring affiliates like us to have an opportunity to participate in the drawing. If you will not be able to attend the conference, tickets will be available locally at the April membership meeting at a cost of \$1 per ticket.

Three prizes will be drawn for at the conference in May. These prizes are:

- 265 pound Ozark pattern double horn anvil with stand, tool tray, hot cut, and bending fork
- BAM box (by Pat McCarty) filled with "signature tools" (Tom Clark)
- Damascus hand forging hammer (by Hank Knickmeyer and Tom Clark)

After purchasing tickets, put your name and address on your ticket and place each ticket into one of three envelopes, one for each of the three prizes. Place your tickets into the envelope of the prize(s) you are interested in, each ticket can be used for only one of the prizes being drawn. If you are the winner of a prize, you will be responsible for shipping of the prize. However, there are a number of members traveling to the conference from the Guild; it should be possible to arrange for someone to transport items back here.

One interesting feature of the drawing this year is that if an affiliate such as our Guild sells at least 100 tickets, the local group will be allowed to keep half of the money collected. This means that for those local people planning on attending the conference and perhaps buying tickets there, it may help our group to buy them early instead.

If you are interested in purchasing Iron in the Hat tickets, please see Rich Herman at the April member meeting.

Wood symposium at Vesterheim Museum April 18-20

The Vesterheim Museum in Decorah, IA will be holding a symposium on Norwegian folk art in wood and related traditions including iron. "Coming Out of the Woodwork" will be held April 18-20, 2008 with classes the week before and after the symposium.

There will be a special exhibit of iron bound woodenware called "Fire and Wood" besides an exhibit of carved kubb stools.

Olav Mortensen (Norway) will teach two week-long knife-making classes (not including the blades) which would be of interest to smiths who have made blades and want ideas for proceeding further. Tom Latane will teach a two-day class in cold metalwork chisel cutting and embossing sheet for binding chests.

The Vesterheim has an impressive collection of wood and metalwork any smith interested in traditional work, knives, or combining wood and steel should see.

Contact the Vesterheim for a complete list of classes and speakers at 563-382-9681 or go to www.vesterheim.org

Pre-Registration Form

17th Annual Ozark Conference May 1, 2, 3, 2008

Pre-Registration

Pre-Registration # _____ x \$80

(post-marked by 04/15/08)

At the Door # _____ x \$100

Saturday Night Banquet# # _____ x \$13

(pre-registration only, 1st come, 1st served)

Workshops (with paid registration)

Basket Weaving # _____ x \$30

(22 max)

Broom Tying # _____ x \$30

(20 max)

Finger Weaving # _____ x \$20

(20 max)

Would you like to be notified if other activities are added? ☐ Yes ☐ No

BAM Membership Dues # _____ x \$25

Total Enclosed (Make check out to **BAM**) \$ _____

(Sorry, but we can not accept credit/debit card payment.)

Mail check & form to:

Bruce Herzog—BAM Treasurer

2212 Aileswick Drive

St. Louis, MO 63129-3604

314-892-4690

e-mail: bjherzog@msn.com

Name _____

Others Attending

(Spouse & Children under 18 are FREE with a paid adult)

Address _____

City _____ State _____ Zip _____

Phone _____ E-mail _____

Gas Forge Building Workshop Saturday & Sunday, April 12 & 13

Instructors: Jim Moenck & Gordon Barr

Cost: Between \$150 and \$175, possibly less.

Class size: open, no restrictions

Location: Nowthen Blacksmith Shop at Nowthen
Threshing Show site (map on page 5)

This is a workshop in which we will all work collectively to make a venturi-style gas forge. The forge will be a single burner style. The body will be approximately 10" diameter by 12". It will be insulated with a 1" blanket of ceramic fiber, coated with a cementuous finish for durability. fire brick will be used for the sliding doors on each end, making it possible to pass the stock through to heat the center of a work piece. The forge will set on a stand welded onto it for stability. This forge is a simple, economical forge that should be able to reach a welding temperature.

We expect to keep the cost between \$150 and \$175, possibly less. The final amount will vary, depending on how much material we can salvage, or have donated. The final cost will be determined after all materials have been procured.

We will need various extra equipment: belt grinders, welders, oxy/acetylene setups, etc. I will contact every participant to see if they have any equipment that could be used.

Please bring safety glasses and ear plugs--mandatory! Other safety equipment may include gloves, leather apron, cotton clothing, leather shoes.

Bring your own lunch or eat at a local establishment.

This is a Guild-sponsored class.

**Sign up soon for this Gas Forge
Building class. Fill out the form on
the next page and send to:**

Jim Moenck

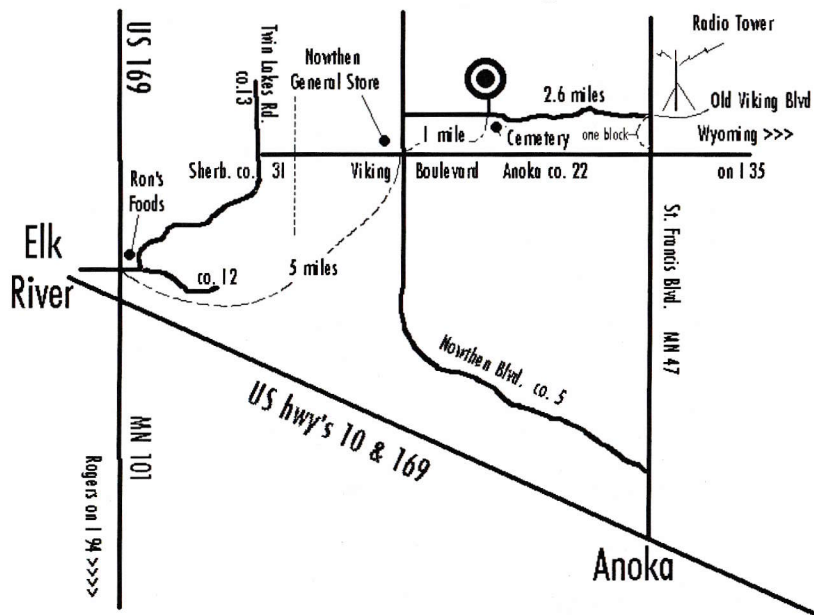
661 Dorland Road S

Maplewood MN 55119

Gas Forge Building Workshop April 12 & 13, 2008

Call Jim Moenck at 651 73 5 4461 if you have questions.

Nowthen Threshing Show



Register for "Gas Forge Building Workshop." Fill out form below and mail to:

Jim Moenck
661 Dorland Rd S
Maplewood MN 55119


For questions, call Jim at 651-735-4461 or email jrmoenck@yahoo.com

Name: _____

Address: _____

City, State, Zip: _____

Phone: _____ Email: _____



17th Annual Ozark Conference May 1, 2 & 3, 2008 Missouri State Fairgrounds Sedalia, MO

Pre-Registration must be post-marked by April 15th, 2008

BAM (Blacksmith Association of Missouri) is gearing up for its 17th annual Ozark Conference, May 1st-3rd, 2008, this time with an international flair. With extended dates and foreign demonstrators Josef Habermann and Heiner Zimmermann, plus US smiths Bob Patrick, Darryl Nelson, the team of Michael Bendele & Joe Bonifas, and the team of Steve Mankowski & Shelton Browder from Colonial Williamsburg, this promises to be a great conference—and the conference committee would like you to share the experience with us. There will be numerous options for your housing, including camping with or without hook ups, and lots of places to find food, so we hope you will join us.

Vendor sites will be under the same roof as the demonstrators—a wonderful, huge, open-sided brick and concrete pavilion on the grounds of the Missouri State Fair in Sedalia, Missouri. While the pavilion is covered and offers weather protection, blowing rain could find its way to the floor in some places, and Midwest weather is unpredictable, so please still plan your attire accordingly.

At this year's conference, besides our regular demonstrators, we are planning a display on the history of power hammers. We are trying to assemble as many varieties of hammers that have been available in the past as well as those available today. As part of this special exhibit, Sid Seudemier is planning to bring the first and the last 25-pound "Little Giant" as well as many other historically interesting hammers. Most will be there only for display, but some will actually be available for hammering!

Rome Hutchings, grandson of Francis Whitaker, is overseeing a ring project that will be completed at this conference. For more information about submitting a ring, please see the article in the summer issue of *The Anvil's Ring*.

With all the things BAM is planning, we think this will be our best conference yet—and we'd love to have you come and be a part of it. After all, we do all this *For Love of The Craft!*

— The BAM 2008 Conference Committee

Pres: Kirk Sullens
2300 N. East Ave.
Springfield, MO 65803
(417) 863-8628
kirk@kirksullens.com
www.bamsite.org

Ed: Robert Ehrenberger
6192 Hwy 168
Shelbyville, MO 63469-
2527
(573) 633-2010
bameditor@centurytel.net

Our neighborhood of smiths

Check this page every month to see what's going on with our neighboring colleagues, and read about activities in their smithing groups.

UMBA

Visit <http://www.umbaonline.org/events.html>

UMBA DVD-R library

125 different titles

\$5 each, \$2 shipping per order

Never return them to library - www.umbaonline.org

Badger Blacksmiths meetings

Our contact information is as follows:

President: Paul Branch

715-248-7788

715-222-9239

pbranch@frontiernet.net

Jon Gooding

(715)-688-2067

hdriderjr@baldwin-telecom.net

Lake Superior Metalsmiths

Lake Superior Metalsmiths (LSM) meet the fourth Saturday of the month at noon from October through April. The meetings are potluck at noon at Dave Hanson's house, 5873 Taft Road, Duluth, Minnesota, 218-721-4572.

Northern Minnesota Metalsmiths

The NMM meetings are the first Monday of the month, often, but not always, at Keith Johnson's shop in Bemidji. Contact Keith for monthly specifics at keith@greatriverforge.com. The Northern Minn. Metalsmith's website is up again, different name, www.nmmetalsmiths.org

CALL TO ENTRIES

12th Annual, "Lines into Shapes" Art Exhibition and Sale, September 19th – October 4th, 2008. Open to all artists. Media accepted: oil, acrylics, water media, pastel/graphite/scratchboards, original printmaking, sculpture, fine art pottery, glass, photography, wood, fiber and jewelry. Over \$5,000 in prize monies awarded in 2007. Slide or CD only.

Non-refundable entry fee of \$13 per slide with a max. of 3 entries per artist. Deadline is July 15th, 2008. For prospectus, download entry form from www.artcenterofestes.com or send a self-addressed stamped envelope to Art Center of Estes Park, P.O. Box 3635, Estes Park, CO 80517 or call 970-586-5882.

Basic Joinery Workshop

April 12 & 13, 2008

Minnesota School of Horseshoeing (map on next page)

8:30 am to 4:00 pm

Cost: \$75 includes material & fuels

Each student will take home a tenon swage, monkey tool and proper slitting chisel, a butcher and several joinery samples they will make during the workshop.

What to bring, basic tools: Hammer, tongs for 3/8 to 5/8 stock, center punch, measuring device, any slit/drift/punching tools, wire brush and your > safety gear.....eye protection, leather ankle high boot/shoe, hearing protection and non-synthetic clothing. There will also be some specialty tongs for sale, which is optional. Students will be provided the use of these tongs for the class and are not obligated in any to purchase them. This is more than an introduction to the basics of traditional joinery, and completion of Blacksmithing Basics is recommended. Some joinery experience/experimentation is helpful

1. What you will learn: a. Safety, keeping your cool in hot situations; b. Fire Management, the keys to success; c. Joinery fundamentals, the first steps; d. Joinery use in project design; e. Types of Joinery that you too can do! f. Practice, practice, practice, bring it all together.

2. Beginning with a clear head will prevent you from making mistakes that can hurt you. What's so important about Safety? Everything!

3. Why is Fire Management so important? Without proper control of your fire, forging becomes more work than it needs to be.

4. What types of joinery can I use in my design? What materials can I use? How to prepare your material for several types of joints. Plus my favorite topic "Pitfalls and perils of an out of control pyromaniac"

5. The use of forge welding in joinery, when to use a weld instead of a joint.

This is a Guild-sponsored class.

Classes fill up quickly, so register now for this Basic Joinery Workshop!

Registration form is on next page.

Instructor is Rome Hutchings.

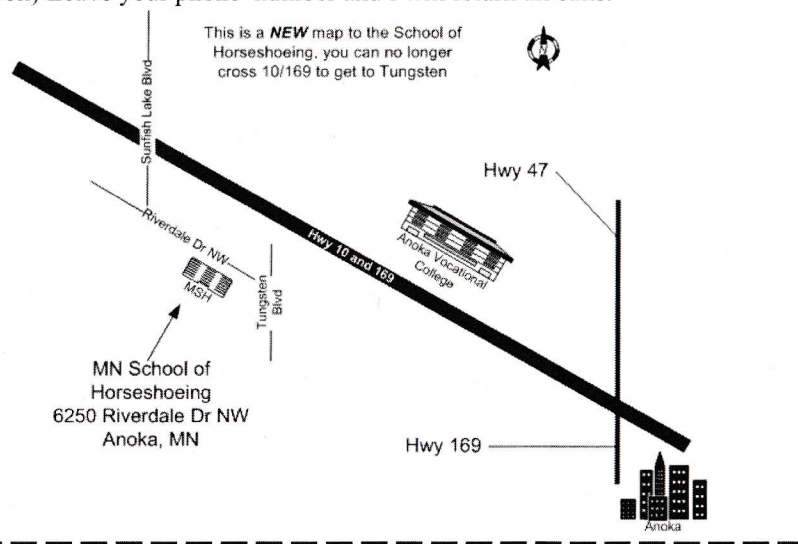
Basic Joinery Workshop

6. Types of forged joints, what their purpose is and how to use them in your work. a. Lap Joint b. Tenon c. Collaring d. Riveting e. Splitting & Drifting f. Forge Welding g. Other types of mechanical joints h. Much, much more!

7. Putting it all together, simple joints to begin with, progressing to more specialized joinery. A series of joints to practice what you have learned. This will be a forging intensive workshop, so get your arm into shape!

8. Note: Students should contact the instructor prior to this workshop to discuss tool requirements.

Instructor: Rome Hutchings, (763) 878-1694 (Home) or (763) 482-1181 (Cell) Leave your phone number and I will return all calls.



Register for "Basic Joinery Workshop." Fill out form below and mail, along with check for \$75 made out to "Guild of Metalsmiths" to:

Rome Hutchings
13633 Ferman Ave NW
Clearwater, MN 55320

For questions, call Rome at 763-878-1694 (home), or 763-482-1181 (cell)

Name: _____


Address: _____

City, State, Zip: _____

Phone: _____ Email: _____

February Guild meeting pictorial

Photos below were taken at the February meeting at Oakeschott Museum by Guy Paton.



Blacksmithing classes in Wyoming

David W. Osmundsen is offering a basic blacksmithing, entry level, class at his shop, Arrowhead Forge, in Buffalo, Wyoming. This five day class teaches many of the fundamentals such as shop layout and tool selection, fire and hammer control, punching, slitting, drifting, swaging, welding, heat treating and many more. Classes are held monthly and limited to two students.

For more information visit www.arrowhead-forge.com or write to David at 47 N. Lobban Buffalo, WY 82834

Plan now for the Fall Conference - Sept 19, 20, 21, 2008

The Program Committee is already busy setting up plans for the Fall Conference and has a great lineup of demonstrators for this year. For those interested in metal and swords we will have Howard Clark of Runnells, IA showing some of his skills and answering questions. Howard is a well-regarded for his knowledge in the fields of metallurgy, heat treating, Damascus pattern welding, and production of Japanese katana.

If you are more interested in artistic expression then Mick Maxen of Herts, England may be of interest. Mick uses pattern welded steel for items other than knife blades forging vessels and other items with wonderful shapes and beautiful patterns in the material and has won numerous awards at the Royal Show in England.

Either of these demonstrators would be a major draw, having both at the same conference will make this a definite must-see event.

In addition to the demonstrators there will be family activities again this year including rug making, Altoid Tin Repousse, Found Art, plus plans are being made to have broom making classes again.

The Exhibition Gallery will be available for everyone to bring an item to show off how much you have learned. This year we are improving the security of the gallery area to help protect the items on display.

Tailgating will be available for those looking to share their old tools or get new ones. There are other events possibly occurring for our conference, more info will be provided as things are set.

All this will start with setup on Friday September 19th in the afternoon at the Little Log House south of Hastings, Minnesota. Friday night there will be the grand opening of the Gallery plus an introduction of the demonstrators and slide show and discussion of their work.


Demonstrations and family activities will continue on Saturday with the silent auction on Saturday afternoon and a live auction Saturday evening. This year the live auction will feature the Gate Project completed by one of the workshops sponsored by TGoM. More information on the Gate Project and information on how everyone may participate will be provided in future announcements.

Demonstrations will continue on Sunday with the conference concluding in the afternoon. As always, help will be appreciated with the set up and tear down of the conference.

— Rich Herman



Hammer Making Workshop Saturday, April 19 at 9 a.m.



Where: Flint Rock Ridge Forge (map on next page)

Fee: \$45

Instructors: Dick Carlson, Myron Hanson, Bill Krawczeski

Class size: maximum 8 students; minimum 5 students

Students should bring their favorite hammer.

Safety glasses and ear plugs are mandatory. Other safety equipment should include gloves, leather apron (optional), cotton clothing, leather shoes.

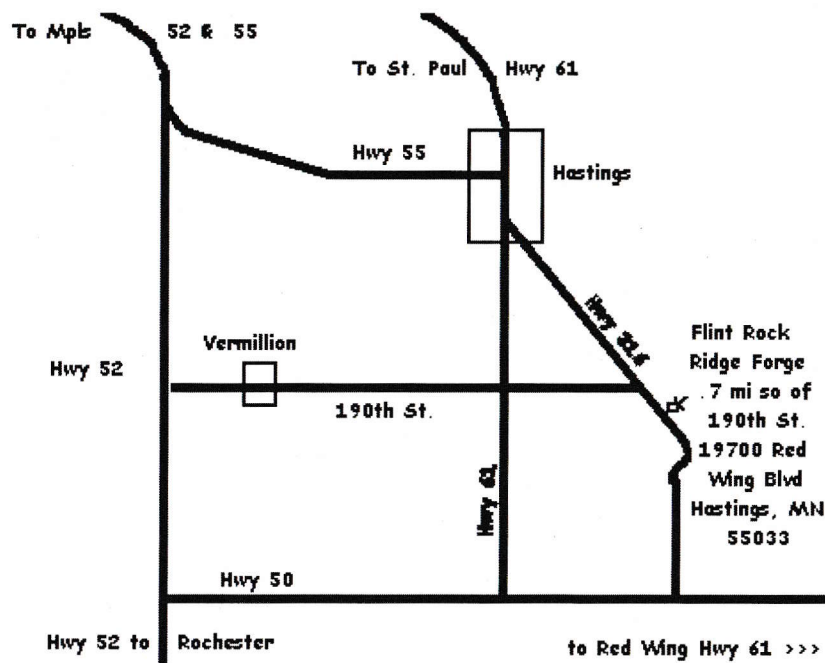
Coffee and cookies will be available in the morning. Bring a bag lunch, or lunch will be available for \$5 each. Restaurants are also located in Hastings.

This is a Guild-sponsored class.

Register now for this popular and classic workshop.

Fill out the form on the next page and return soon.

Join fellow blacksmiths on April 19 for this Hammer Making Workshop!



Register for "Hammer Making Workshop." Fill out form below and mail, along with check for \$45 made out to "Guild of Metalsmiths" to:

Guy Paton
939 Paris Ave. Circle N
Stillwater MN 55082

For questions, call Guy at 651 436-1520, or email bsgrp@earthlink.net

Name: _____

Address: _____

City, State, Zip: _____

Phone: _____ Email: _____

NEW MEMBERS

Minnesota Agricultural Interpretive Center
7367 - 360th Ave
Waseca, MN 56093
Farmamer@hickorytech.net

CHANGES

Roger Degner
781@MCHSI.com

Please be sure to add these changes to your copy of the Guild directory, and update your email address book too!

Next Hammer-In set for June 6-8 at Nowthen!

The next Hammer-In is scheduled for June 6-8 (Fri-Sun) at the Nowthen Show Grounds. Put it on your calenders now. Primitive camping, water, and biffy's available. "Town" is not far away.

Saturday evening will include a potluck and fellowship. We're working on having a small refrigerator if that helps. But plenty of room for coolers, crock pots, seating, etc. Bring a chair. We'll bring a couple tables.

The theme has yet to be established. Besides just getting together, its always a fantastic chance to learn and/or teach a thing or two.

There are 5 forging stations in the shop, so bring some stock, hand tools and your toys. Don't worry if you don't have "It all" yet. Bring what you can and show up. Actually, when do blacksmiths really have it all....?...thoughtless statement.

Look for map and details in the next Forum. Contact me, Al Olson, with questions, 651-683-0906.

Found!

This earring was found at the Fall Conference last September, just outside the door nearest the registration desk. Please contact Beth Olson at 651 683-0906 if it's yours, or email byhenry@mindless.com

